

US00D508080S

(12) **United States Design Patent**  
**Koch**

(10) **Patent No.:** **US D508,080 S**  
(45) **Date of Patent:** **\*\* Aug. 2, 2005**

(54) **BALL POINT PEN**

(75) **Inventor:** **Uwe Koch**, Brensbach (DE)

(73) **Assignee:** **Jacob Ritter GmbH**, Brensbach (DE)

(\*\*) **Term:** **14 Years**

(21) **Appl. No.:** **29/215,549**

(22) **Filed:** **Oct. 20, 2004**

(30) **Foreign Application Priority Data**

Jul. 3, 2004 (DE) ..... 4 04 03 875

(51) **LOC (8) Cl.** ..... **19-06**

(52) **U.S. Cl.** ..... **D19/50; D19/46; D19/56**

(58) **Field of Search** ..... D19/35, 36, 41-51,  
D19/53-58, 81-85; 401/6, 7, 88, 99-102,  
103-106, 107-110, 111-117, 209; 24/10 R,  
11 R, 11 P, 11 PP, 11 F, 11 M

(56) **References Cited**

**U.S. PATENT DOCUMENTS**

2,234,942 A \* 3/1941 Nichols ..... 401/195  
D260,020 S \* 7/1981 DuBois et al. .... D19/42

D331,779 S \* 12/1992 Hu ..... D19/51  
D391,291 S \* 2/1998 Chang ..... D19/42  
D393,279 S \* 4/1998 Byun ..... D19/36  
D477,635 S \* 7/2003 Rommel ..... D19/46  
D482,068 S \* 11/2003 Koch ..... D19/51

\* cited by examiner

*Primary Examiner*—Martie K. Holtje

(74) *Attorney, Agent, or Firm*—Smith, Gambrell & Russell, LLP

(57) **CLAIM**

The ornamental design for a ball point pen, as shown and described.

**DESCRIPTION**

FIG. 1 is a front view of a ball point pen of the present invention;

FIG. 2 is a rear view thereof;

FIG. 3 is a right side view thereof;

FIG. 4 is a left side view thereof;

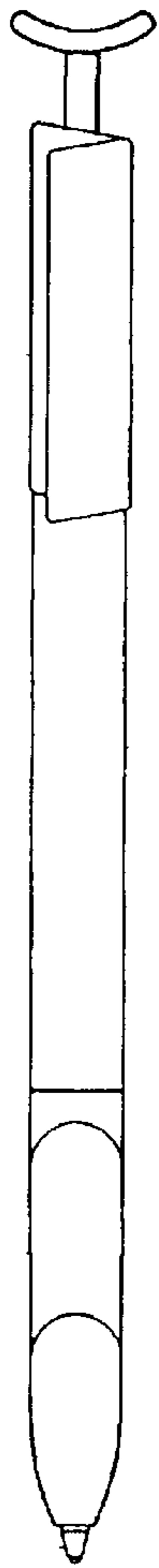
FIG. 5 is a top plan view thereof; and,

FIG. 6 is a bottom view thereof.

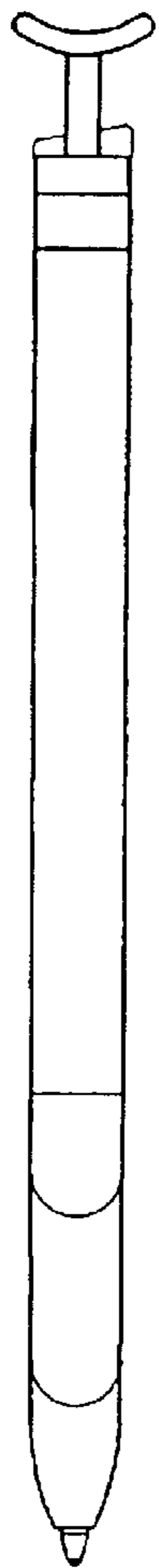
**1 Claim, 1 Drawing Sheet**



**FIG. 1**



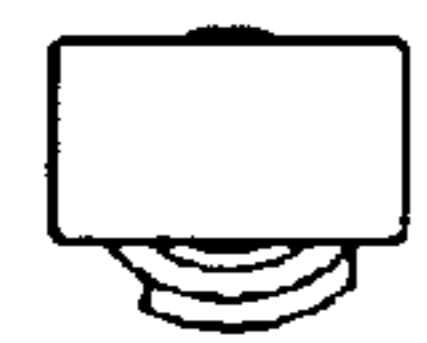
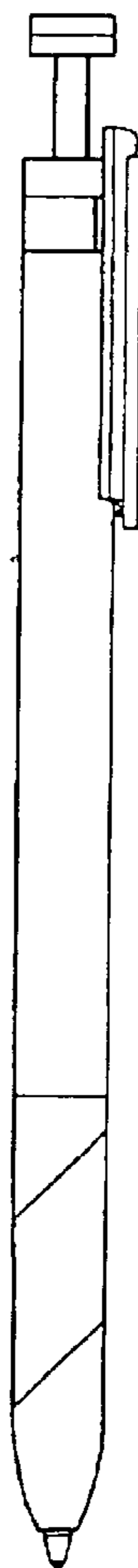
**FIG. 2**



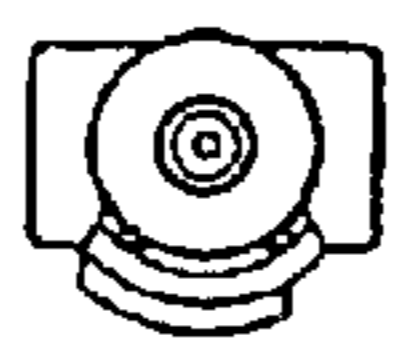
**FIG. 3**



**FIG. 4**



**FIG. 5**



**FIG. 6**