



US00D508073S

(12) **United States Design Patent**
Shah

(10) **Patent No.:** **US D508,073 S**

(45) **Date of Patent:** **** Aug. 2, 2005**

(54) **RING**

(75) **Inventor:** **Colin Shah, Mumbai (IN)**

(73) **Assignee:** **Jewelx New York Ltd., New York, NY (US)**

(**) **Term:** **14 Years**

(21) **Appl. No.:** **29/194,120**

(22) **Filed:** **Nov. 18, 2003**

(51) **LOC (8) Cl.** **11-01**

(52) **U.S. Cl.** **D18/34**

(58) **Field of Search** D11/26-39, 3-4,
D11/89-92; 63/5.7-15.8, 15.9, 26, 27-28,
3; 606/204

(56) **References Cited**

U.S. PATENT DOCUMENTS

D80,946 S	*	4/1930	Gross	D11/34
D80,950 S	*	4/1930	Gross	D11/34
D91,547 S	*	2/1934	Steffen	D11/34
D108,540 S	*	2/1938	Granat	D11/34
D374,193 S	*	10/1996	Doustorian	D11/34
D402,912 S	*	12/1998	Itzkowitz	D11/29

D431,793 S	*	10/2000	Ambar	D11/34
D432,938 S	*	10/2000	Vardakis et al.	D11/26
D445,056 S	*	7/2001	Haquet	D11/26
D446,149 S	*	8/2001	Itzkowitz	D11/36
D449,245 S	*	10/2001	Ambar	D11/36
D463,752 S	*	10/2002	Ambar	D11/34

* cited by examiner

Primary Examiner—Cathy Anne MacCormac

(74) *Attorney, Agent, or Firm*—Thomas I. Rozsa; Tony D. Chen

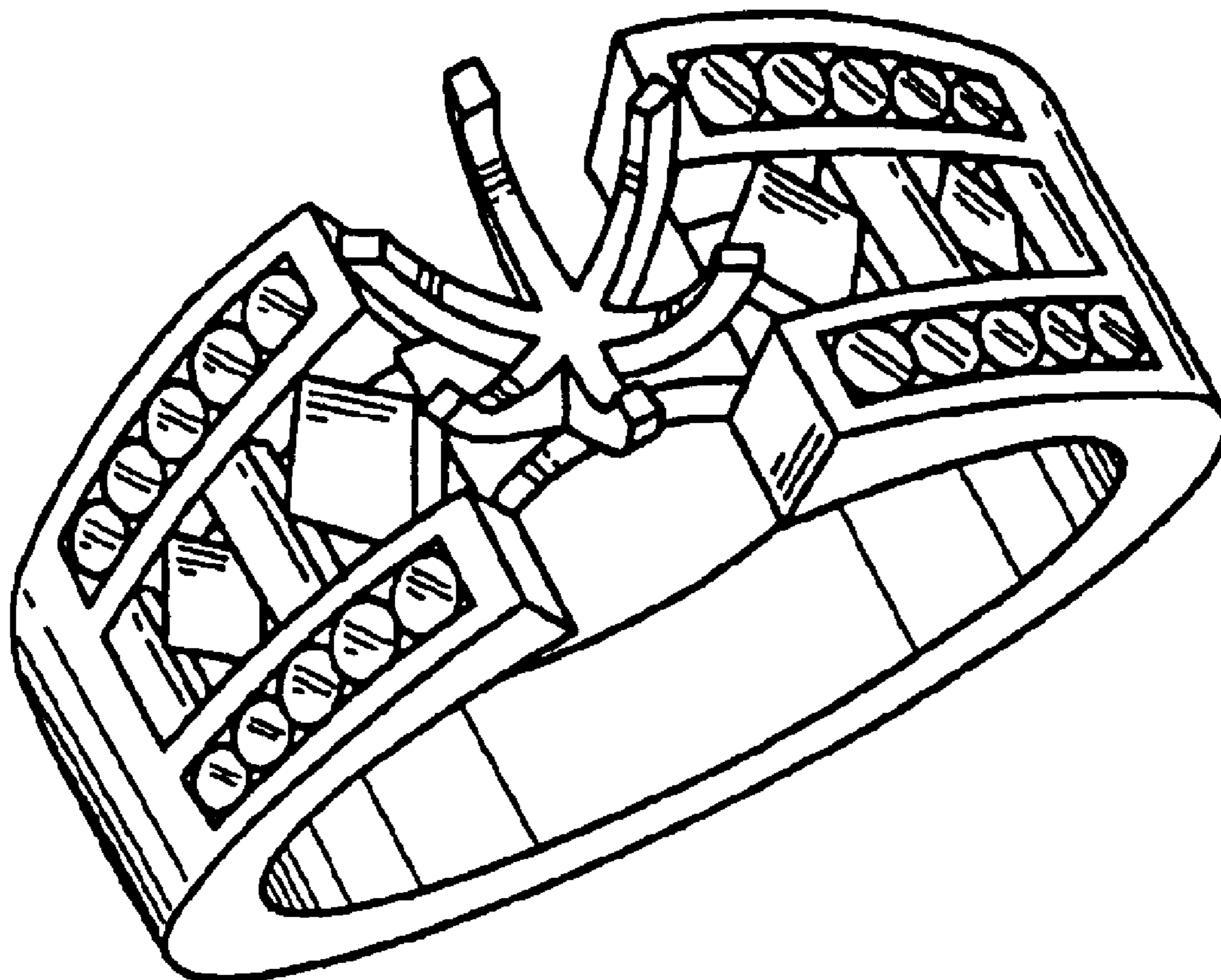
(57) **CLAIM**

The ornamental design for a ring, as shown and described.

DESCRIPTION

FIG. 1 is a perspective view of the preferred embodiment of the ring, showing my new design;
FIG. 2 is a top plan view;
FIG. 3 is bottom plan view;
FIG. 4 is a front elevational view, the rear elevational view being a mirror image; and,
FIG. 5 is left side elevational view, the right side being a mirror image.

1 Claim, 1 Drawing Sheet



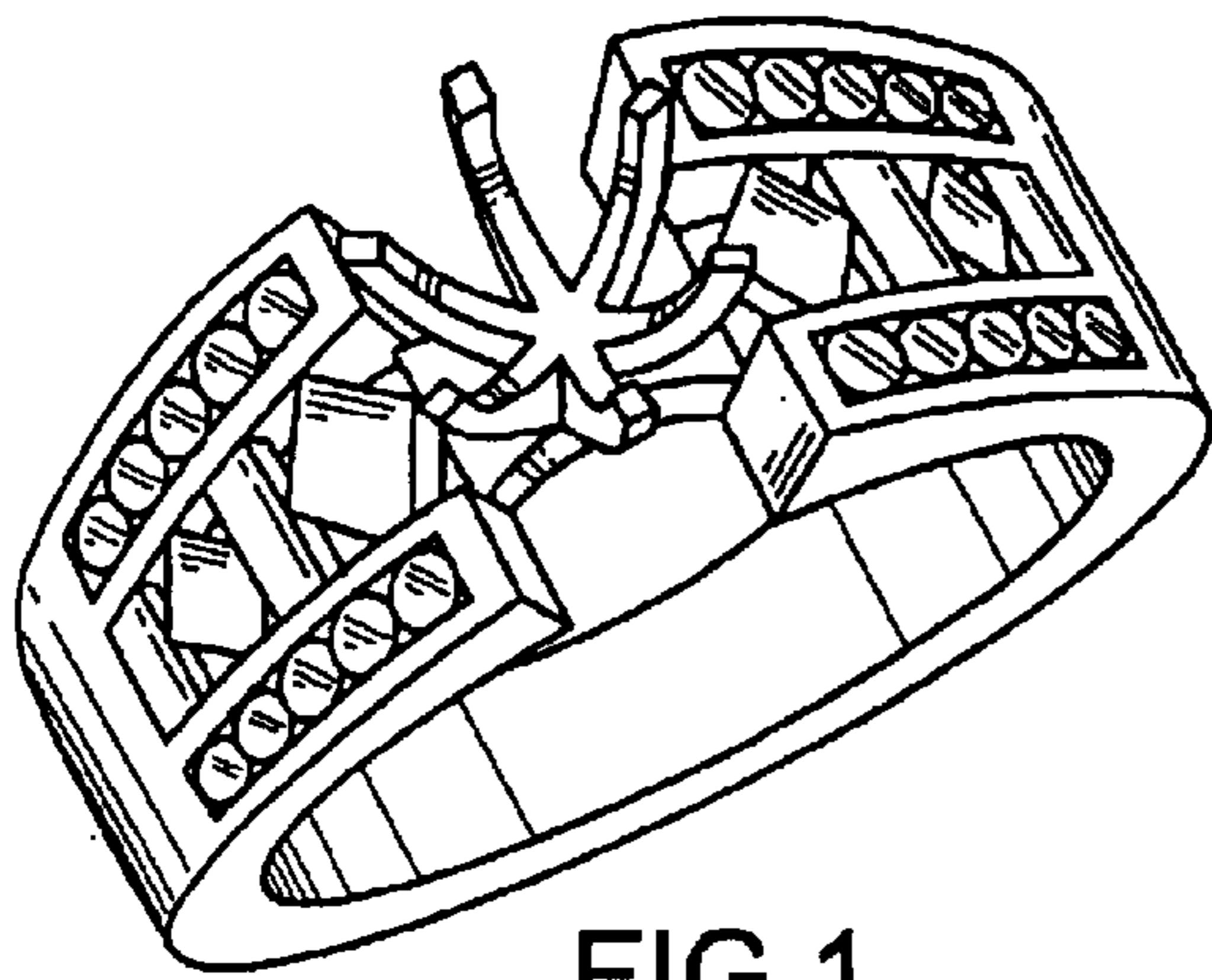


FIG. 1




FIG. 2

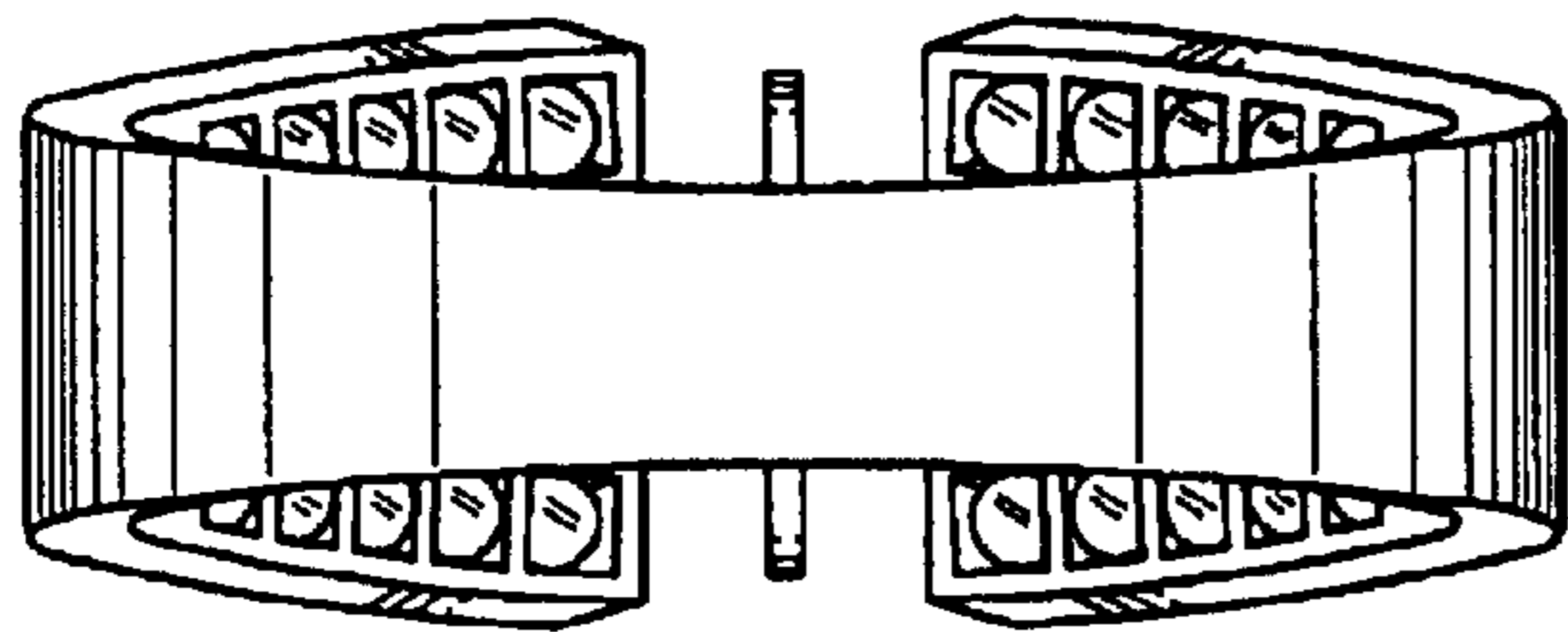


FIG. 3

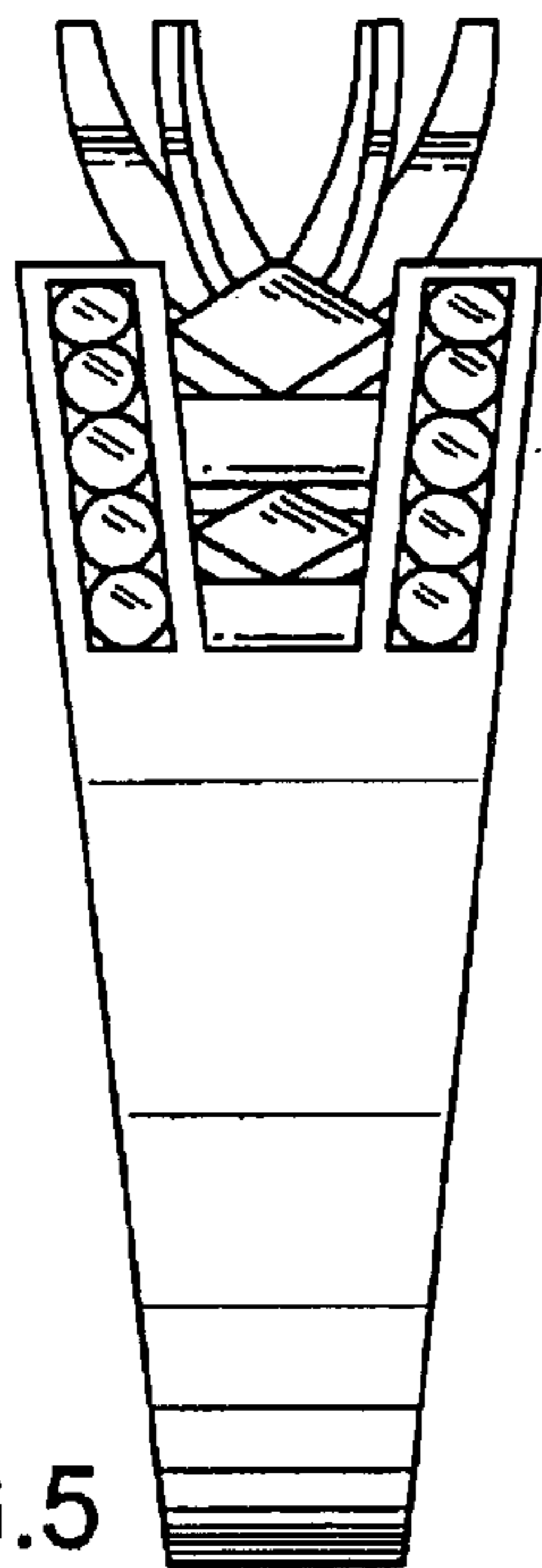


FIG. 5

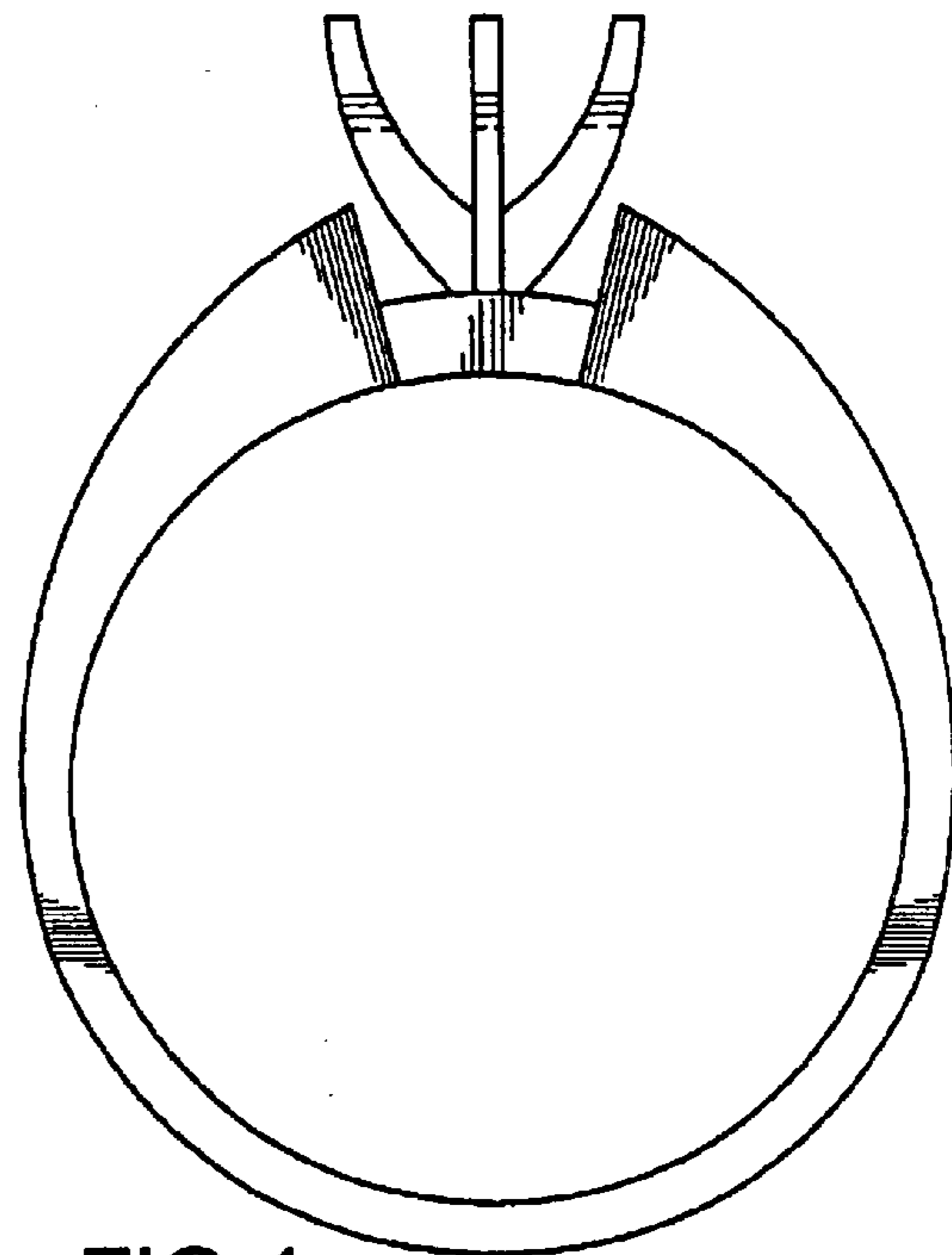


FIG. 4