



US00D508071S

(12) **United States Design Patent**
Wang

(10) **Patent No.:** **US D508,071 S**

(45) **Date of Patent:** **** Aug. 2, 2005**

(54) **CALCULATOR**

D314,004 S * 1/1991 Ida D18/7
D355,898 S * 2/1995 Verderame D14/346

(75) Inventor: **Lobo Wang**, Tucheng (TW)

* cited by examiner

(73) Assignee: **Cheng Uei Precision Industry Co., Ltd.**, Taipei (TW)

Primary Examiner—Caron D. Veynar
(74) *Attorney, Agent, or Firm*—Rosenberg, Klein & Lee

(**) Term: **14 Years**

(57) **CLAIM**

(21) Appl. No.: **29/197,626**

The ornamental design for a calculator, as shown and described.

(22) Filed: **Jan. 20, 2004**

DESCRIPTION

(51) **LOC (8) Cl.** **18-01**

(52) **U.S. Cl.** **D18/7**

(58) **Field of Search** D18/1, 2, 4.1-4.6,
D18/6-7, 10, 11; D14/341, 342, 343, 345,
346; 235/419-434, 379, 61 R-60.22; 364/705.06,
705.07, 706-710; 200/5 A; 84/477 R, 485 SR



FIG. 1 is a top front perspective view of a calculator showing my new design;
FIG. 2 is a front elevational view thereof;
FIG. 3 is a rear elevational view thereof;
FIG. 4 is a left side elevational view thereof;
FIG. 5 is a right side elevational view thereof;
FIG. 6 is a top plan view thereof;
FIG. 7 is a bottom plan view thereof; and,
FIG. 8 is a perspective view of the calculator with the display in the closed position.

(56) **References Cited**

U.S. PATENT DOCUMENTS

4,064,782 A * 12/1977 Laflamme 84/477 R
4,257,306 A * 3/1981 Laflamme 84/485 R
4,523,087 A * 6/1985 Benton 235/379

1 Claim, 5 Drawing Sheets






Fig.1

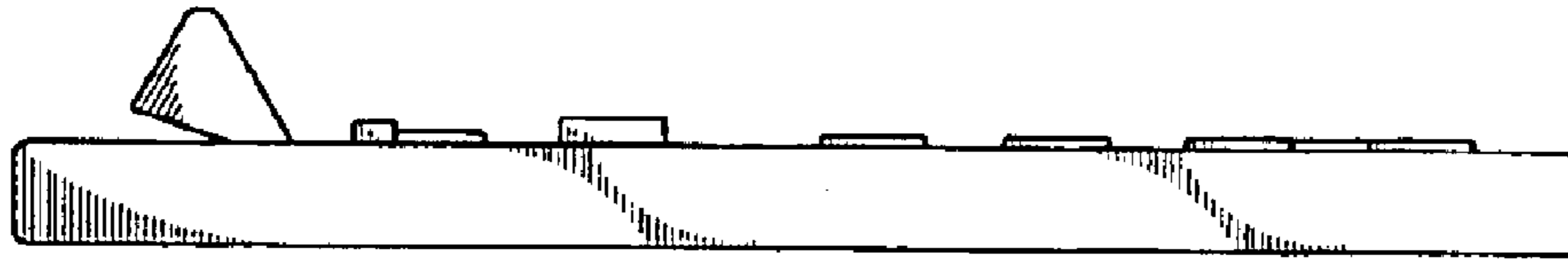


Fig.2



Fig.3




Fig.4

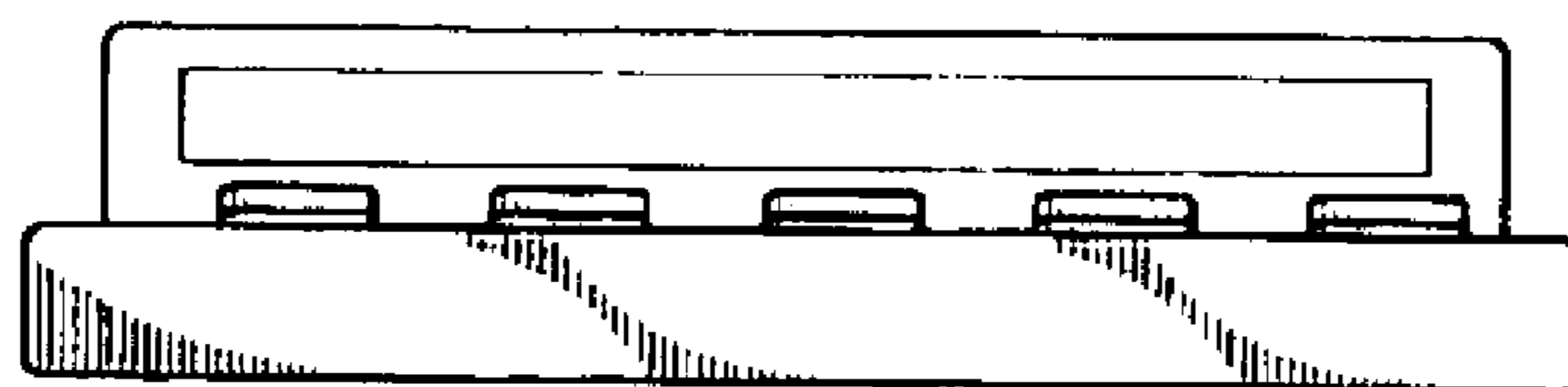


Fig.5

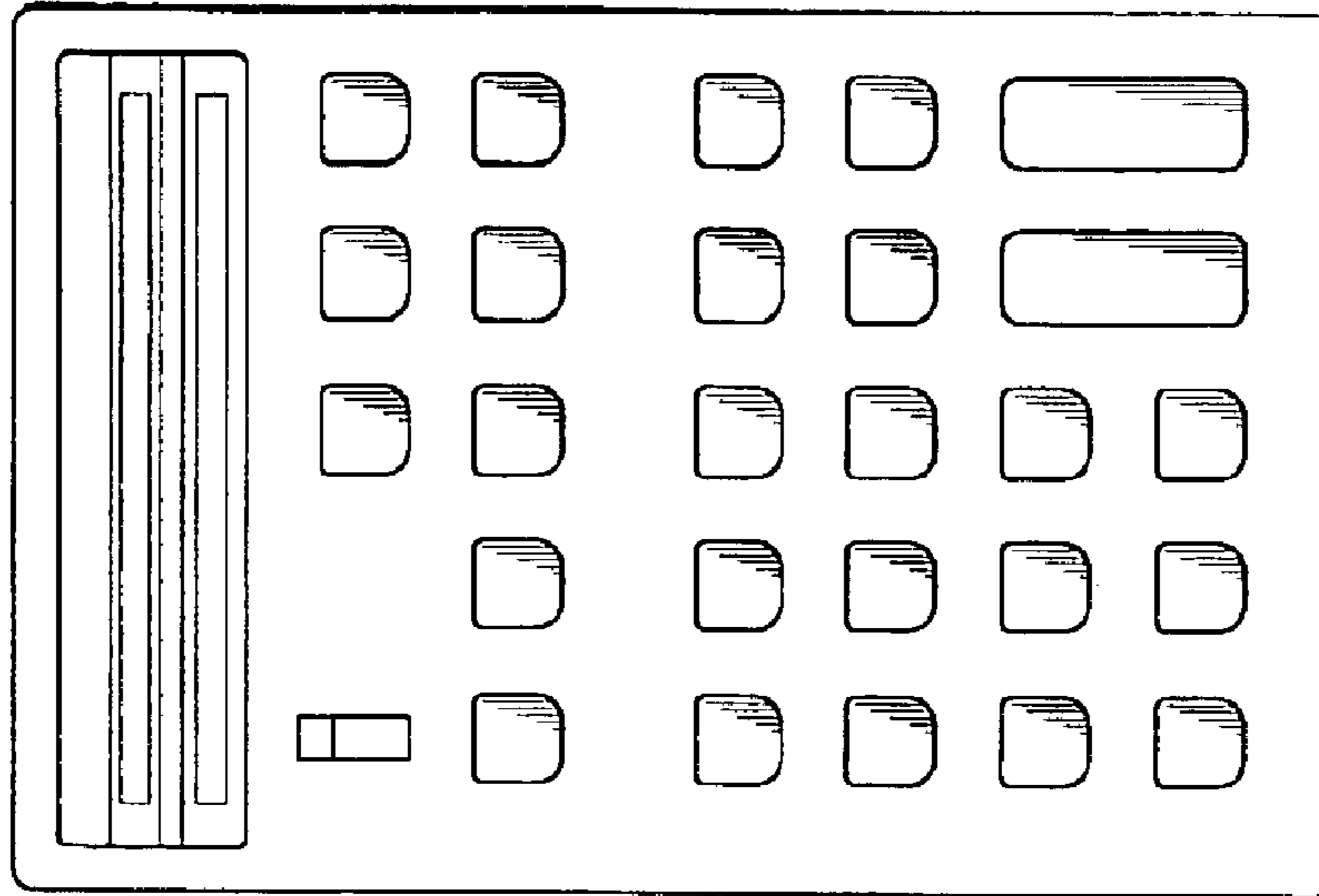


Fig.6




Fig.7




Fig.8