

US00D508069S

(12) **United States Design Patent**
Fuchs

(10) **Patent No.: US D508,069 S**
(45) **Date of Patent: ** Aug. 2, 2005**

(54) **SUNGLASSES WITH PAD**

(75) Inventor: **Gerhard Fuchs, Kauns (AT)**

(73) Assignee: **Silhouette International Schmied AG,**
Ellbognerstrabe (AT)

(**) Term: **14 Years**

(21) Appl. No.: **29/191,412**

(22) Filed: **Oct. 7, 2003**

(30) **Foreign Application Priority Data**

May 16, 2003 (EM) 31604

(51) **LOC (8) Cl. 16-06**

(52) **U.S. Cl. D16/326; D16/309**

(58) **Field of Search D16/300-330,**
D16/101, 335; D29/109-110; D24/110.2;
351/41, 44, 51-52, 111, 158, 92, 62; 2/426-432,
448, 441, 447, 434-437

(56) **References Cited**

U.S. PATENT DOCUMENTS

4,571,748	A	*	2/1986	Carroll et al.	2/436
4,934,807	A	*	6/1990	Bolle et al.	351/44
D375,320	S	*	11/1996	Canavan	D16/312
5,610,668	A	*	3/1997	Mage	2/437
D428,909	S	*	8/2000	Bolle	D16/335
D430,192	S	*	8/2000	Markovitz et al.	D16/321
6,276,795	B1	*	8/2001	Hall et al.	351/62
D464,983	S	*	10/2002	Wang-Lee	D16/326
D466,916	S	*	12/2002	Wang	D16/312
D470,882	S	*	2/2003	Mage	D16/319

6,550,914	B1	*	4/2003	Kopfer	2/437
D475,076	S	*	5/2003	Hou	D16/326
D484,526	S	*	12/2003	Teng	D16/326

OTHER PUBLICATIONS

Sunglass Hut, pp. 9, 10 and 15, 2002.*
U.S. Appl. No. 29/191,424, Filed Oct. 7, 2003, In re: Fuchs,,
entitled *Sunglasses*.

* cited by examiner

Primary Examiner—Raphael Barkai
(74) *Attorney, Agent, or Firm*—Alston & Bird LLP

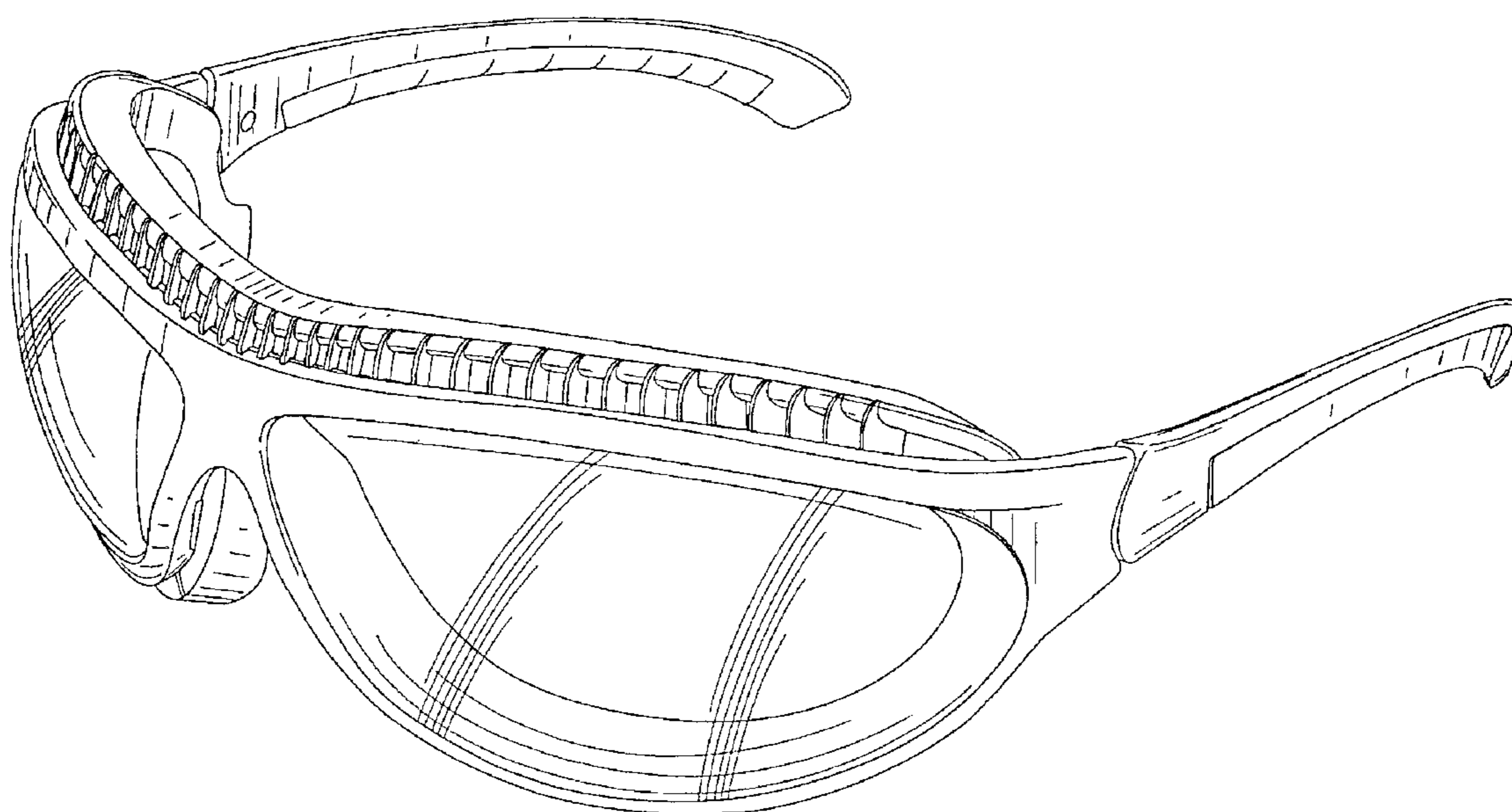
(57) **CLAIM**

The ornamental design for a pair of sunglasses with pad, as
shown and described.

DESCRIPTION

FIG. 1 is a perspective view of a pair of sunglasses with pad
according to the present design;
FIG. 2 is a front elevation view of the pair of sunglasses with
pad of FIG. 1;
FIG. 3 is a rear elevation view of the pair of sunglasses with
pad of FIG. 1;
FIG. 4 is a top plan view of the pair of sunglasses with pad
of FIG. 1;
FIG. 5 is a bottom plan view of the pair of sunglasses with
pad of FIG. 1; and,
FIG. 6 is a right side elevation view of the pair of sunglasses
with pad of FIG. 1, the left side elevation view being a
mirror image thereof.

1 Claim, 6 Drawing Sheets



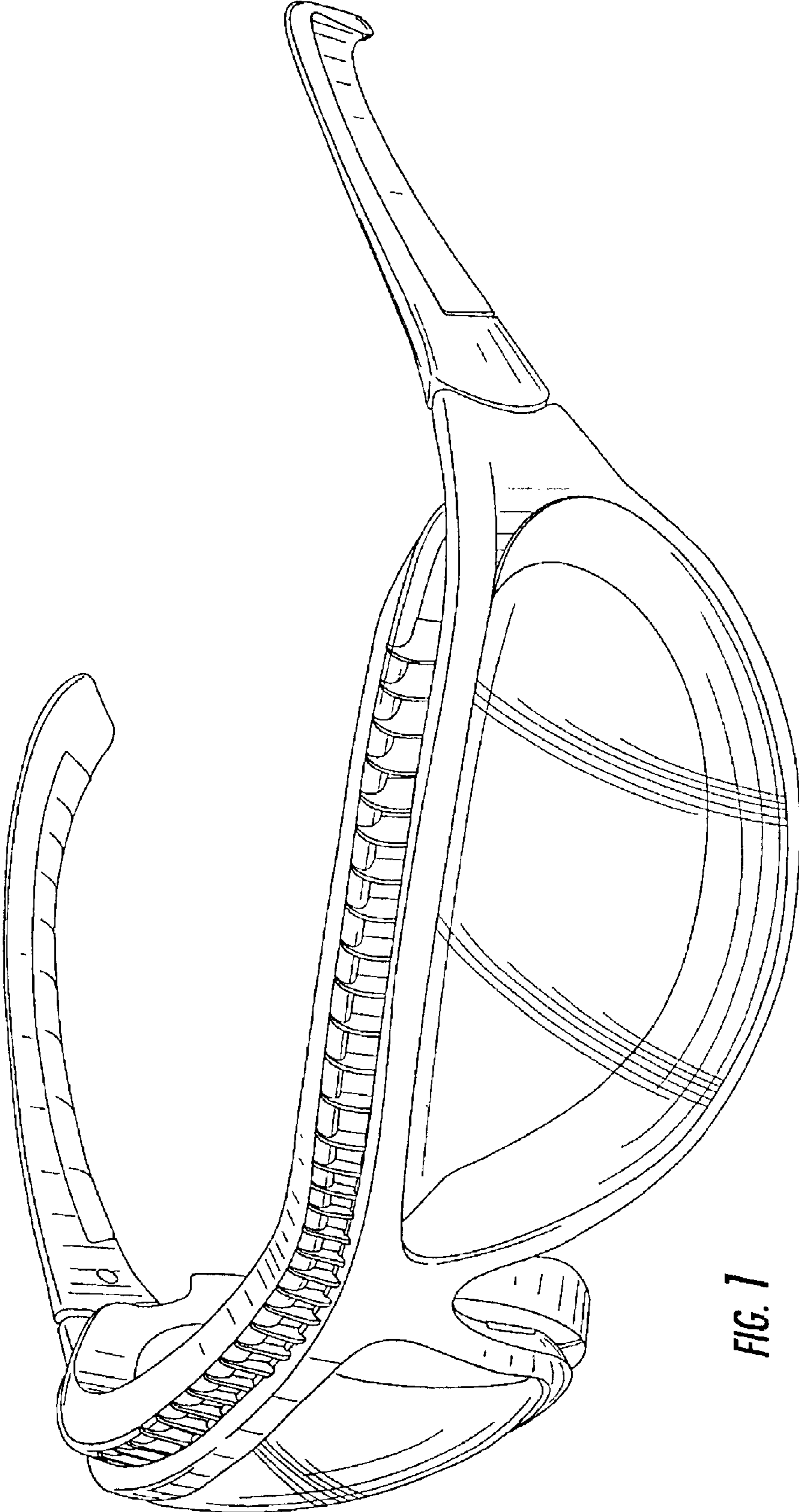


FIG. 1

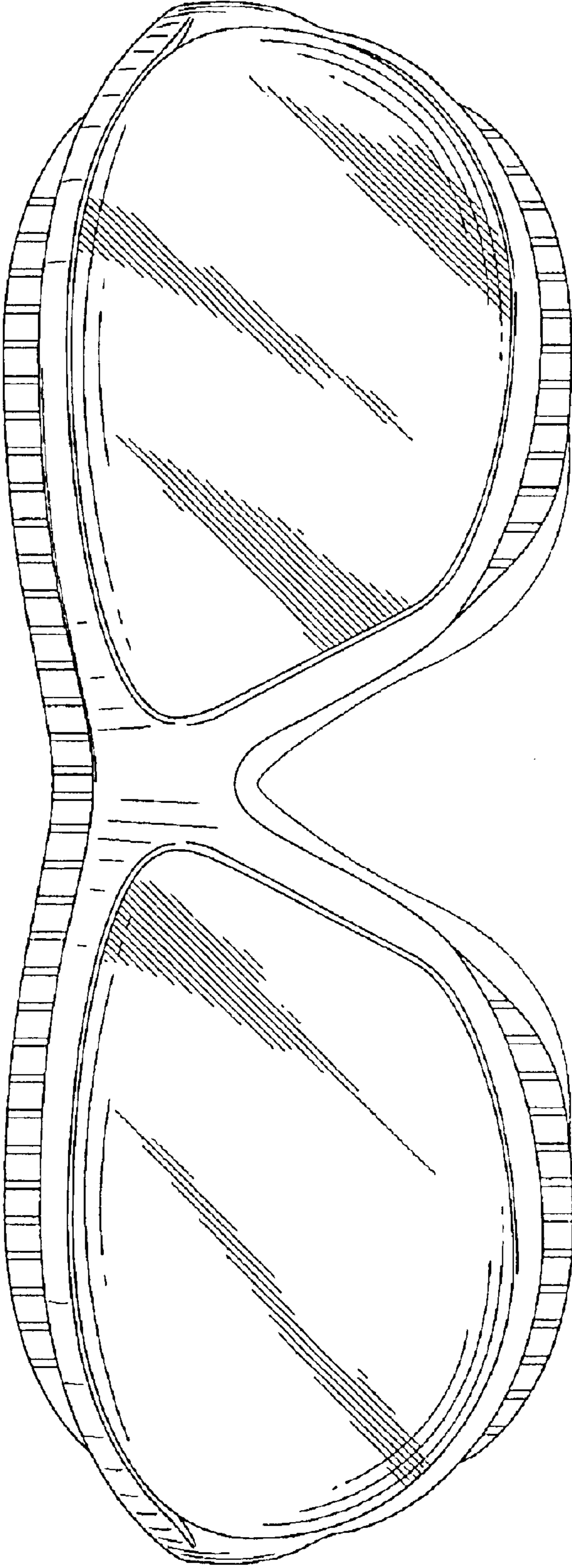


FIG. 2

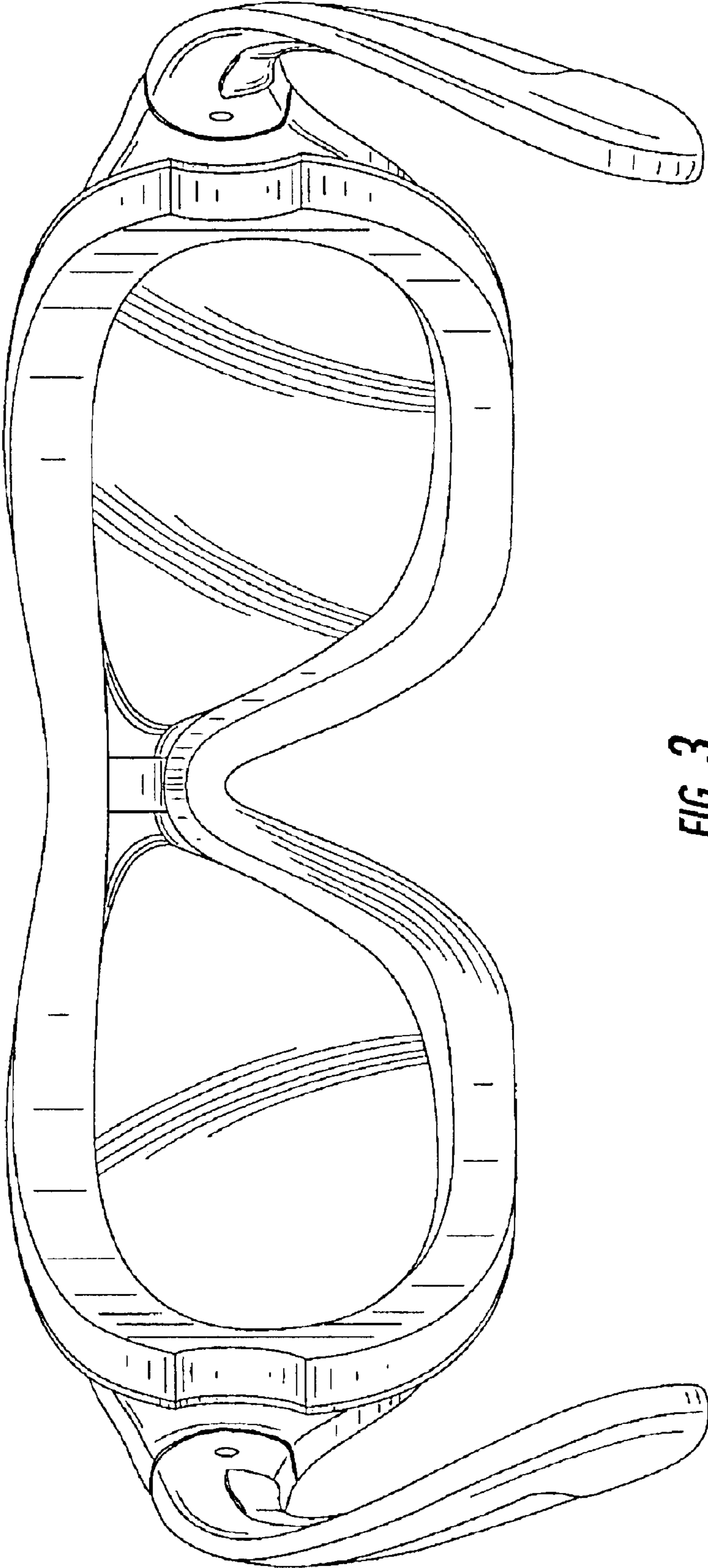


FIG. 3

FIG. 4

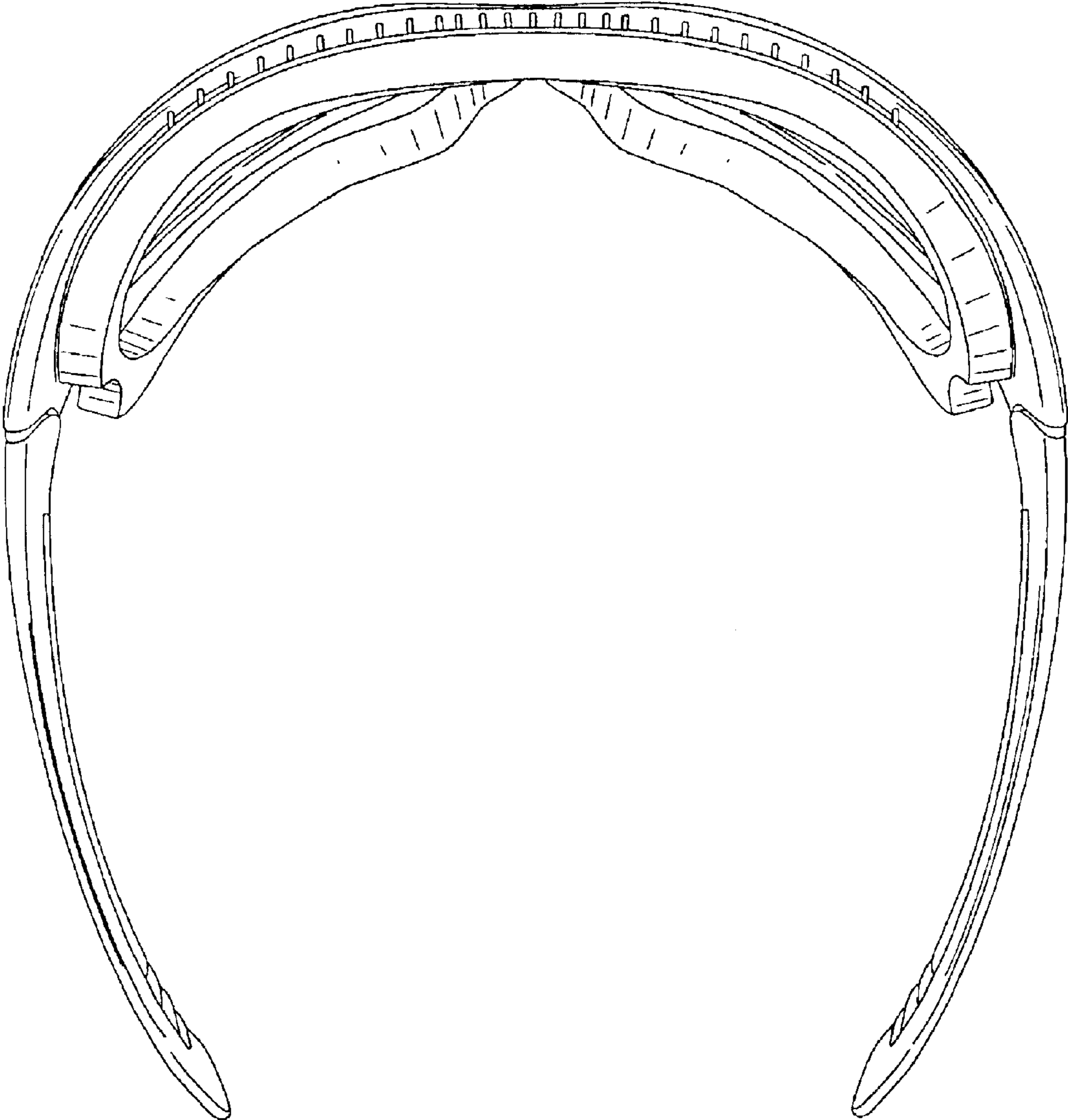
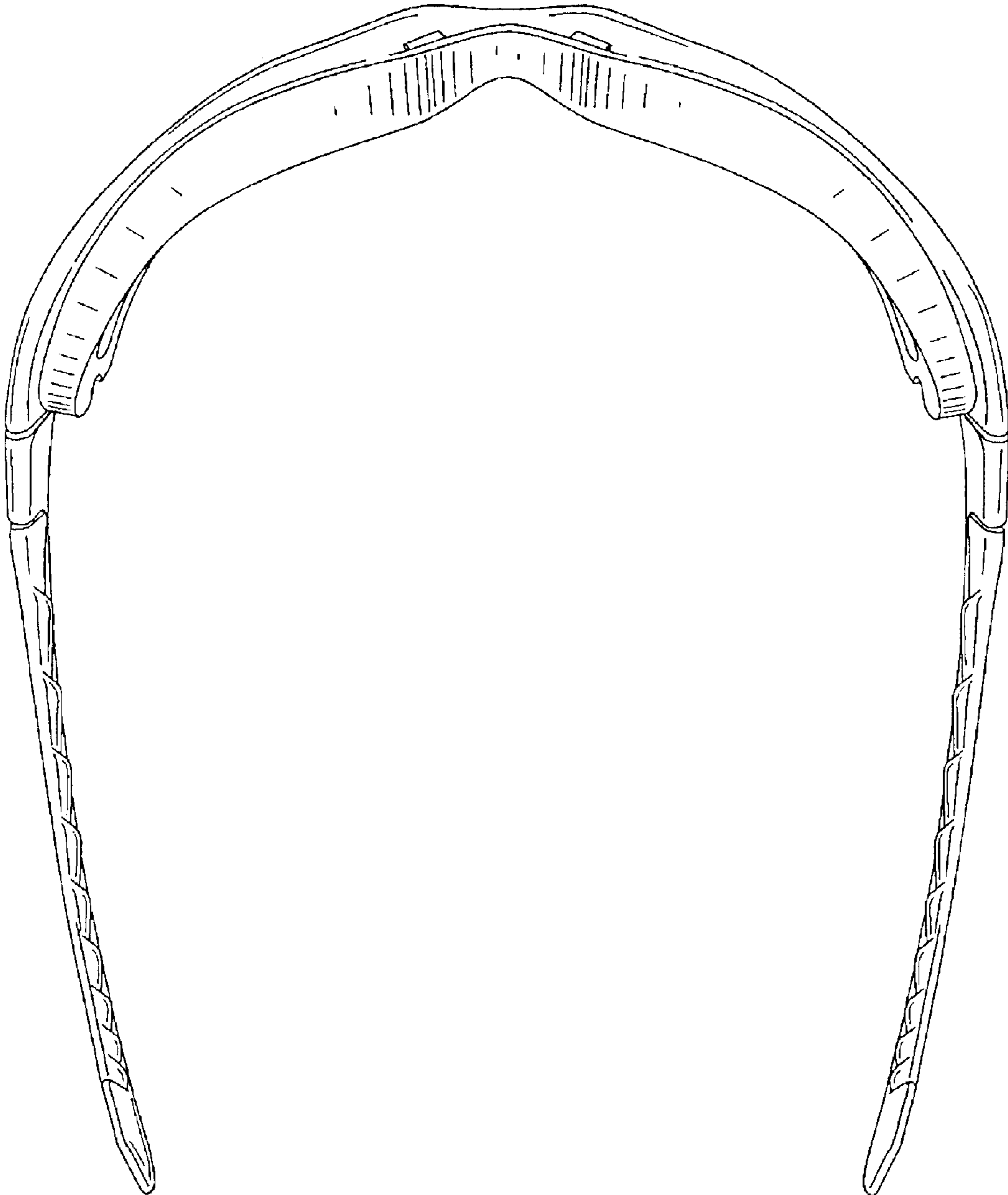


FIG. 5



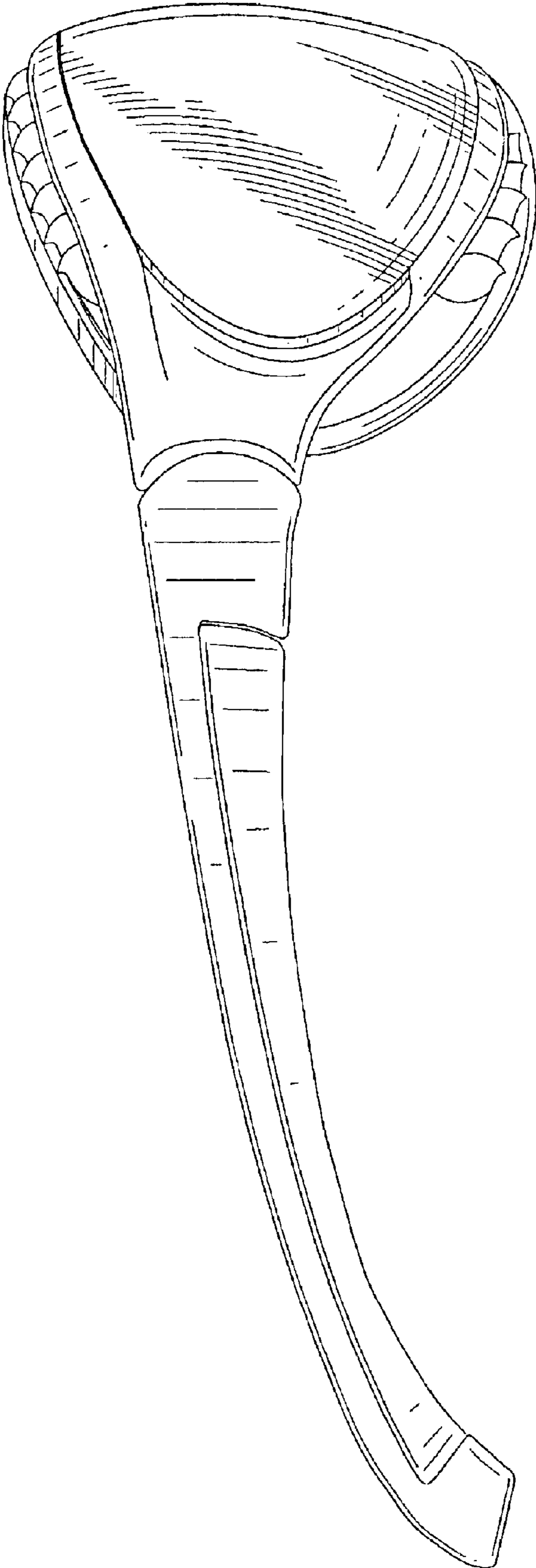


FIG. 6