

US00D508043S

(12) **United States Design Patent**  
**Silverstein**

(10) **Patent No.:** **US D508,043 S**

(45) **Date of Patent:** **\*\* Aug. 2, 2005**

(54) **LOUDSPEAKER GRILL DESIGN WITH  
INNER ARC ALONG ADGE**

D302,818 S \* 8/1989 Camens ..... D14/219  
D302,980 S \* 8/1989 Van de Ven ..... D14/219  
D323,327 S \* 1/1992 Davidson ..... D14/219

(75) **Inventor:** **Steven A. Silverstein**, Marlborough,  
MA (US)

\* cited by examiner

(73) **Assignee:** **Bose Corporation**, Framington, MA  
(US)

*Primary Examiner*—Nanda Bondade  
(74) *Attorney, Agent, or Firm*—Fish & Richardson P.C.

(\*\*) **Term:** **14 Years**

(57) **CLAIM**

(21) **Appl. No.:** **29/165,799**

The ornamental design for loudspeaker grill with inner arc  
along edge, substantially as shown and described.

(22) **Filed:** **Aug. 16, 2002**

**DESCRIPTION**

(51) **LOC (8) Cl.** ..... **14-01**

(52) **U.S. Cl.** ..... **D14/219**

(58) **Field of Search** ..... D14/204, 207–216,  
D14/219–222, 224; 181/144–145, 147–148,  
150, 152–153, 155, 159, 168, 171–174,  
198–199; 381/186, 300–302, 386–388,  
396, 398, 423, 426

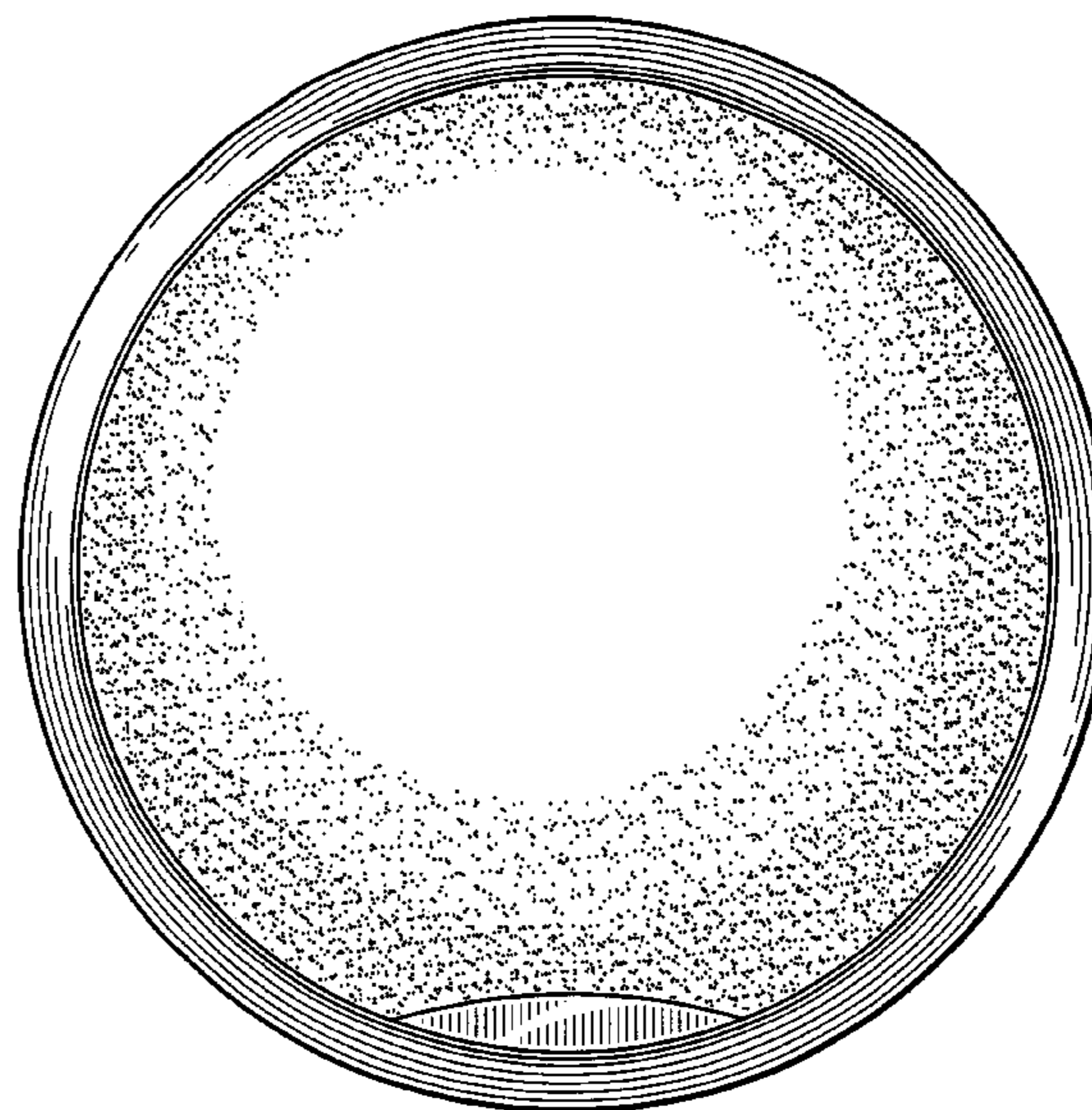
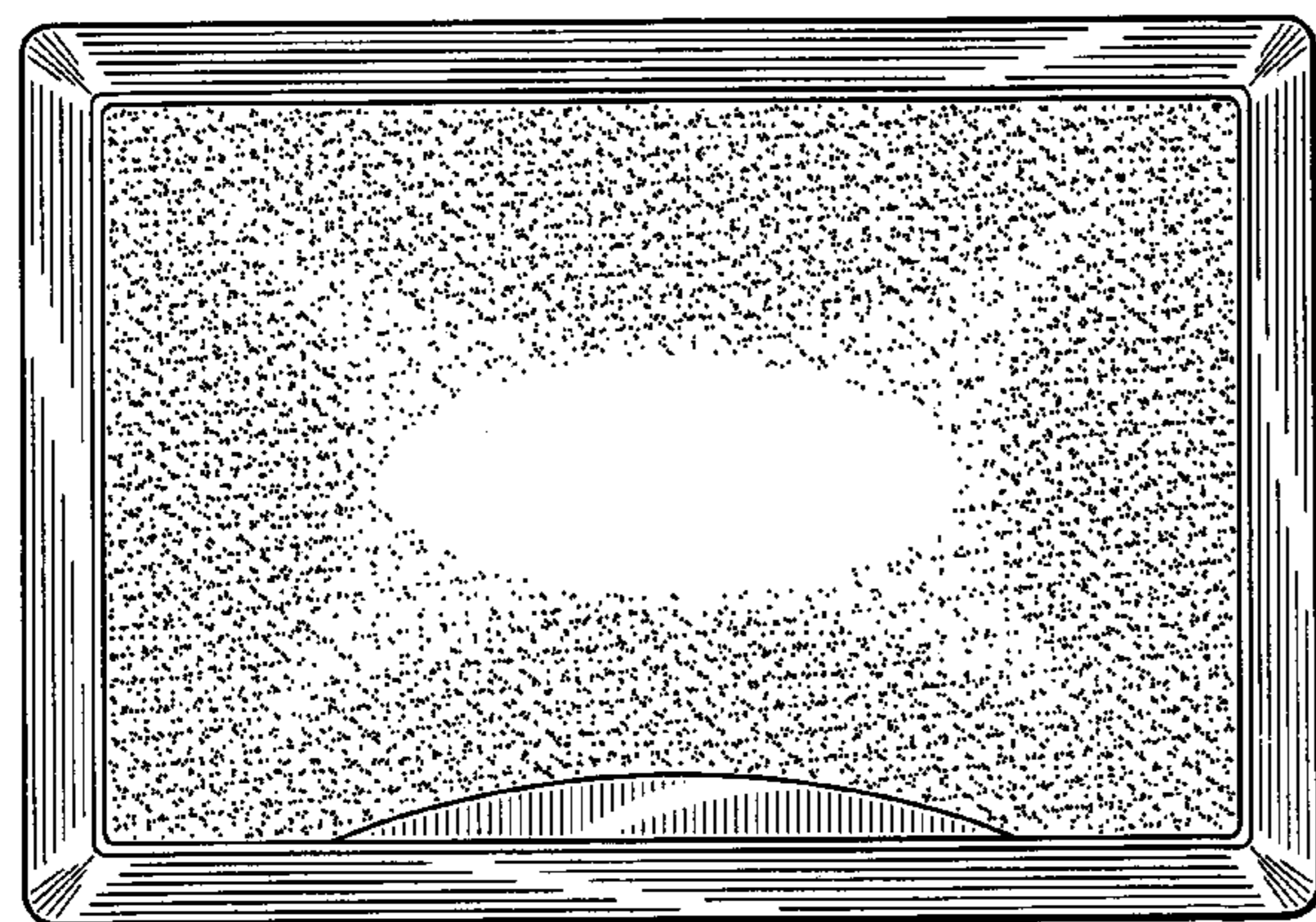
FIG. 1 is a front elevational view of a loudspeaker grill  
design with inner arc along edge showing my new design;  
FIG. 2 is a top plan view thereof;  
FIG. 3 is a side elevational view thereof;  
FIG. 4 is a front elevational view of a second embodiment  
of FIG. 1;  
FIG. 5 is a top plan view of FIG. 4; and,  
FIG. 6 is a side elevational view of FIG. 4.

(56) **References Cited**

**U.S. PATENT DOCUMENTS**

D288,807 S \* 3/1987 Hlavaty ..... D14/215

**1 Claim, 2 Drawing Sheets**



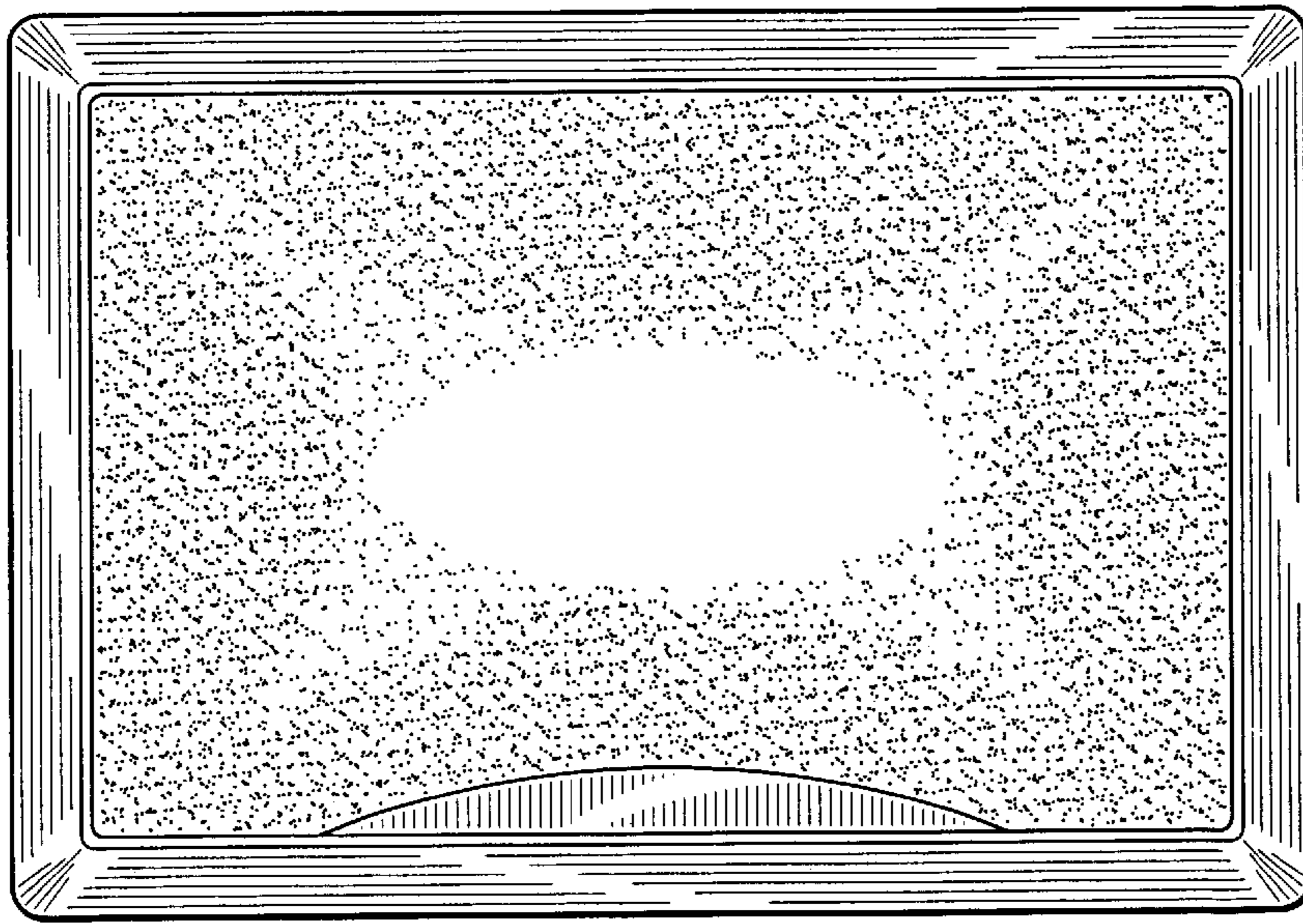


FIG. 1



FIG. 3




FIG. 2

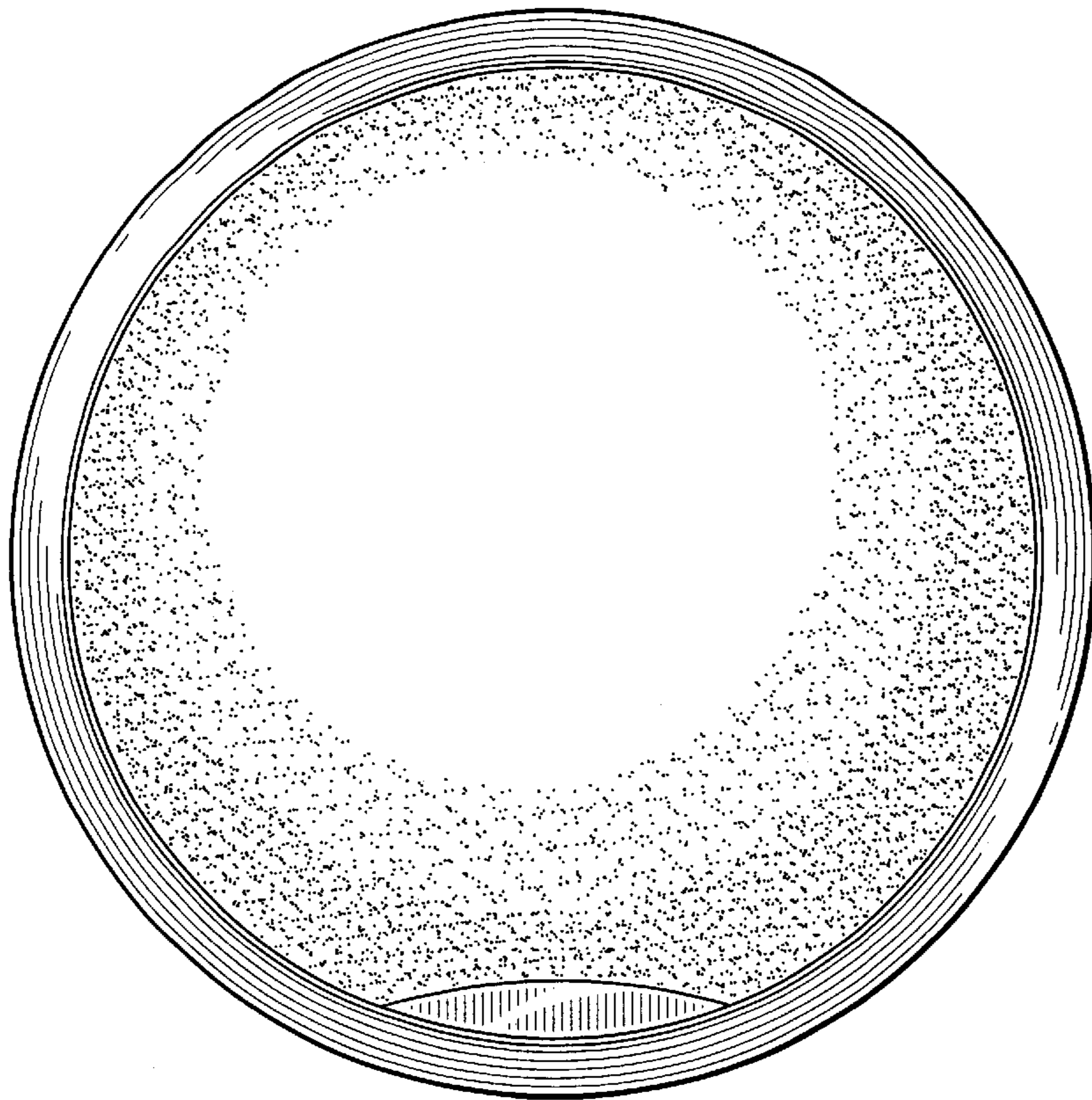


FIG. 4



FIG. 6




FIG. 5