

US00D508037S

(12) **United States Design Patent**
Joung

(10) **Patent No.:** **US D508,037 S**

(45) **Date of Patent:** **** Aug. 2, 2005**

(54) **MOBILE PHONE**

(75) **Inventor:** **Joung Young Joung, Seoul (KR)**

(73) **Assignee:** **LG Electronics Inc., Seoul (KR)**

(**) **Term:** **14 Years**

(21) **Appl. No.:** **29/213,258**

(22) **Filed:** **Sep. 16, 2004**

(30) **Foreign Application Priority Data**

Mar. 19, 2004 (KR) 30-2004-0007848

(51) **LOC (8) Cl. 14-03**

(52) **U.S. Cl. D14/138**

(58) **Field of Search** D14/137, 138,
D14/147-148, 247-248, 144, 341-347;
379/433.01-433.13, 434; 455/550.1-90.3,
575.3, 566, 575.1; D21/517

(56) **References Cited**

U.S. PATENT DOCUMENTS

D432,535 S	*	10/2000	Loh et al.	D14/345
D443,865 S	*	6/2001	Kim	D14/138
D443,866 S	*	6/2001	Arbisi et al.	D14/138
D450,672 S	*	11/2001	Arbisi et al.	D14/138
D465,466 S	*	11/2002	Hyun	D14/138
D475,688 S	*	6/2003	Pierce et al.	D14/138
D483,342 S	*	12/2003	Lee et al.	D14/138
D484,863 S	*	1/2004	Chan	D14/138
D485,249 S	*	1/2004	Liao et al.	D14/138
D485,818 S	*	1/2004	Yabe et al.	D14/138
D486,462 S	*	2/2004	Lim	D14/138
D486,809 S	*	2/2004	Hwang	D14/138
D487,444 S	*	3/2004	Yoon	D14/138
6,704,417 B2	*	3/2004	Kim	379/433.07
D490,065 S	*	5/2004	Shimazu et al.	D14/138

D492,275 S	*	6/2004	Lin et al.	D14/138
D492,656 S	*	7/2004	Lee	D14/138
D495,673 S	*	9/2004	Wada	D14/138
D496,347 S	*	9/2004	Choi et al.	D14/191
D498,468 S	*	11/2004	Seo	D14/138
D500,016 S	*	12/2004	Kim	D14/138
D500,481 S	*	1/2005	Kim et al.	D14/138
D500,994 S	*	1/2005	Lee et al.	D14/138
2004/0109559 A1	*	6/2004	Lee	379/433.04
2004/0132513 A1	*	7/2004	Taneda et al.	455/575.3
2004/0142718 A1	*	7/2004	Kim	455/550.1
2004/0142734 A1	*	7/2004	Kim	455/575.1
2004/0214619 A1	*	10/2004	Chiang	455/575.3
2004/0248625 A1	*	12/2004	Yoshida et al.	455/575.1
2005/0003852 A1	*	1/2005	Song	455/550.1

FOREIGN PATENT DOCUMENTS

JP 1174907 * 6/2003

* cited by examiner

Primary Examiner—Jeffrey Asch

(74) *Attorney, Agent, or Firm*—Birch, Stewart, Kolasch & Birch, LLP

(57) **CLAIM**

The ornamental design for a mobile phone, as shown and described.

DESCRIPTION

FIG. 1 is a perspective view of a mobile phone showing my new design;

FIG. 2 is a front view thereof;

FIG. 3 is a rear view thereof;

FIG. 4 is a left side view thereof;

FIG. 5 is a right side view thereof;

FIG. 6 is a top plan view thereof; and,

FIG. 7 is a bottom plan view thereof.

1 Claim, 6 Drawing Sheets

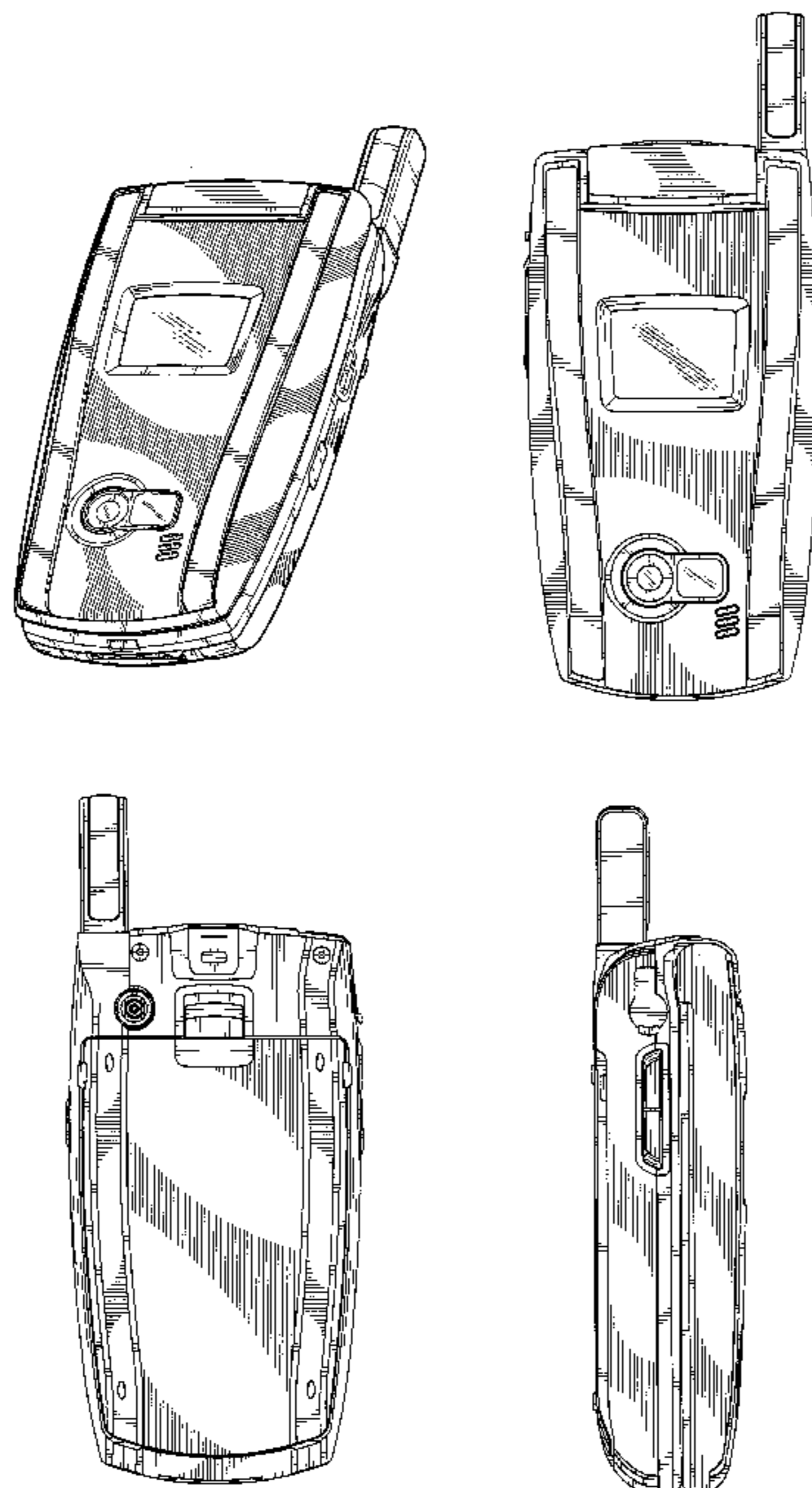


FIG. 1

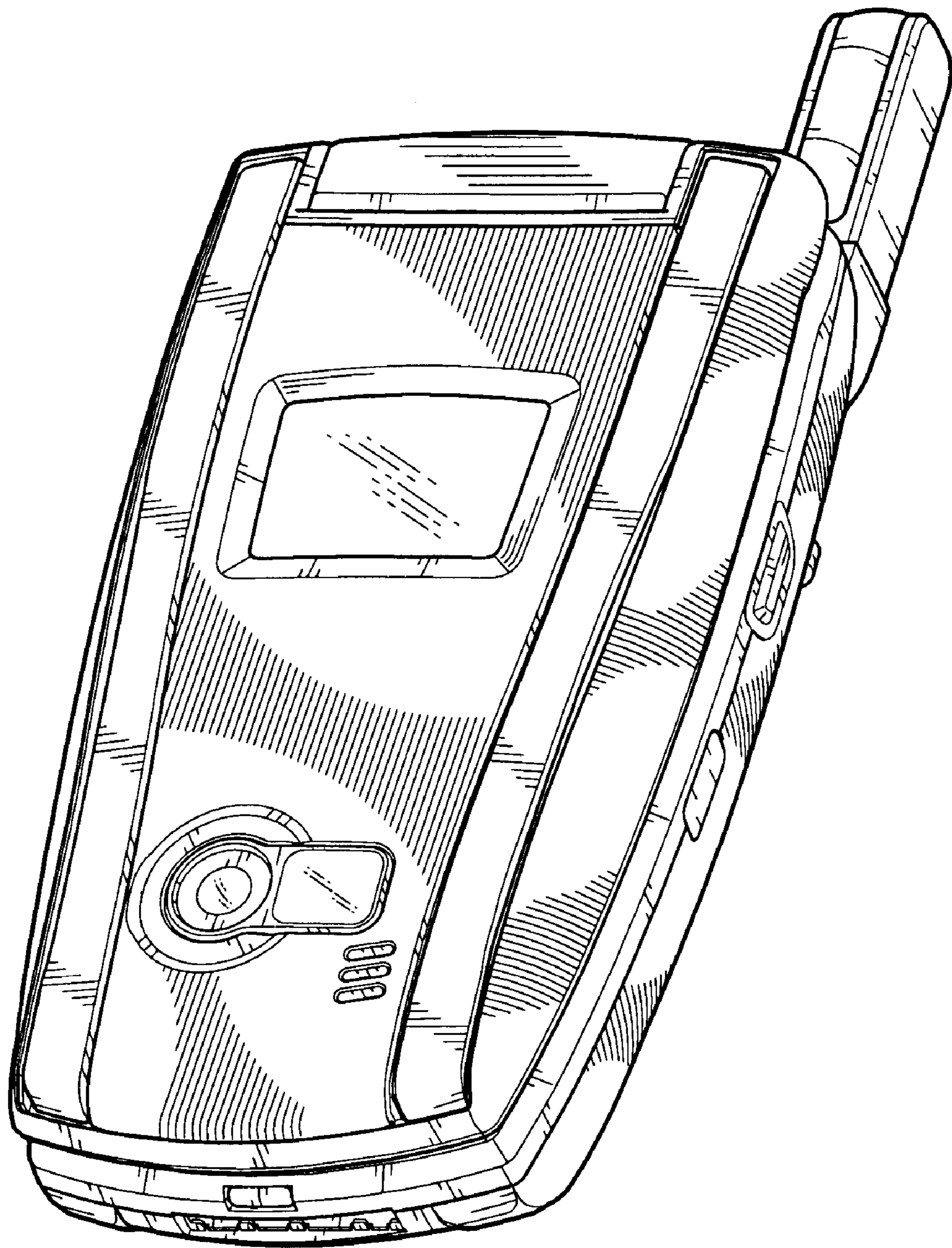


FIG. 2

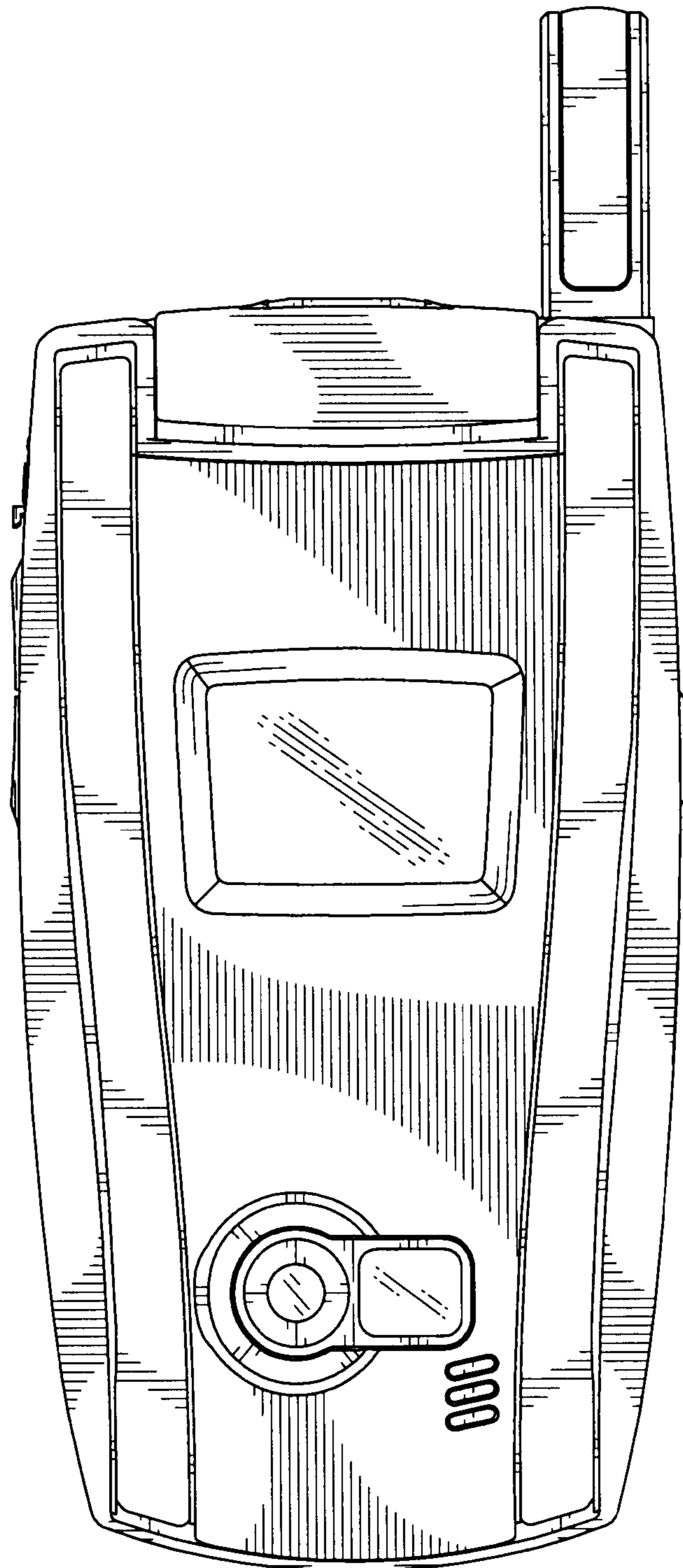


FIG. 3

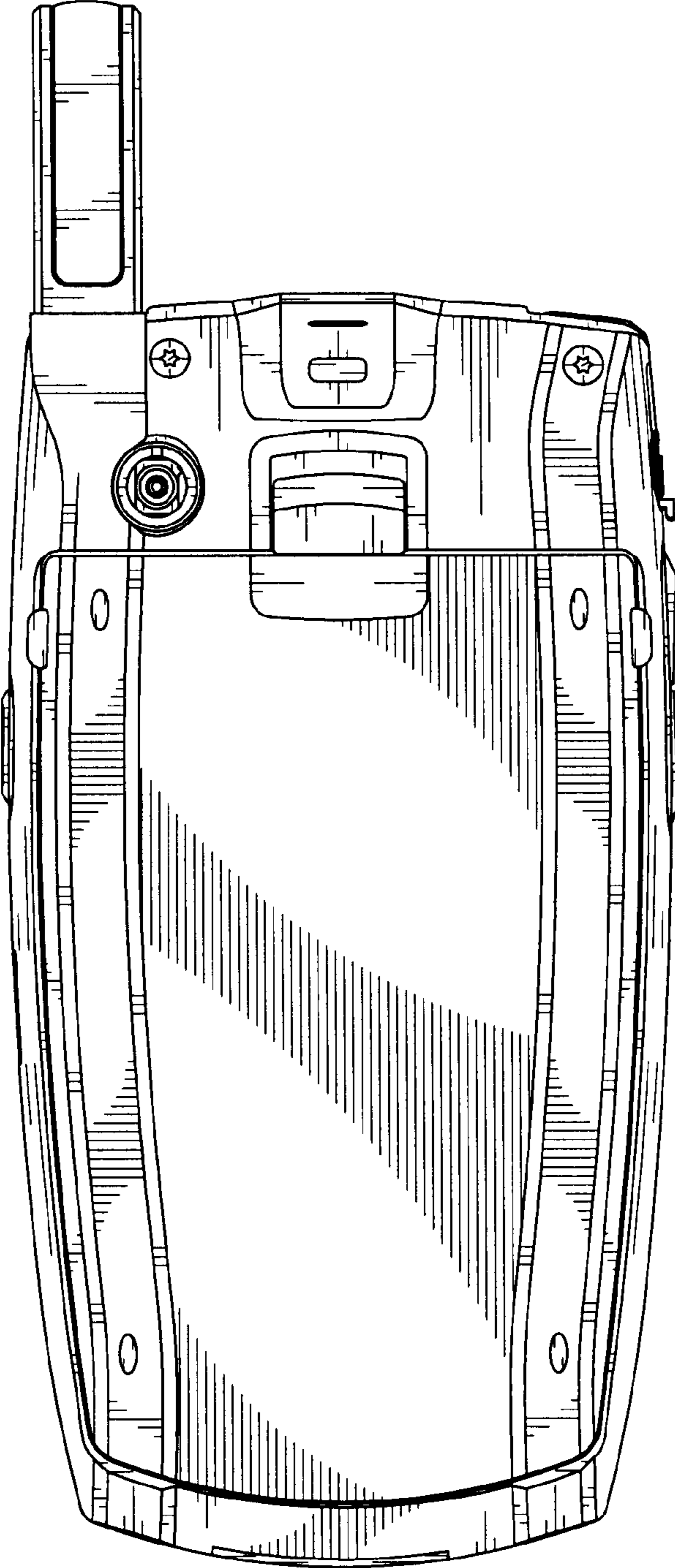


FIG. 4

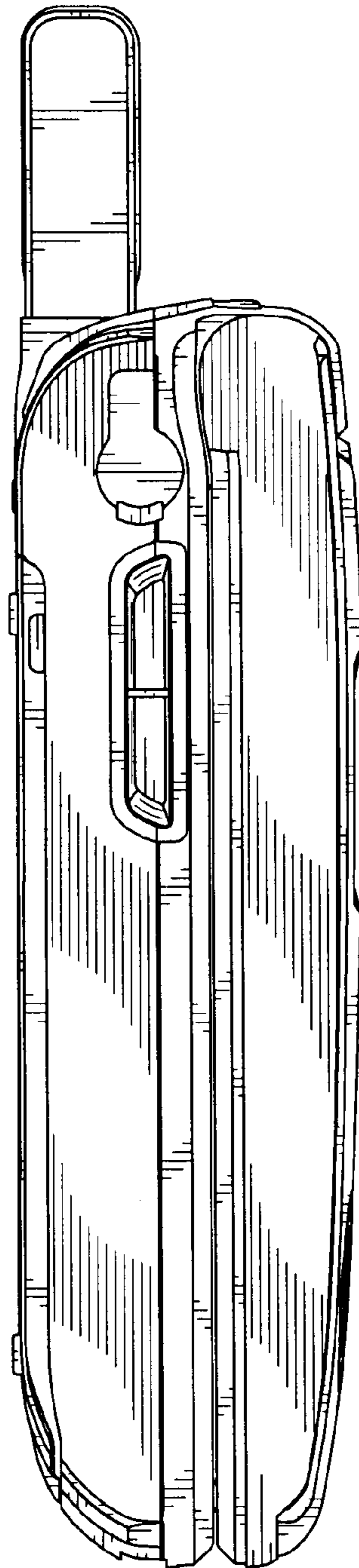


FIG. 5

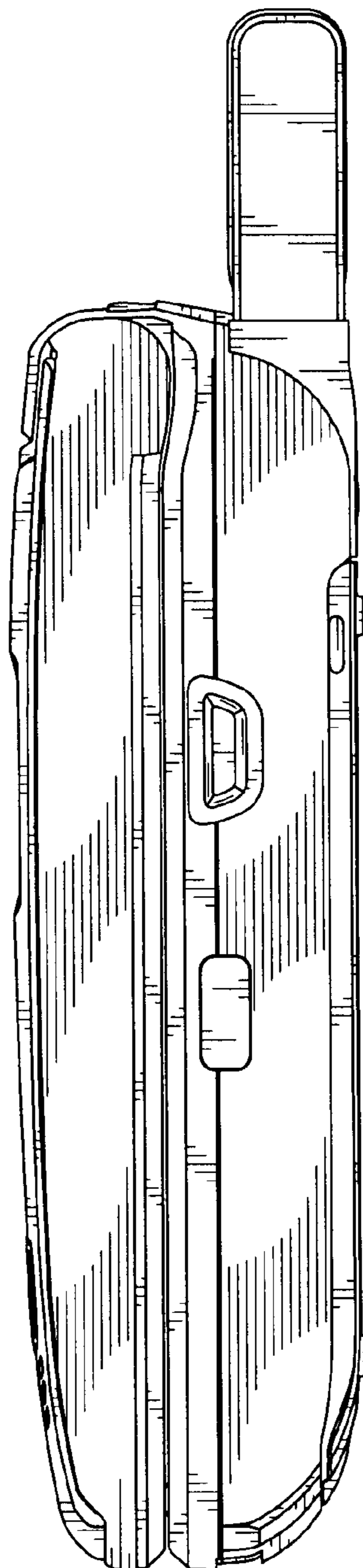


FIG. 6

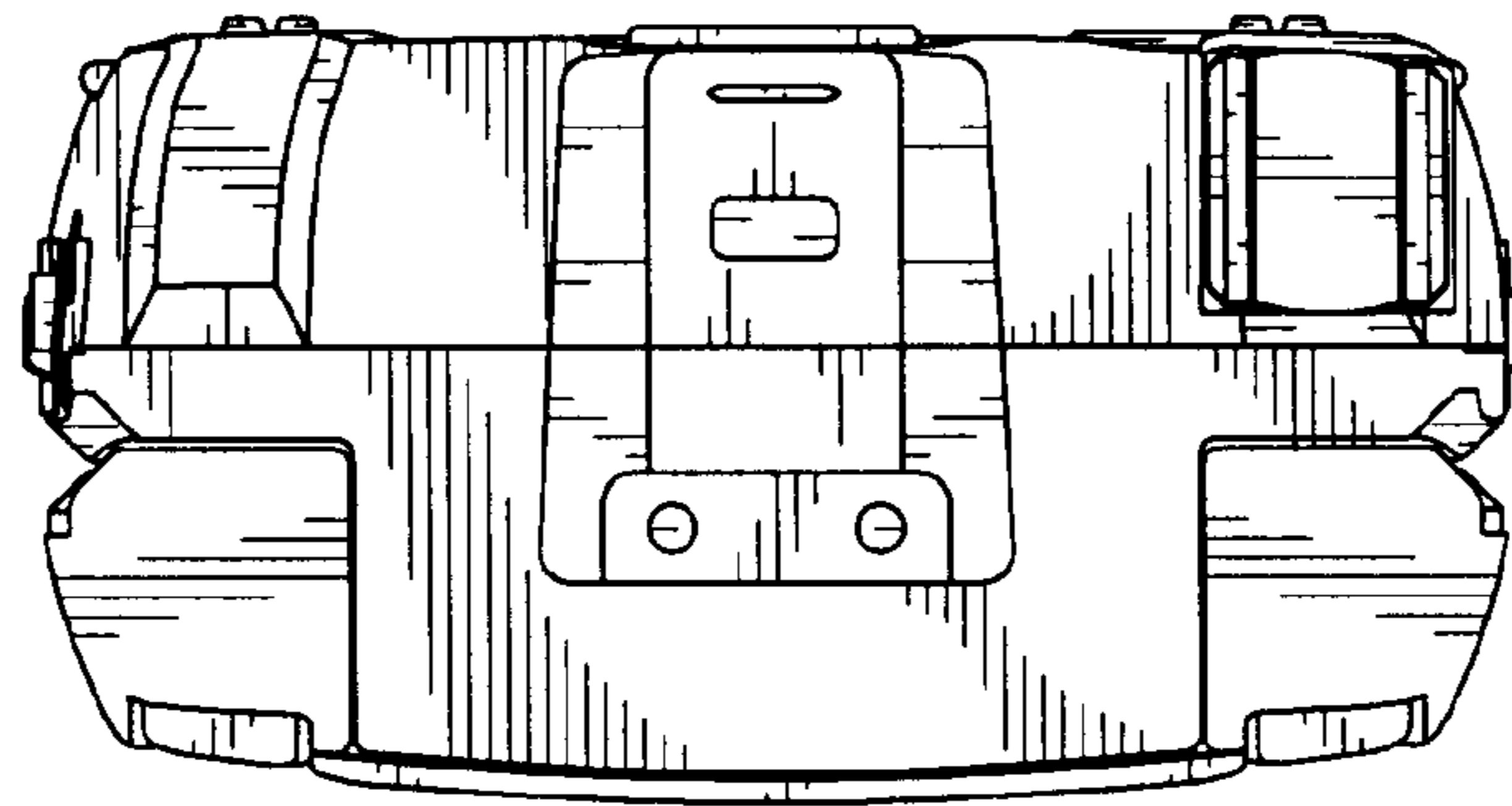


FIG. 7

