

US00D508022S

(12) **United States Design Patent** (10) **Patent No.:** **US D508,022 S**  
**Lord** (45) **Date of Patent:** **\*\* \*Aug. 2, 2005**

(54) **CONNECTOR**

(75) Inventor: **Charles Lord**, Scottsdale, AZ (US)

(73) Assignee: **Mobility Electronics, Inc.**, Scottsdale, AZ (US)

(\*) Notice: This patent is subject to a terminal disclaimer.

(\*\*) Term: **14 Years**

(21) Appl. No.: **29/198,801**

(22) Filed: **Feb. 4, 2004**

(51) **LOC (8) Cl.** ..... **13-03**

(52) **U.S. Cl.** ..... **D13/147**

(58) **Field of Search** ..... D13/123, 133,  
D13/146-149, 154, 184, 199; 439/214,  
262, 344, 347, 350, 353, 357, 378, 380,  
489, 587, 595, 660, 680, 682, 685, 752,  
892

(56) **References Cited**

**U.S. PATENT DOCUMENTS**

D309,289 S	*	7/1990	Endo et al.	.....	D13/147
D311,375 S	*	10/1990	Kuzuno et al.	.....	D13/147
D319,998 S	*	9/1991	Kozono	.....	D13/133
D327,249 S	*	6/1992	Ohkura et al.	.....	D13/133
5,380,217 A	*	1/1995	Yagi et al.	.....	439/358

6,123,574 A	*	9/2000	Matsuda et al.	.....	439/488
D460,049 S	*	7/2002	McCoy	.....	D13/147
D471,874 S	*	3/2003	Kashiyama et al.	.....	D13/147
D488,782 S	*	4/2004	Kashiyama et al.	.....	D13/147
D492,652 S	*	7/2004	McCoy	.....	D13/147
6,837,750 B2	*	1/2005	Fukuda et al.	.....	439/680
2002/0146324 A1	*	10/2002	Simmons et al.	.....	439/284
2002/0146926 A1	*	10/2002	Fogg et al.	.....	439/362

\* cited by examiner

*Primary Examiner*—Stella Reid

*Assistant Examiner*—Daniel Bui

(74) *Attorney, Agent, or Firm*—Jackson Walker L.L.P.; Robert C. Klinger

(57) **CLAIM**

The ornamental design for a connector, as shown and described.

**DESCRIPTION**

FIG. 1 is a perspective view of a connector showing my new design;

FIG. 2 is a front elevation view thereof;

FIG. 3 is a top plan view thereof;

FIG. 4 is a bottom plan view thereof;

FIG. 5 is a right side elevation view thereof; and,

FIG. 6 is a left side elevation view thereof.

The broken line showing of the environment is for illustrative purposes only and forms no part of the claimed design.

**1 Claim, 1 Drawing Sheet**

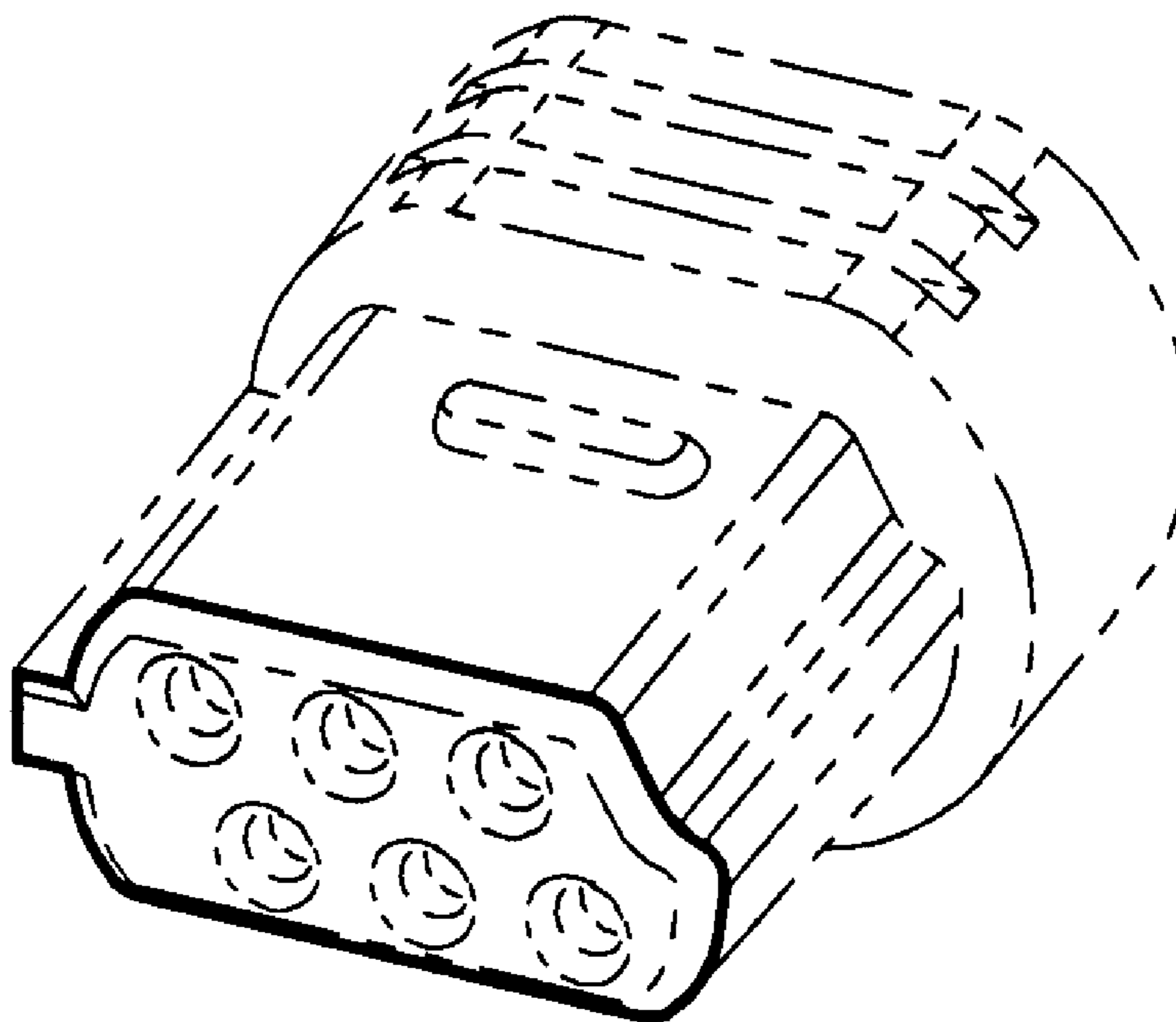


FIG. 1

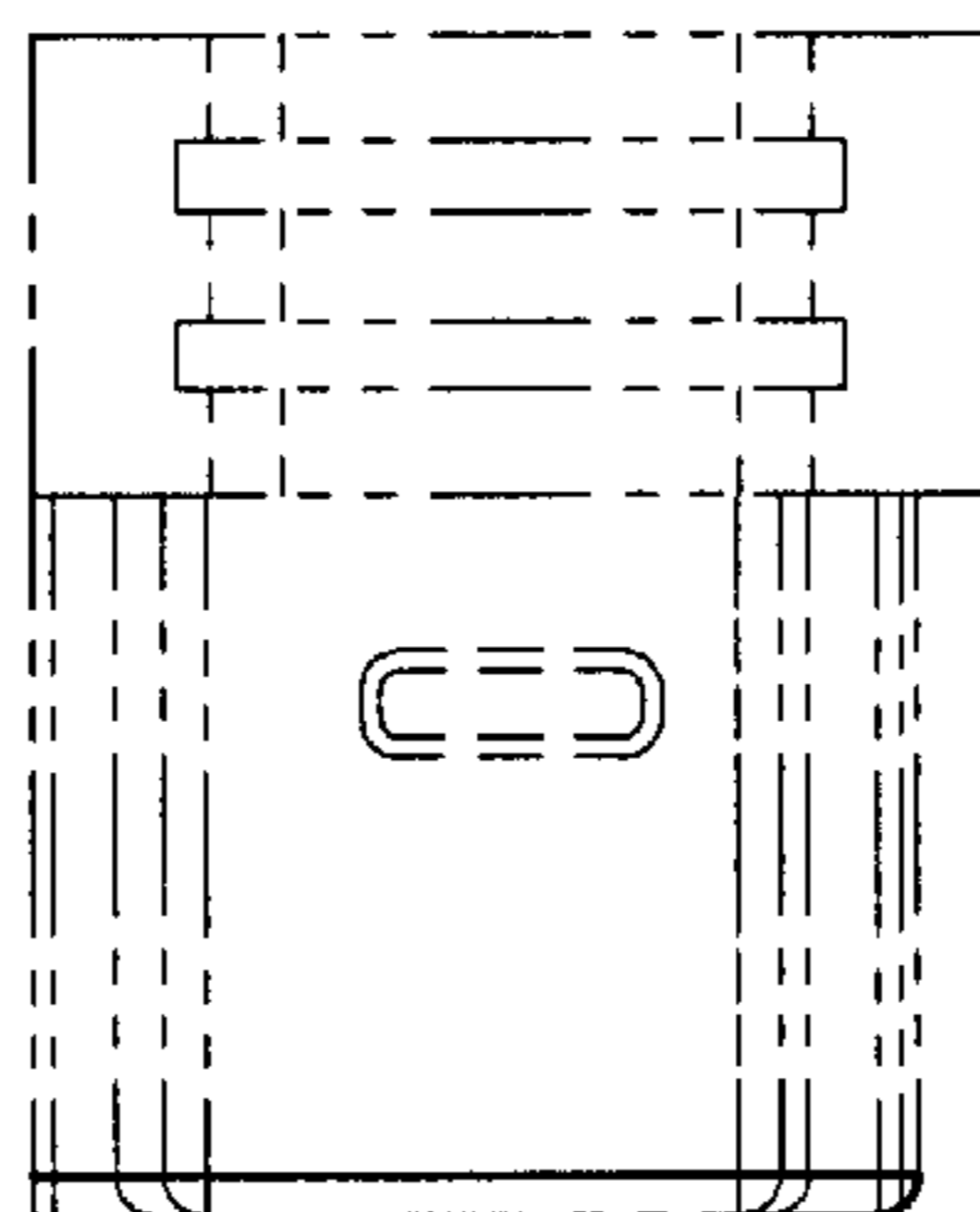



FIG. 3

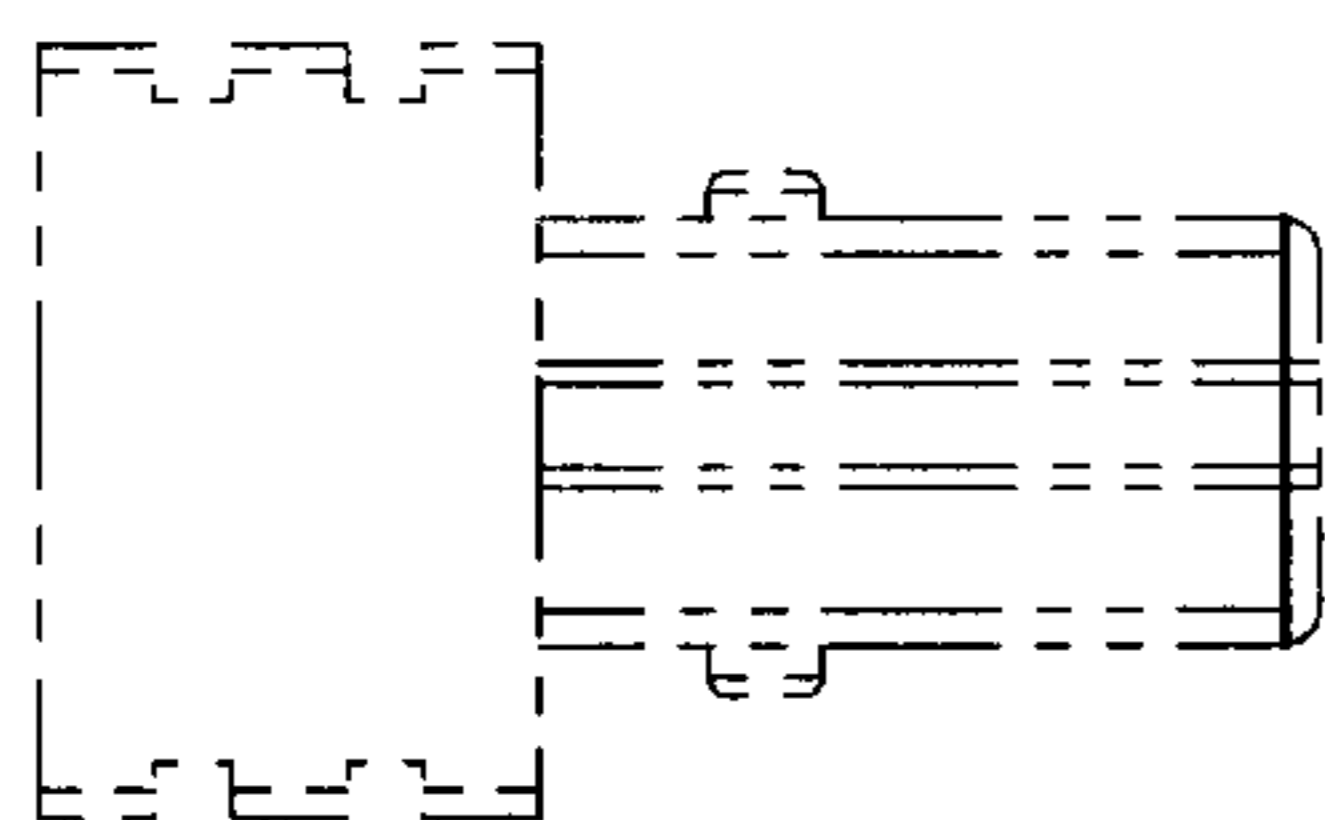


FIG. 6

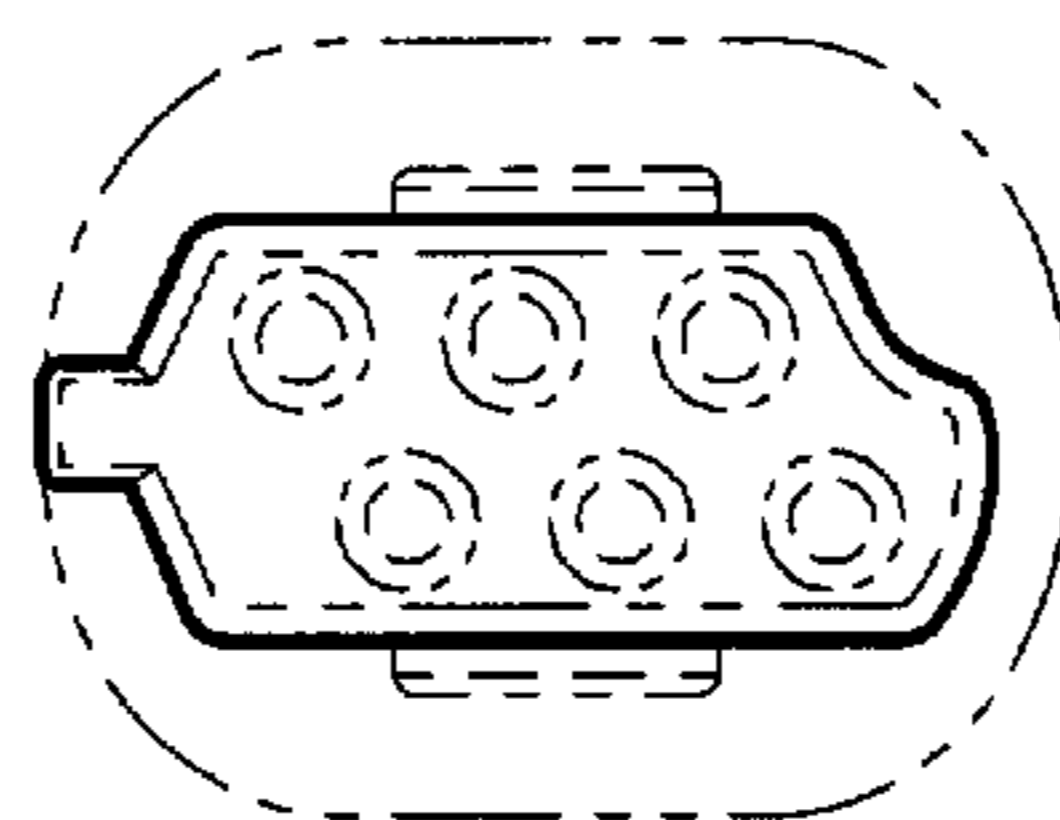


FIG. 2

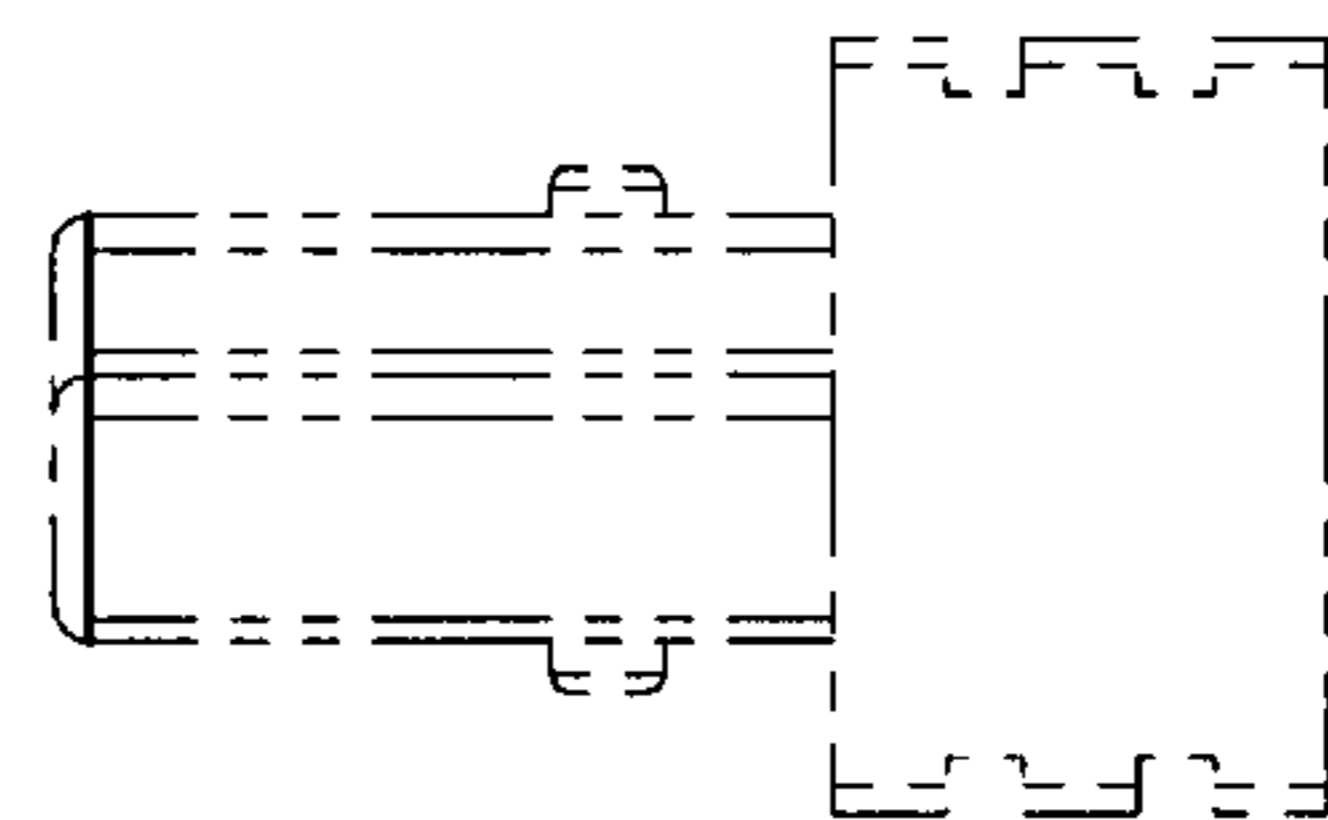


FIG. 5

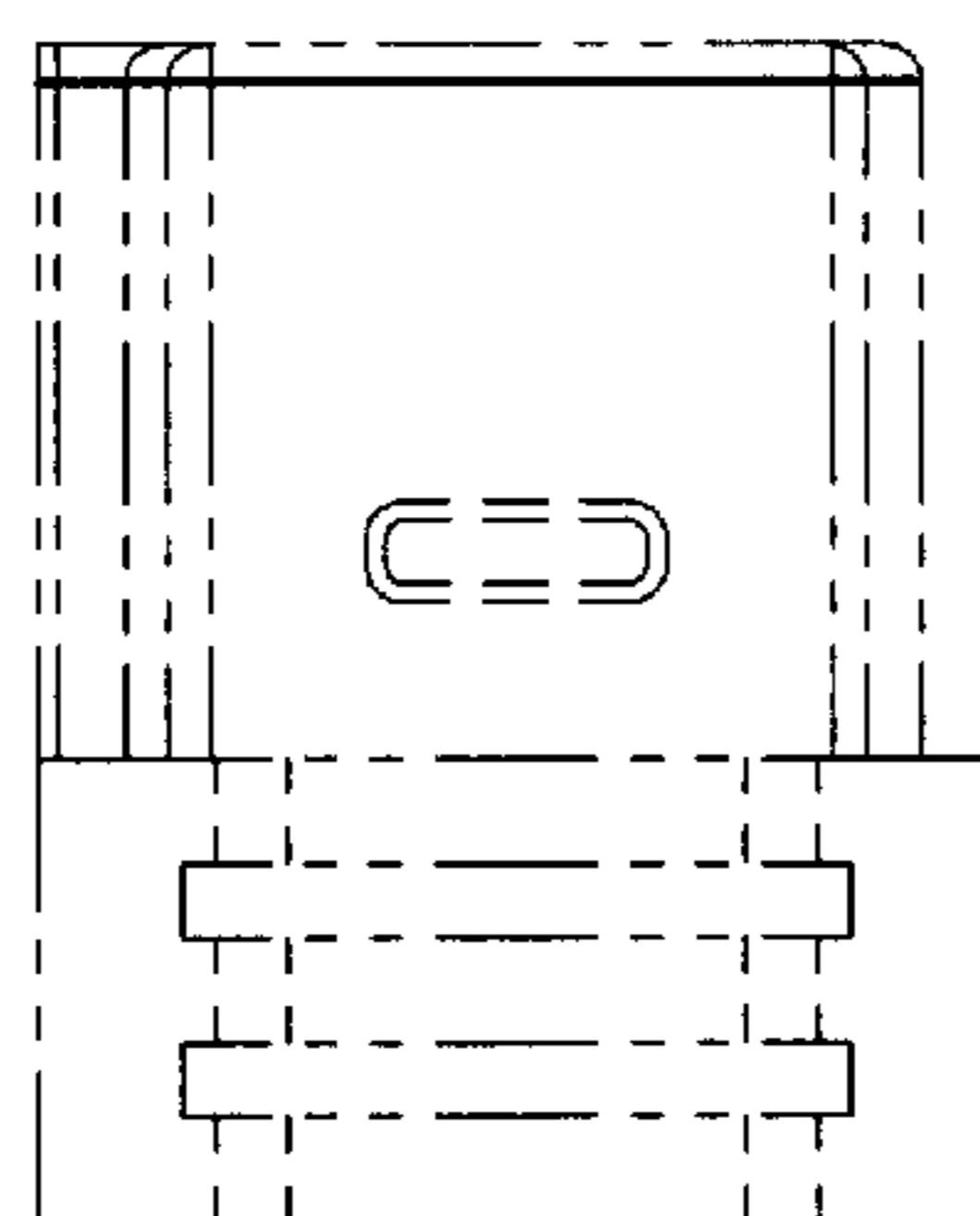


FIG. 4