



US00D508008S

(12) **United States Design Patent** (10) **Patent No.:** **US D508,008 S**
Tsai (45) **Date of Patent:** **** Aug. 2, 2005**

(54) **WHEEL DECOR**

D495,292 S * 8/2004 Miansian D12/213
D499,063 S * 11/2004 Miansian D12/213

(76) **Inventor:** **Wen-Chin Tsai**, No. 32, Lane 764,
Chung Shan N. Rd., Yung Kang City,
Tainan Hsien (TW)

* cited by examiner

(**) **Term:** **14 Years**

Primary Examiner—Stacia Cadmus
(74) *Attorney, Agent, or Firm*—Weingarten, Schurgin,
Gagnebin & Lebovici LLP

(21) **Appl. No.:** **29/212,163**

(57) **CLAIM**

(22) **Filed:** **Aug. 27, 2004**

The ornamental design for wheel decor, as shown and described.

(51) **LOC (8) Cl.** **12-16**

(52) **U.S. Cl.** **D12/213**

(58) **Field of Search** D12/213, 209,
D12/400; 301/37.1–37.6, 37.42, 108.1,
108.5, 37.25

DESCRIPTION

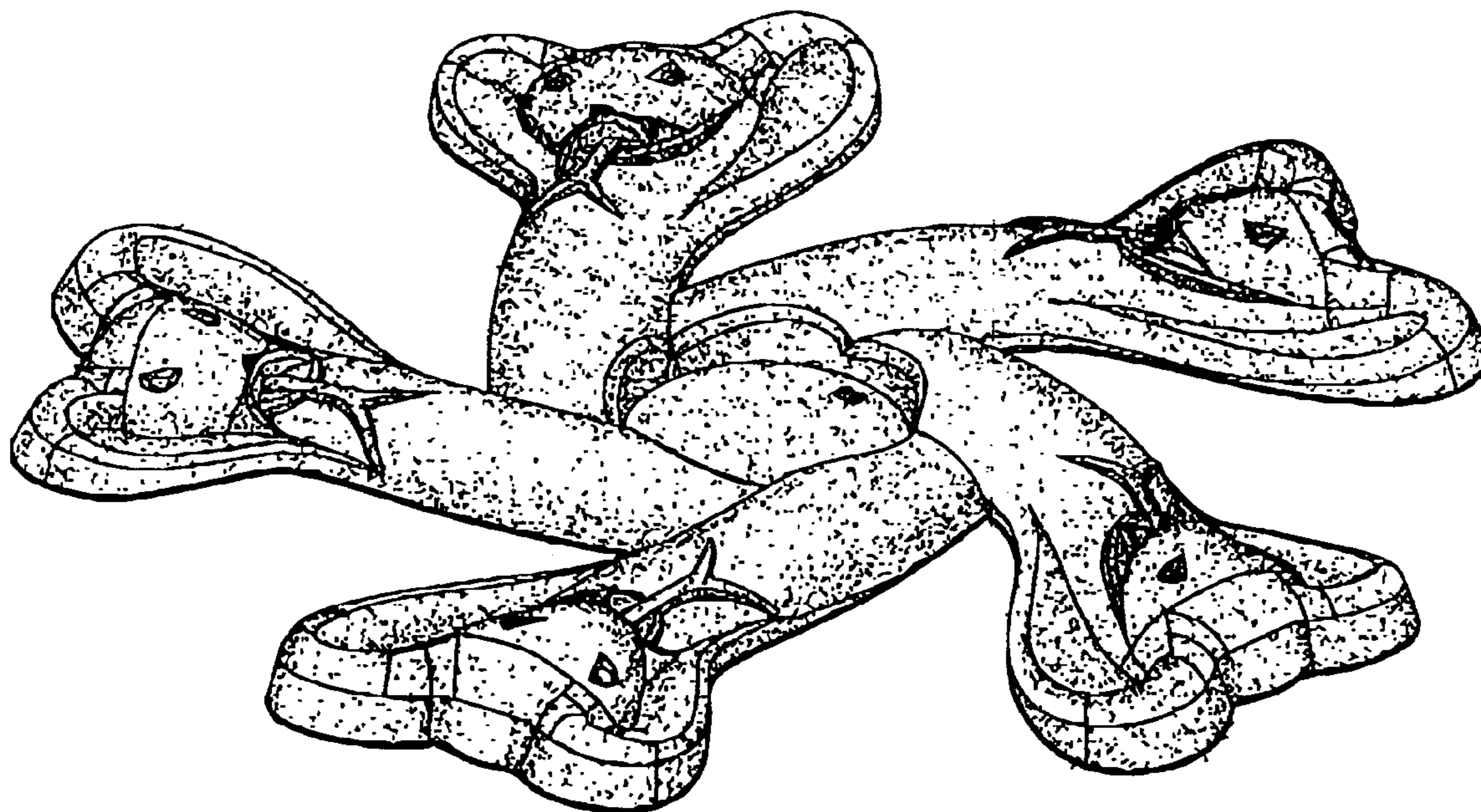
(56) **References Cited**

U.S. PATENT DOCUMENTS

D210,397 S	*	3/1968	Edwards	D12/204
D219,567 S	*	12/1970	Ascani	D12/204
D379,000 S	*	4/1997	Choi	D12/213
D379,959 S	*	6/1997	Miansian	D12/213
D393,240 S	*	4/1998	Escobedo	D12/213
D432,485 S	*	10/2000	Totten	D12/213
D492,636 S	*	7/2004	Schultz	D12/213
D494,526 S	*	8/2004	Miansian	D12/213

FIG. 1 is a perspective view of wheel decor showing my new design;
FIG. 2 is a front elevational view thereof;
FIG. 3 is a rear elevational view thereof;
FIG. 4 is a left side elevational view thereof;
FIG. 5 is a right side elevational view thereof;
FIG. 6 is a top plan view thereof;
FIG. 7 is a bottom plan view thereof; and,
FIG. 8 is a reduced perspective view of the wheel decor, shown in its position of use.
The broken line showing of the wheel is for illustrative purposes only and forms no part of the claimed design.

1 Claim, 6 Drawing Sheets






FIG. 1



FIG. 2



FIG. 3



FIG. 4



FIG. 5

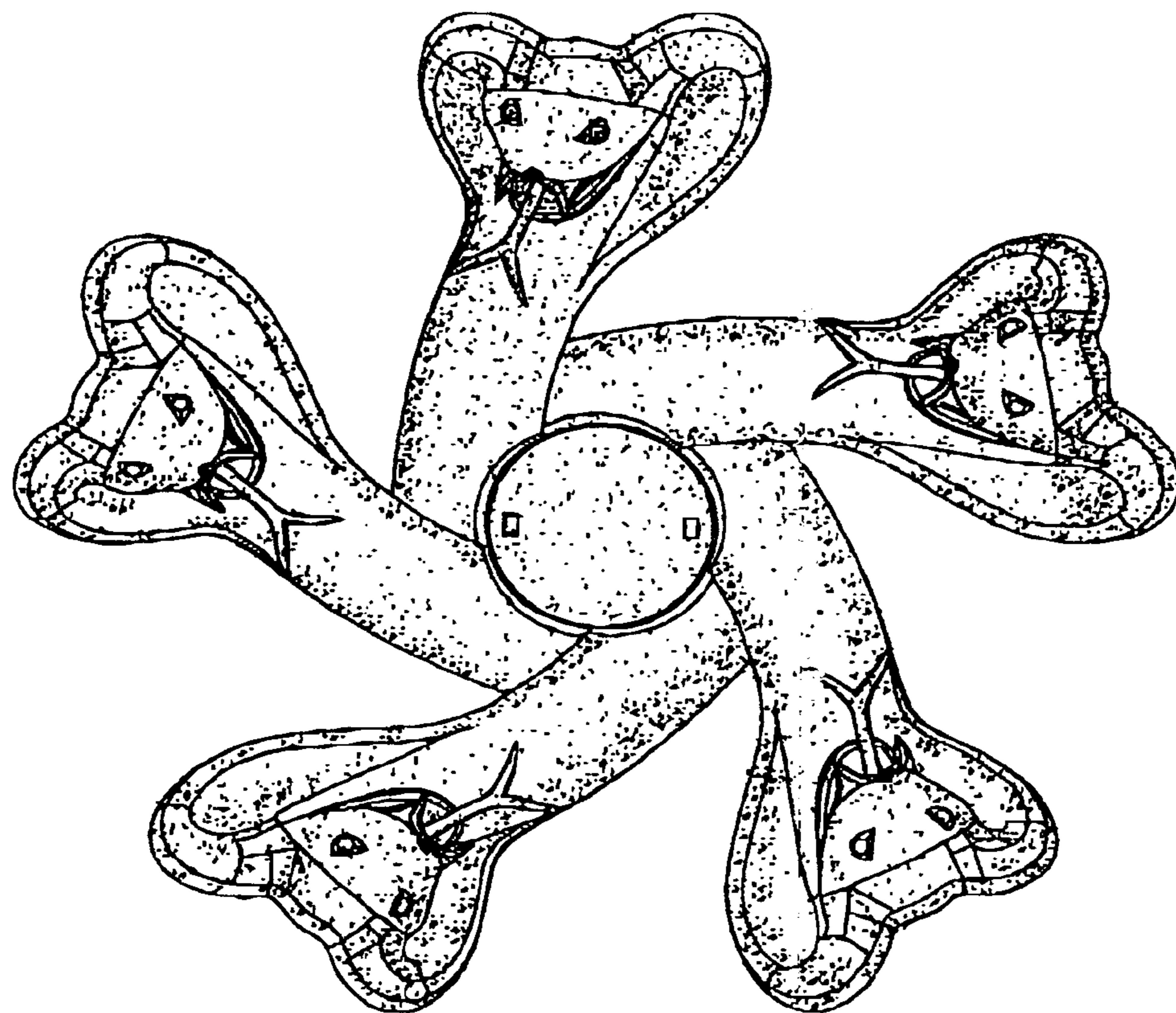


FIG. 6

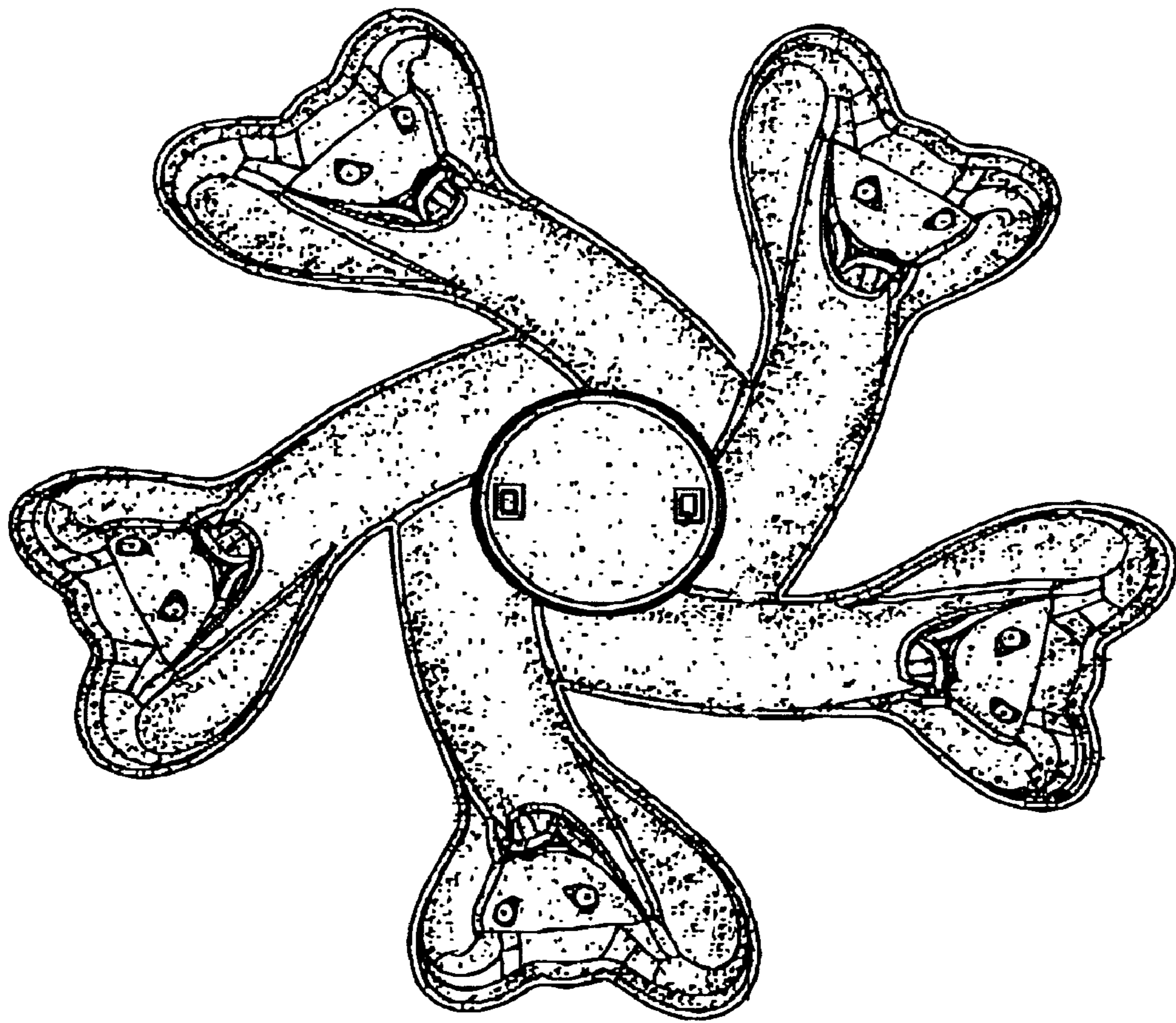


FIG. 7

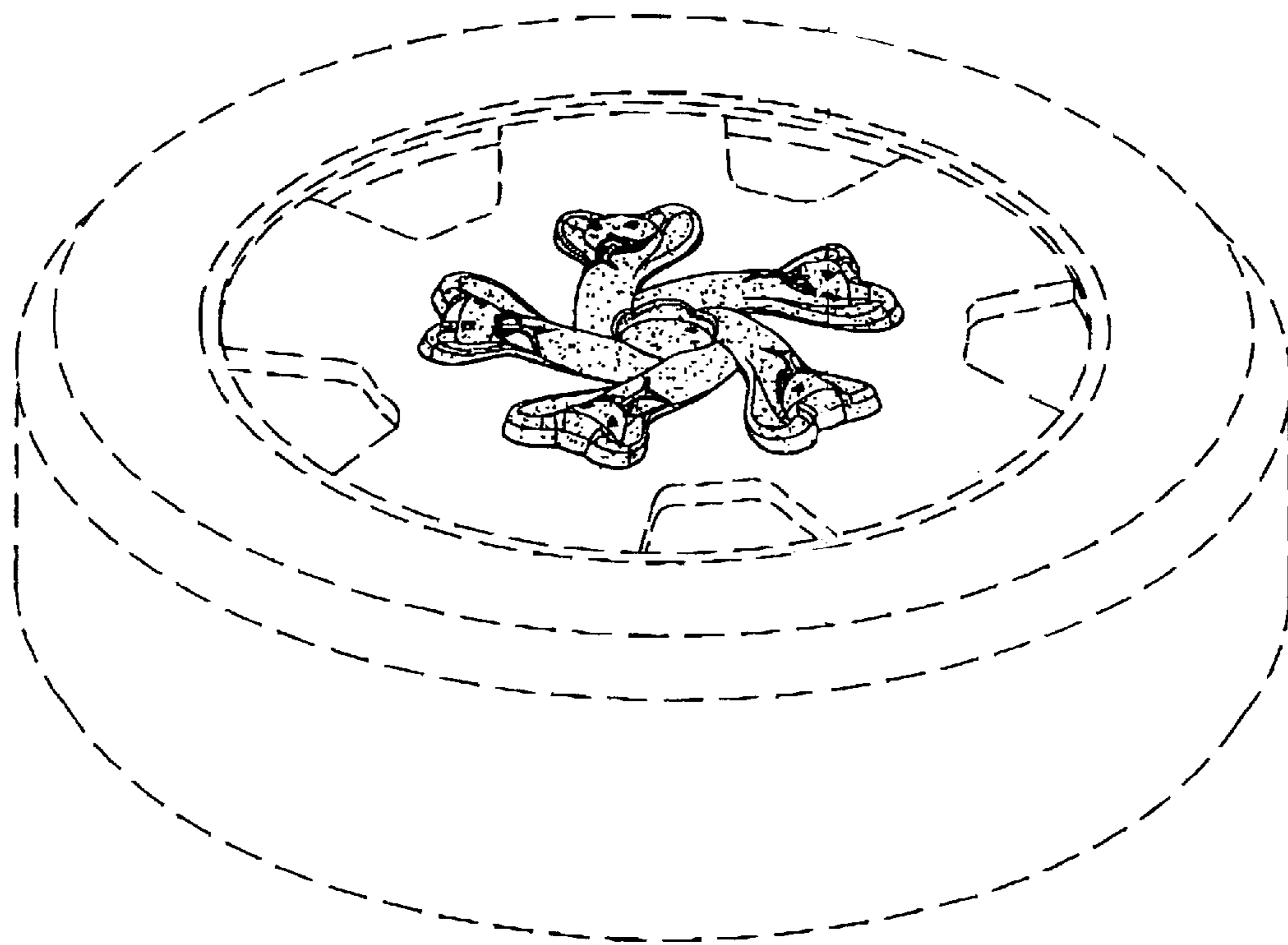


FIG. 8