

US00D507996S

(12) **United States Design Patent**
Peralta

(10) **Patent No.:** **US D507,996 S**

(45) **Date of Patent:** **** Aug. 2, 2005**

(54) **CHILD SEAT CLIP PAIR**

(76) **Inventor:** **Ernest A. Peralta**, 445 Hickory St.
NE., Salem, OR (US) 97303

(**) **Term:** **14 Years**

(21) **Appl. No.:** **29/213,679**

(22) **Filed:** **Sep. 20, 2004**

(51) **LOC (8) Cl.** **12-12**

(52) **U.S. Cl.** **D12/133; D11/200**

(58) **Field of Search** **D12/128-133;**
D11/200; 16/18 R, 19, 20, 21, 22, 30-40

(56) **References Cited**

U.S. PATENT DOCUMENTS

D360,605 S * 7/1995 Limmer D11/200

D424,482 S * 5/2000 Hanson et al. D12/133

* cited by examiner

Primary Examiner—Marcus A. Jackson

(74) *Attorney, Agent, or Firm*—Carl D. Crowell

(57) **CLAIM**

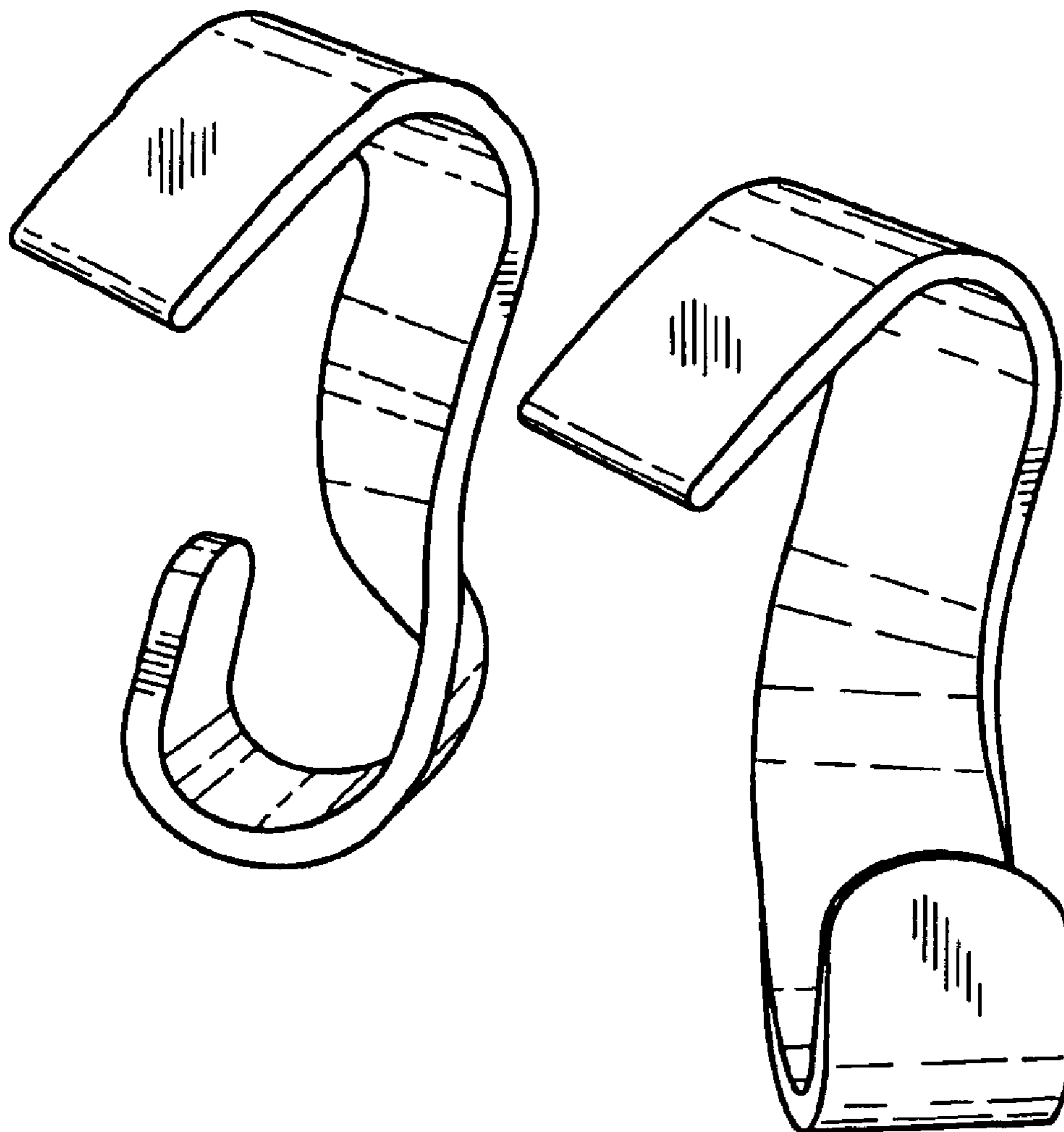
The ornamental design for a child seat clip pair, as shown and described.

DESCRIPTION

FIG. 1 is a depiction of the child seat clip pair in use, with the broken lines showing for illustrative purposes only and forming no part of the claimed design;

FIG. 2 is a perspective view of the child seat clip pair; and, FIG. 3 is a perspective view of the child seat clip pair.

1 Claim, 2 Drawing Sheets



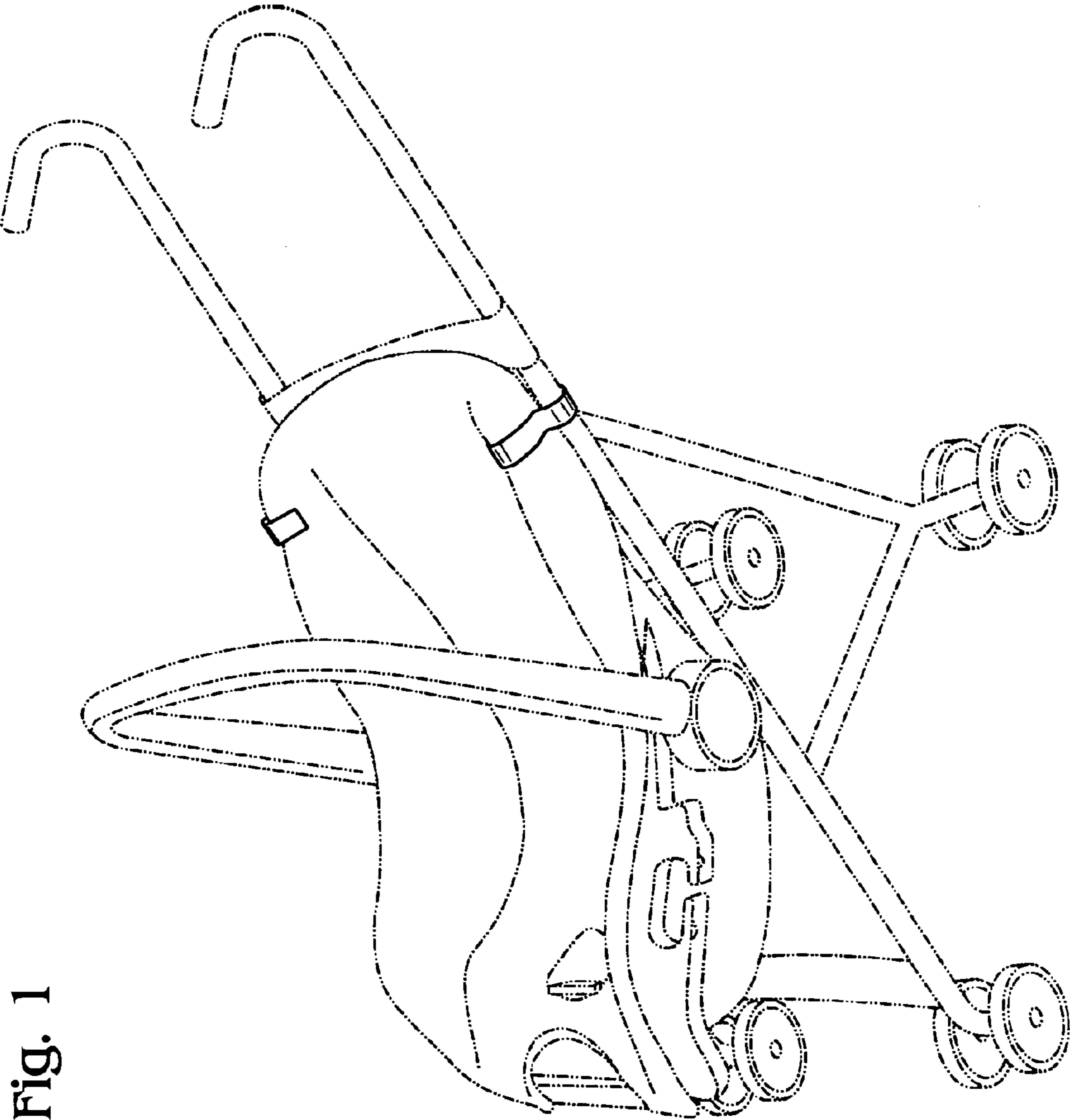


Fig. 1

Fig. 2

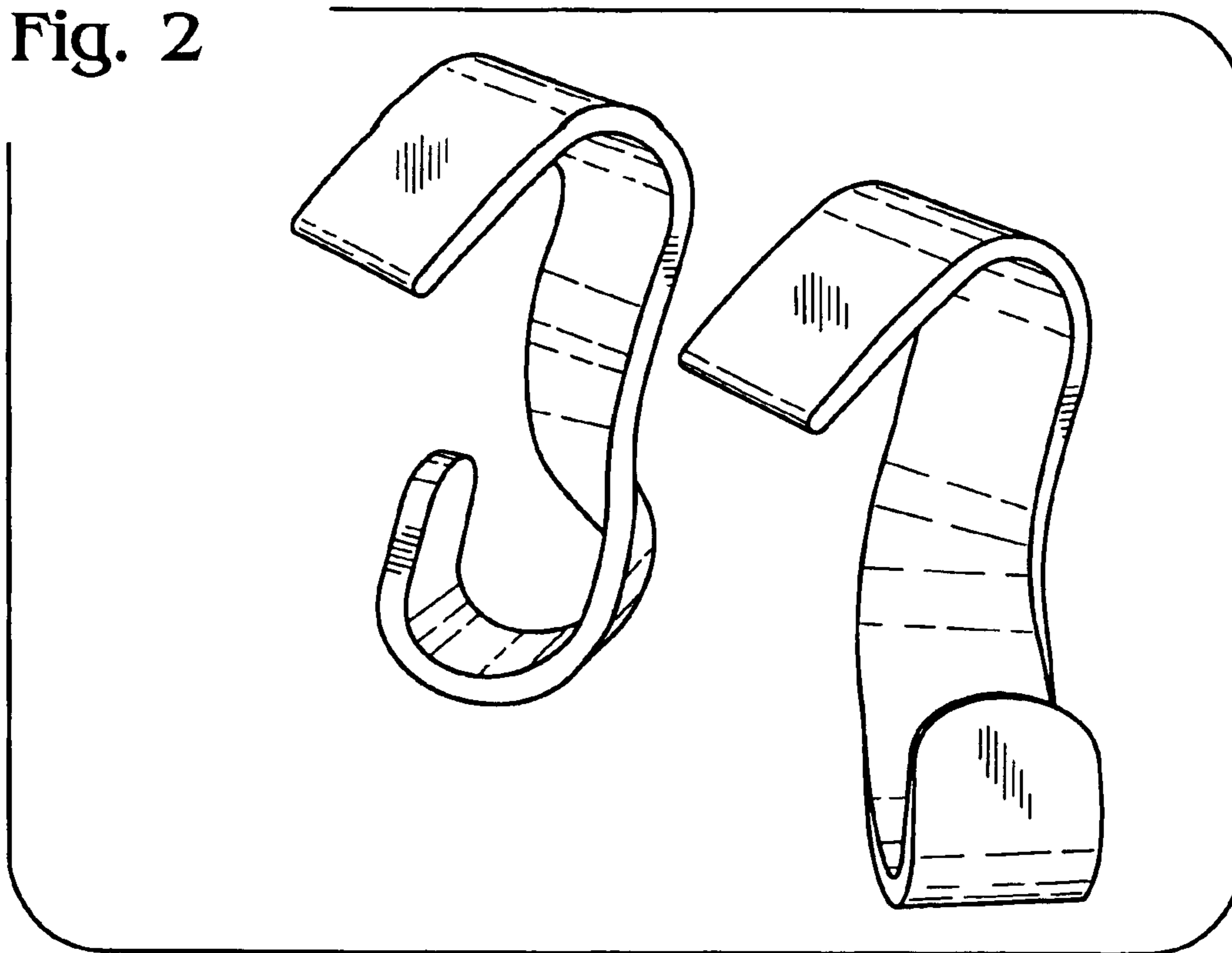


Fig. 3

