



US00D507987S

(12) **United States Design Patent** (10) **Patent No.:** **US D507,987 S**
Davis (45) **Date of Patent:** **** Aug. 2, 2005**

(54) **INSCRIBED BULLION ARTICLE** 5,714,367 A 2/1998 Quick et al. 428/195
6,189,197 B1 2/2001 Kim 29/522.1

(75) Inventor: **Glen Davis**, White Lake, MI (US)

(73) Assignee: **The Jeremiah Group, Ltd.**, White Lake, MI (US)

(**) Term: **14 Years**

(21) Appl. No.: **29/180,021**

(22) Filed: **Apr. 17, 2003**

Related U.S. Application Data

(63) Continuation-in-part of application No. 09/974,701, filed on Oct. 9, 2001, now Pat. No. 6,763,279.

(51) **LOC (8) Cl.** **11-03**

(52) **U.S. Cl.** **D11/95**

(58) **Field of Search** D11/1, 2, 43-50,
D11/54, 57-58, 65-66, 79-83, 95-102,
107, 116; D19/20; 63/18-20, 23; 273/317.3,
353, 284; 220/737; 473/585; 324/432; 264/255;
229/92.9; 40/27.5; D21/391; 72/359

(56) **References Cited**

U.S. PATENT DOCUMENTS

D40,455 S	*	1/1910	Hudson	D11/95
3,295,651 A	*	1/1967	Klackowski et al.	194/214
D229,765 S		1/1974	Batista	D11/79
4,063,346 A		12/1977	Simpson et al.	29/527.7
4,254,544 A		3/1981	Barker	20/527.3
5,073,069 A		12/1991	Line	409/197
D325,712 S		4/1992	Griffith	D11/99

OTHER PUBLICATIONS

1995/96 Best Catalog—Item “R” located on the lower left side of p. B7.*

Best 1983/1984 Catalog—Item #38 located upper right of p. 97.

Evans 1993-94 Catalog—Item #35 located center of p. 81Y.

* cited by examiner

Primary Examiner—Ralf Seifert

(74) *Attorney, Agent, or Firm*—Gifford, Krass, Groh Sprinkle, Anderson & Citkowski, P.C.

(57) **CLAIM**

I claim the ornamental design for an inscribed bullion article, as shown and described.

DESCRIPTION

FIG. 1 is a perspective view of the bullion article, illustrating a first face thereof, and according to the present design;

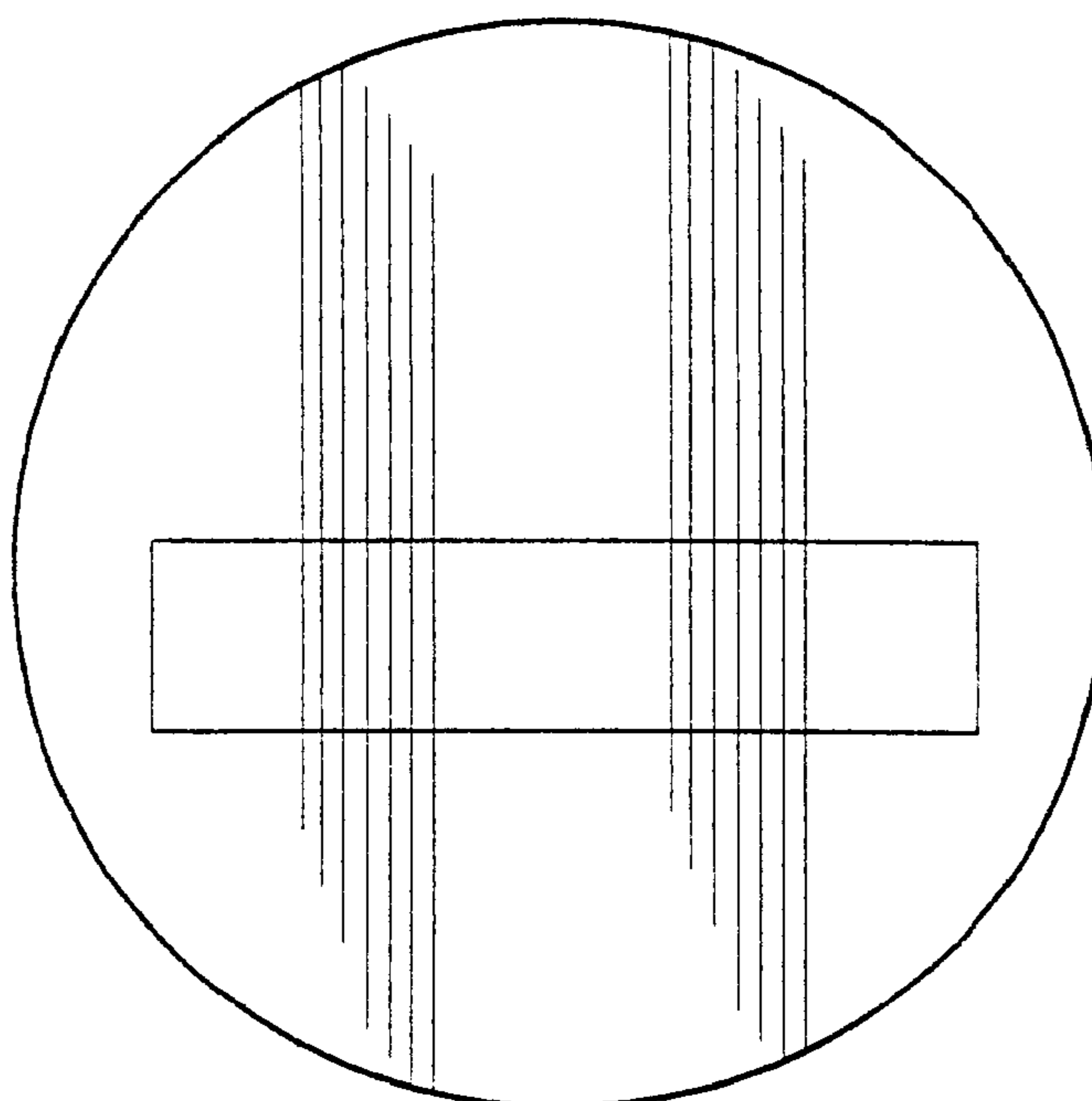
FIG. 2 is a plan view of the bullion article as generally illustrated in FIG. 1;

FIG. 3 is a first side view of the bullion article as shown in FIG. 2, a corresponding second side view being a mirror image thereof;

FIG. 4 is a bottom view of the bullion article, a corresponding top view being a mirror image thereof; and,

FIG. 5 is a plan view of the bullion article showing the side opposite that of FIG. 2.

1 Claim, 1 Drawing Sheet






Fig-1




Fig-2




Fig-3



Fig-4

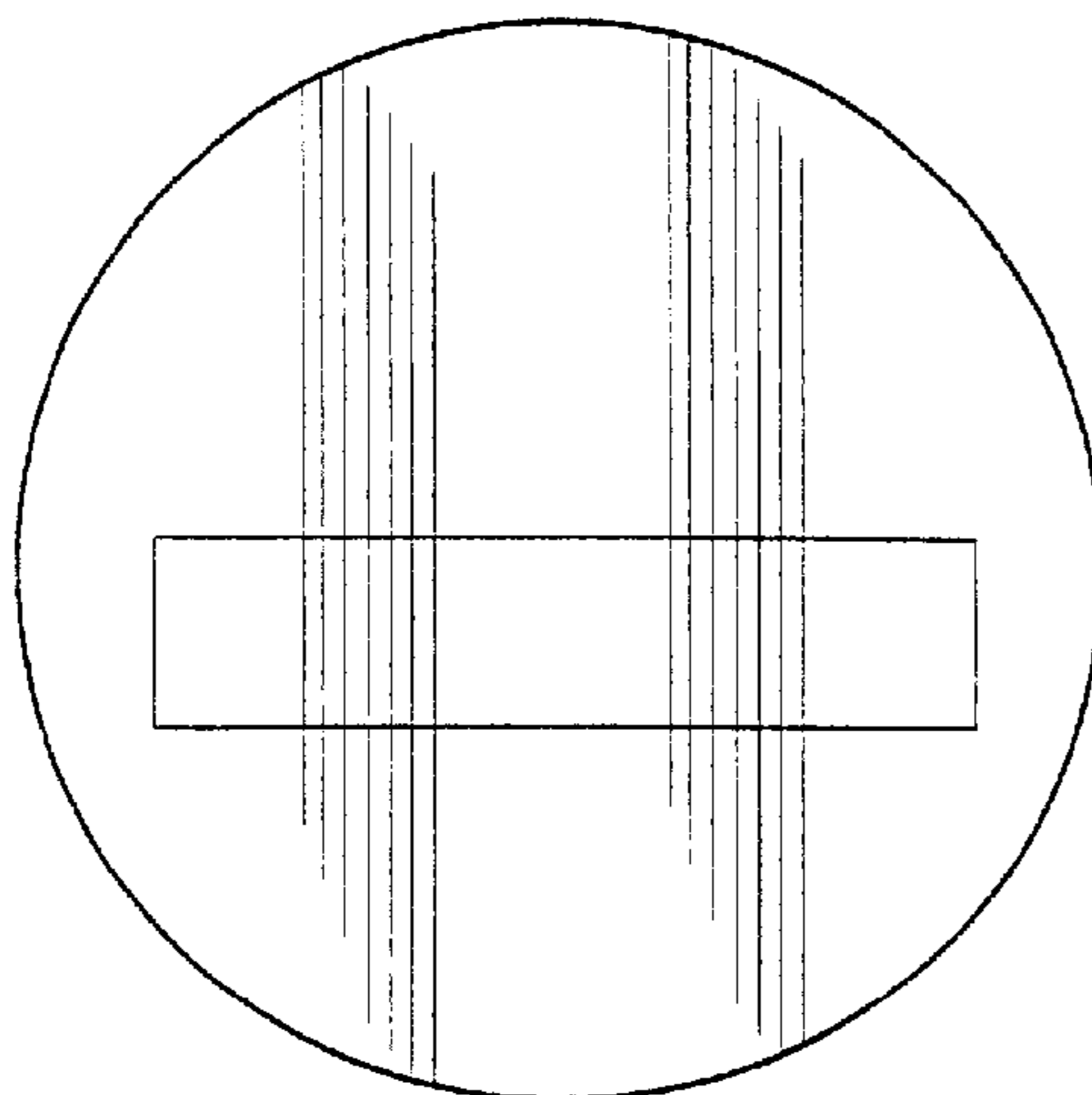


Fig-5