

US00D507984S

(12) **United States Design Patent**  
**Pibouleau**

(10) **Patent No.:** **US D507,984 S**

(45) **Date of Patent:** **\*\* Aug. 2, 2005**

(54) **BEZEL**

(75) **Inventor:** **Dominique Marie Pibouleau**, Geneva (CH)

(73) **Assignee:** **Rolex Watch U.S.A. Inc.**, New York, NY (US)

(\*\*) **Term:** **14 Years**

(21) **Appl. No.:** **29/185,065**

(22) **Filed:** **Jun. 20, 2003**

(30) **Foreign Application Priority Data**

Dec. 20, 2002 (CH) ..... 129231

(51) **LOC (8) Cl.** ..... **10-07**

(52) **U.S. Cl.** ..... **D10/128**

(58) **Field of Search** ..... D10/1-40, 122-132; 368/276-277, 285, 316-317, 294-295

(56) **References Cited**

**U.S. PATENT DOCUMENTS**

- 3,271,945 A \* 9/1966 Anderson ..... 368/22
- D339,304 S \* 9/1993 Kawashima ..... D10/39
- D350,074 S \* 8/1994 Giardiello ..... D10/39

- D361,527 S \* 8/1995 Hayashi et al. .... D10/39
- D380,971 S \* 7/1997 Giardiello ..... D10/39
- D384,295 S \* 9/1997 Riley ..... D10/30

**OTHER PUBLICATIONS**

Rolex; The Official Rolex Jeweler: Few Are Chosen Catalog; Jun. 1998.

\* cited by examiner

*Primary Examiner*—Nelson C. Holtje

(74) *Attorney, Agent, or Firm*—Morgan & Finnegan, LLP

(57) **CLAIM**


I claim the ornamental design for a bezel, as shown.

**DESCRIPTION**

FIG. 1 is a bottom plan view of a bezel for a watch showing my new design;

FIG. 2 is a top plan view of the bezel of the invention; FIG. 3 is a top perspective view of the bezel of the invention; FIG. 4 is a front plan view of the bezel of the invention; FIG. 5 is a right plan view of the bezel of the invention; FIG. 6 is a back plan view of the bezel of the invention; and, FIG. 7 is a left plan view of the bezel of the invention.

**1 Claim, 3 Drawing Sheets**



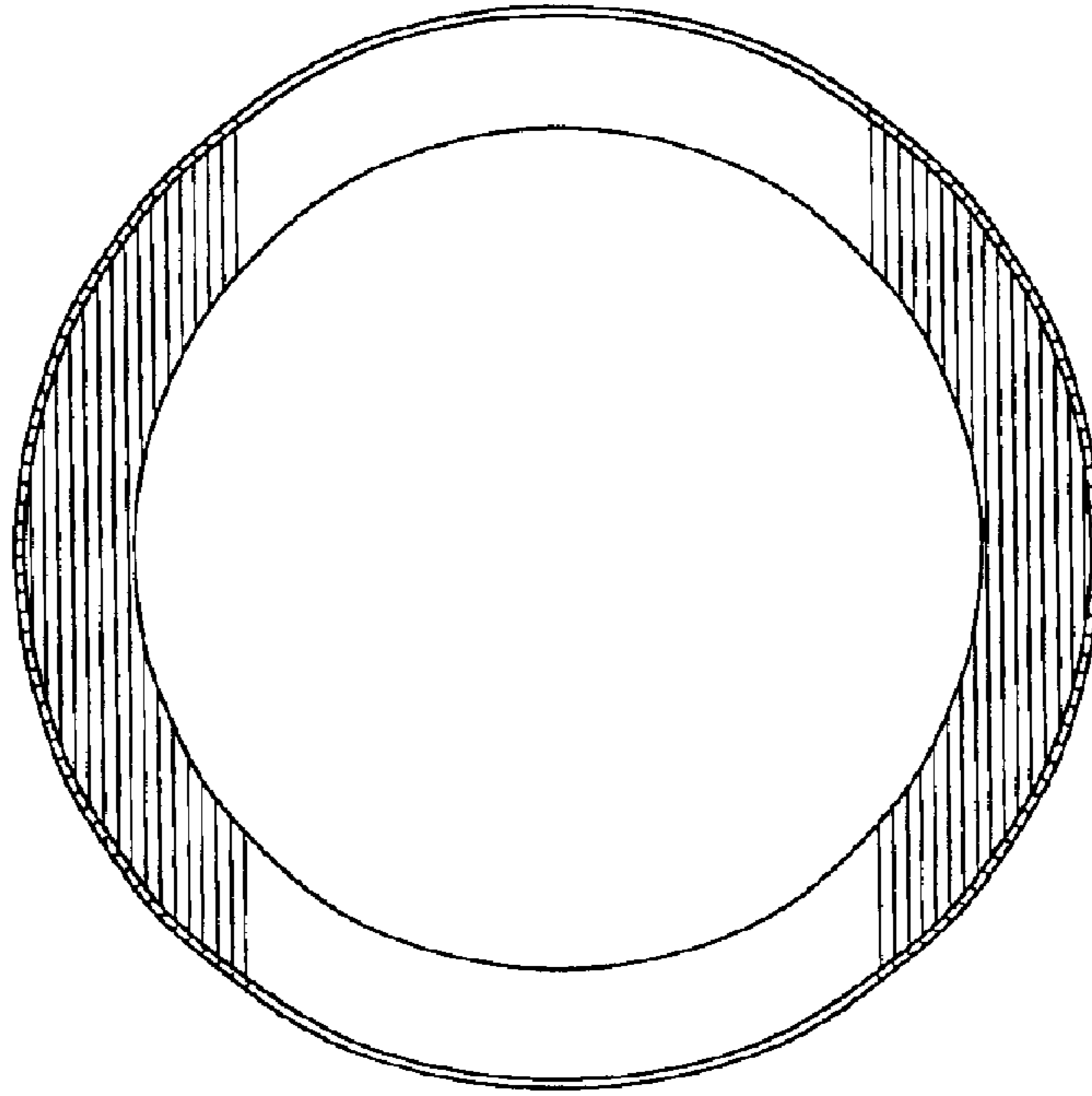


FIG. 1

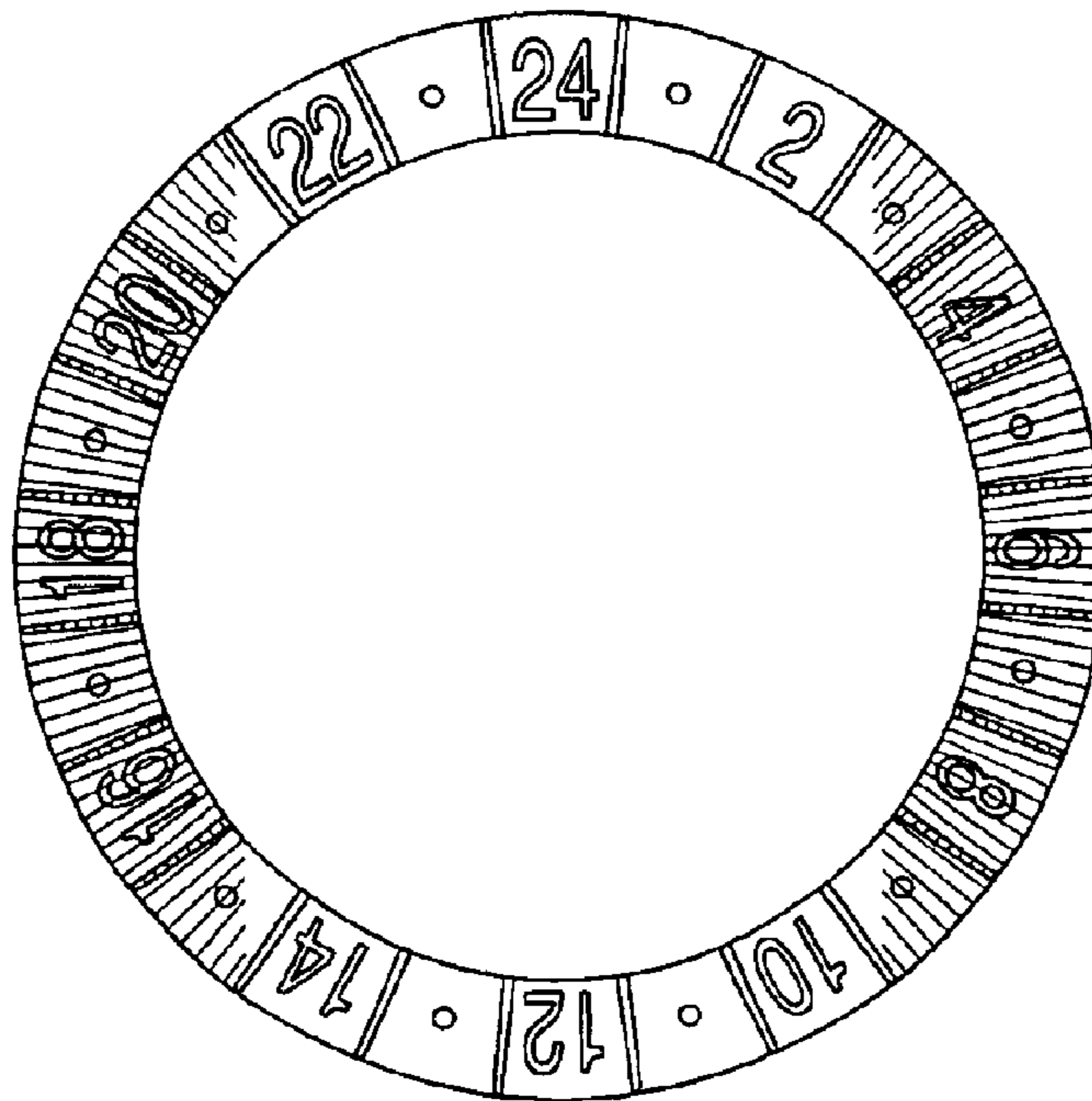


FIG. 2

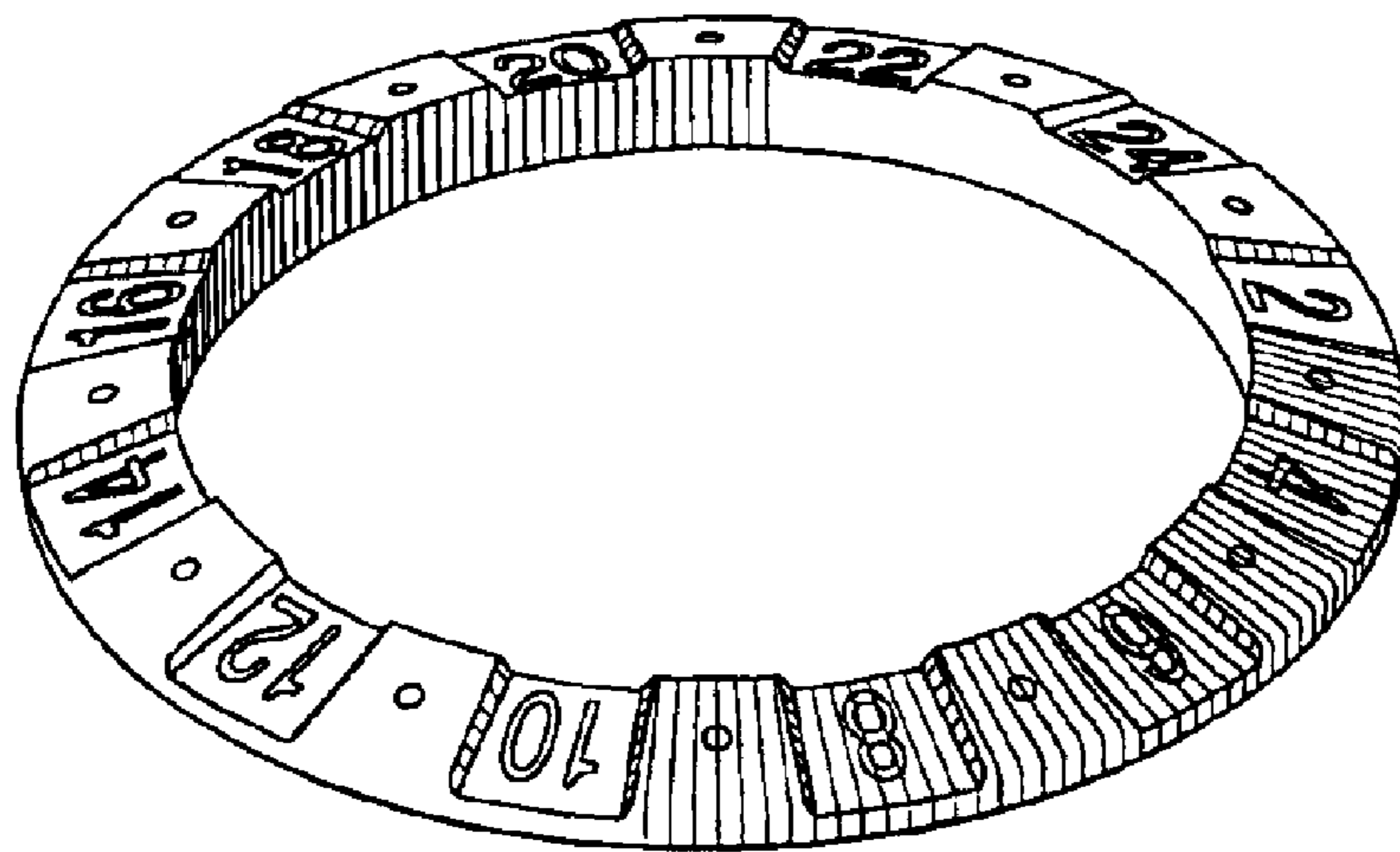


FIG. 3



FIG. 4



FIG. 5



FIG. 6



FIG. 7