



US00D507982S

(12) **United States Design Patent**
Shoji et al.

(10) **Patent No.:** **US D507,982 S**
(45) **Date of Patent:** **** Aug. 2, 2005**

(54) **COMBINED SCALE AND BODY FAT MONITOR**

(75) Inventors: **Tamaki Shoji**, Tokyo (JP); **Hiroshi Kajimoto**, Tokyo (JP)

(73) Assignee: **Tanita Corporation**, Tokyo (JP)

(**) Term: **14 Years**

(21) Appl. No.: **29/183,776**

(22) Filed: **Jun. 18, 2003**

(30) **Foreign Application Priority Data**

Dec. 25, 2002 (JP) 2002-035834

(51) **LOC (8) Cl.** **10-04**

(52) **U.S. Cl.** **D10/92**

(58) **Field of Search** D10/87-92, 83,
D10/97, 94; 600/547, 506; 324/692; 177/238-245,
177, 199, 210 R, 25.12-25.16, DIG. 3,
4

(56) **References Cited**

U.S. PATENT DOCUMENTS

D292,497 S * 10/1987 Strosberg D10/92
D439,182 S * 3/2001 Gerlach et al. D10/91
D458,169 S * 6/2002 Shibata et al. D10/93
6,590,166 B2 * 7/2003 Yoshida 177/25.13

OTHER PUBLICATIONS

Linens, Domestic and Bath Products, Apr. 1971, p. 25,
French bathroom scale by "Terraillon".*

Housewares, Jun. 7-13, 1986, p. 23, digital electronic scale
by "Health o meter".*

* cited by examiner

Primary Examiner—Lucy Lieberman

(74) *Attorney, Agent, or Firm*—McDermott Will & Emery
LLP

(57) **CLAIM**

The ornamental design for a combined scale and body fat
monitor, as shown and described.

DESCRIPTION

FIG. 1 is a perspective view from above of a combined scale
and body fat monitor according to our novel design;

FIG. 2 is a front view of the combined scale and body fat
monitor of FIG. 1;

FIG. 3 is a rear view of the combined scale and body fat
monitor of FIG. 1;

FIG. 4 is a right side view of the combined scale and body
fat monitor of FIG. 1;

FIG. 5 is a left side view of the combined scale and body fat
monitor of FIG. 1;

FIG. 6 is a plan view of the combined scale and body fat
monitor of FIG. 1;

FIG. 7 is a bottom view of the combined scale and body fat
monitor of FIG. 1; and,

FIG. 8 is a plan view of the combined scale and body fat
monitor of FIG. 1 with the display being switched on.

The broken lines shown in FIG. 7 are for illustrative
purposes only and do not form part of the claimed design.

1 Claim, 4 Drawing Sheets

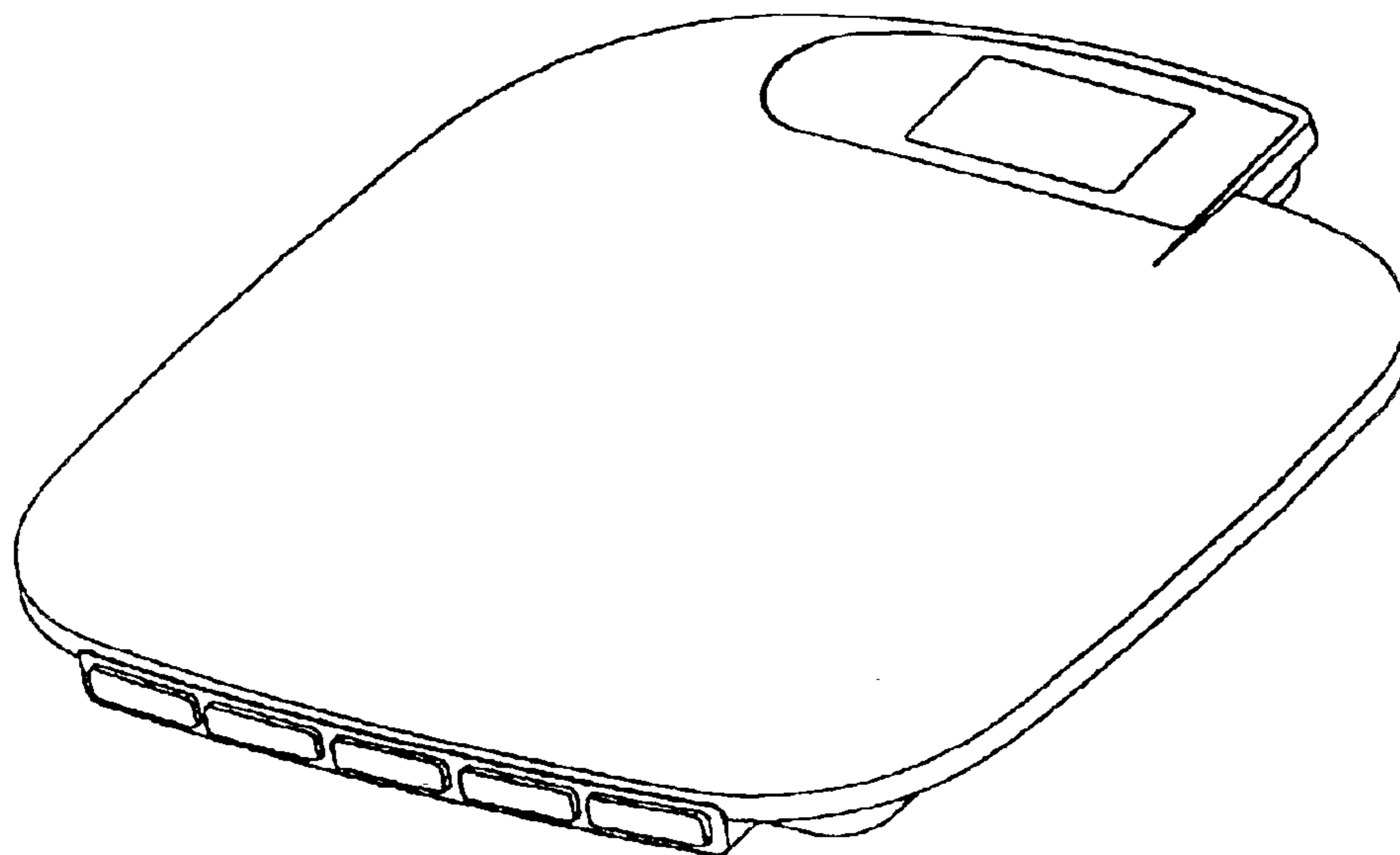


FIG. 1

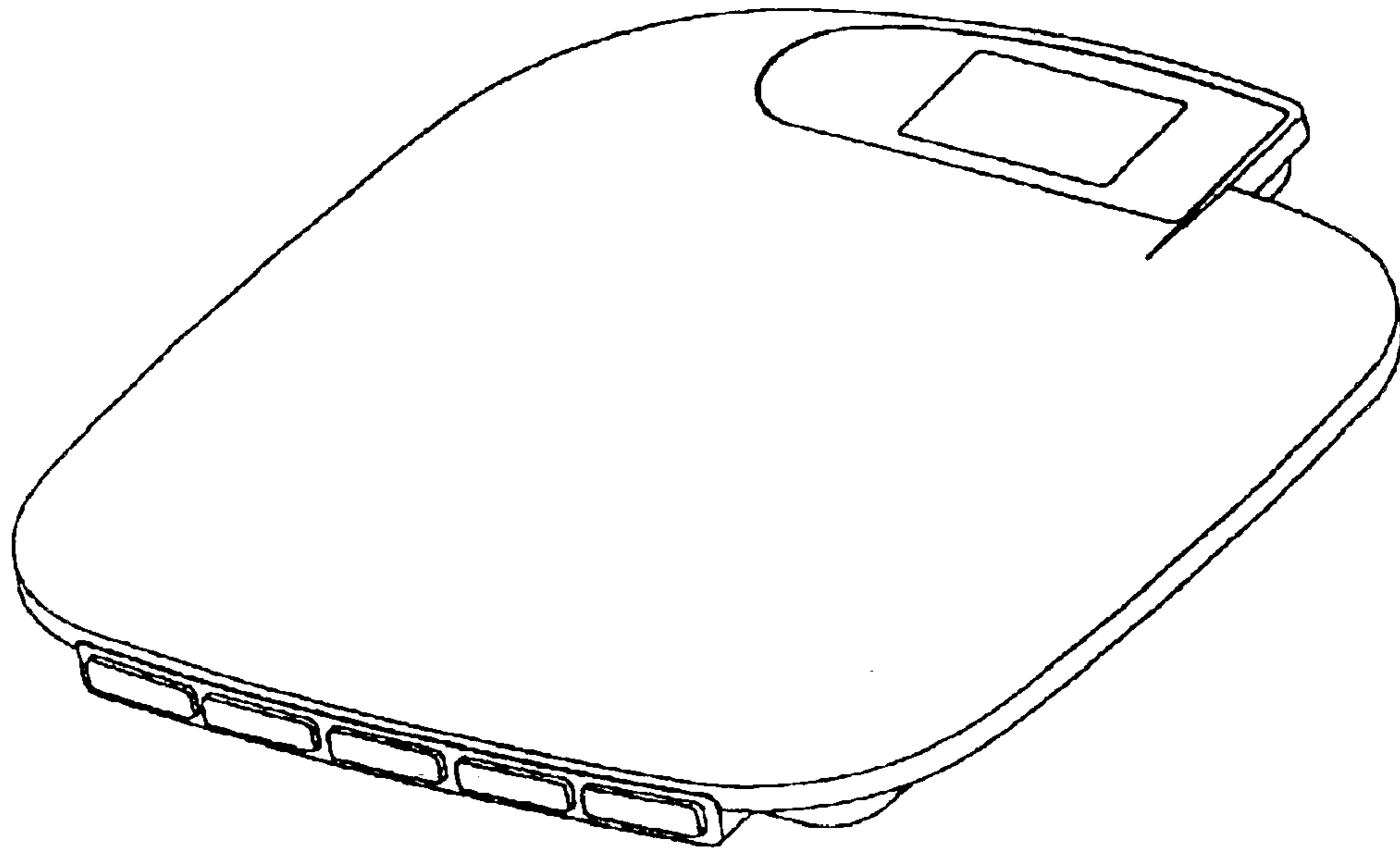


FIG. 2

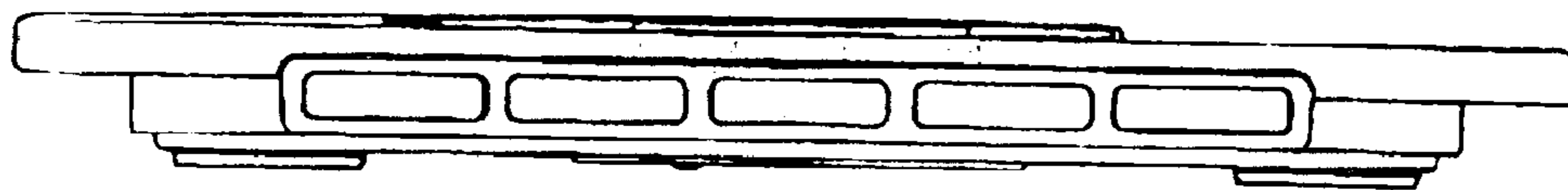


FIG. 3




FIG. 4

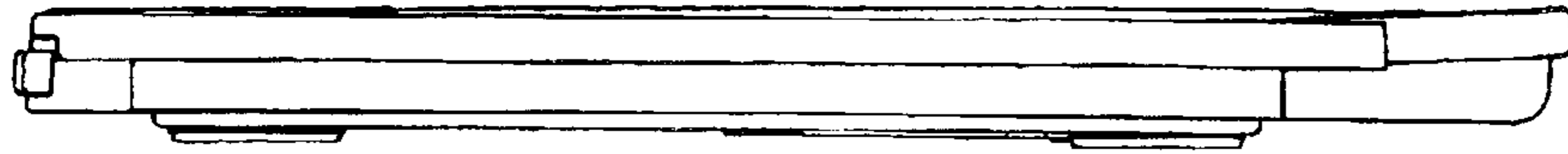


FIG. 5


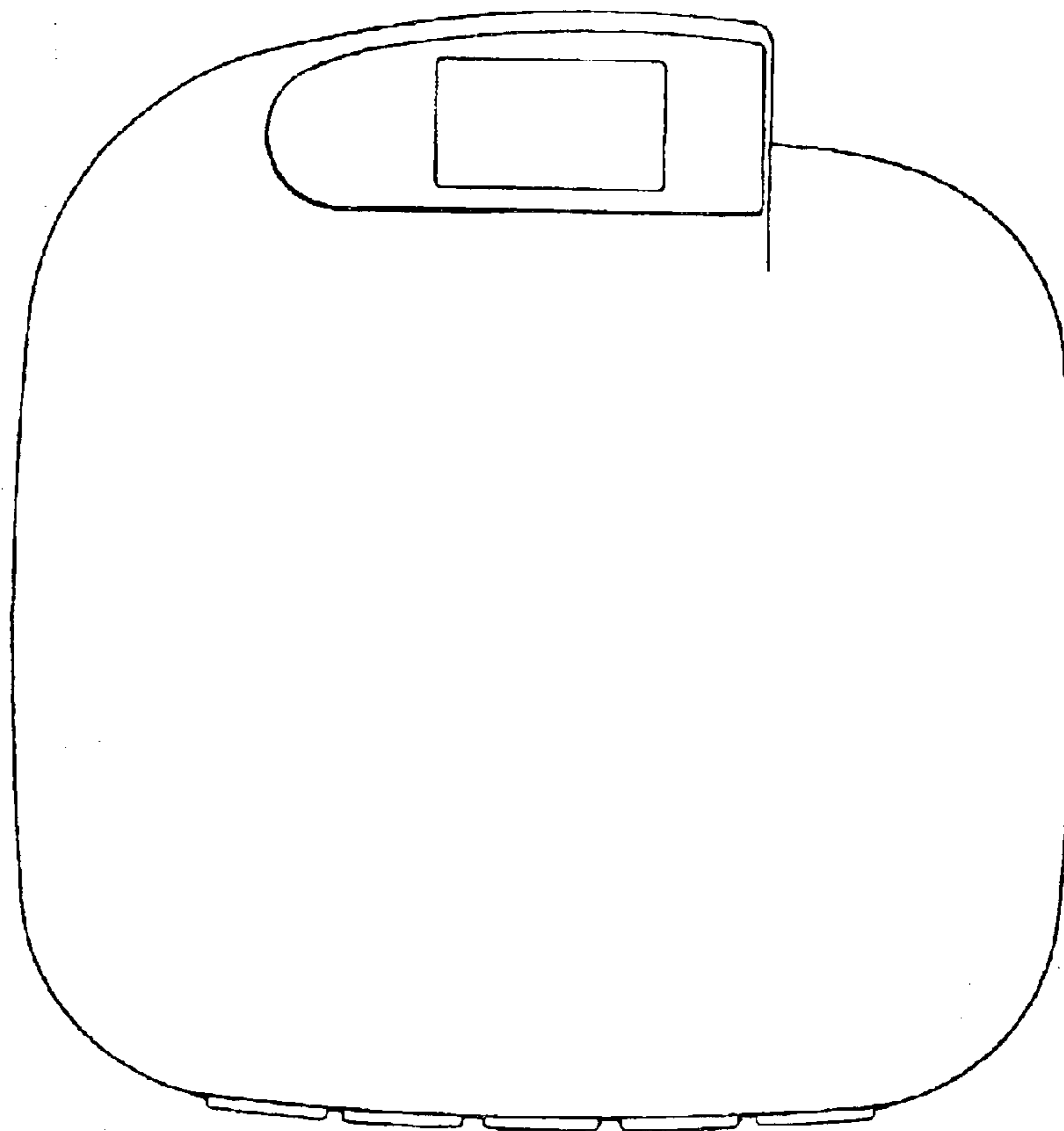


FIG. 6



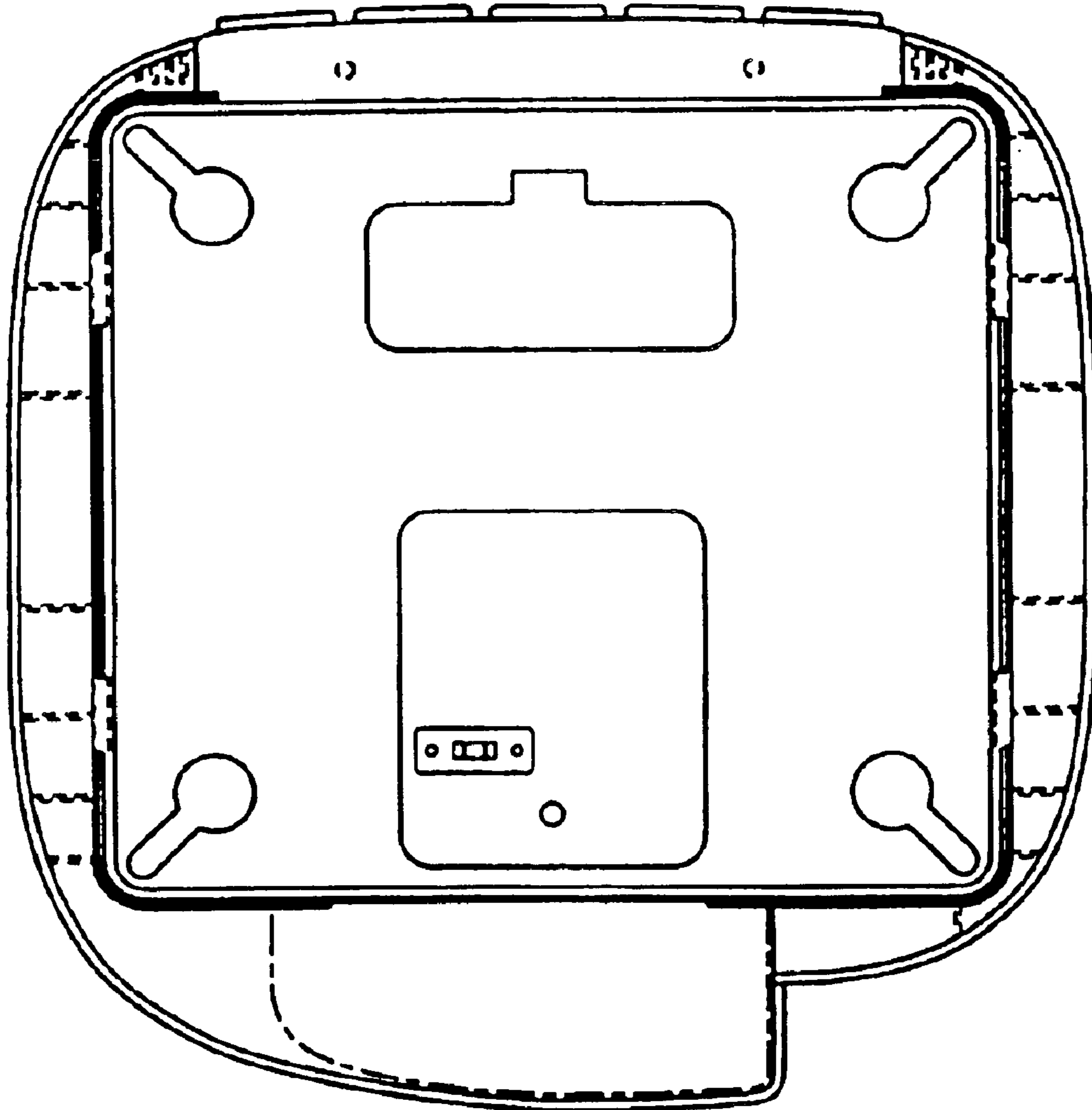


FIG. 7

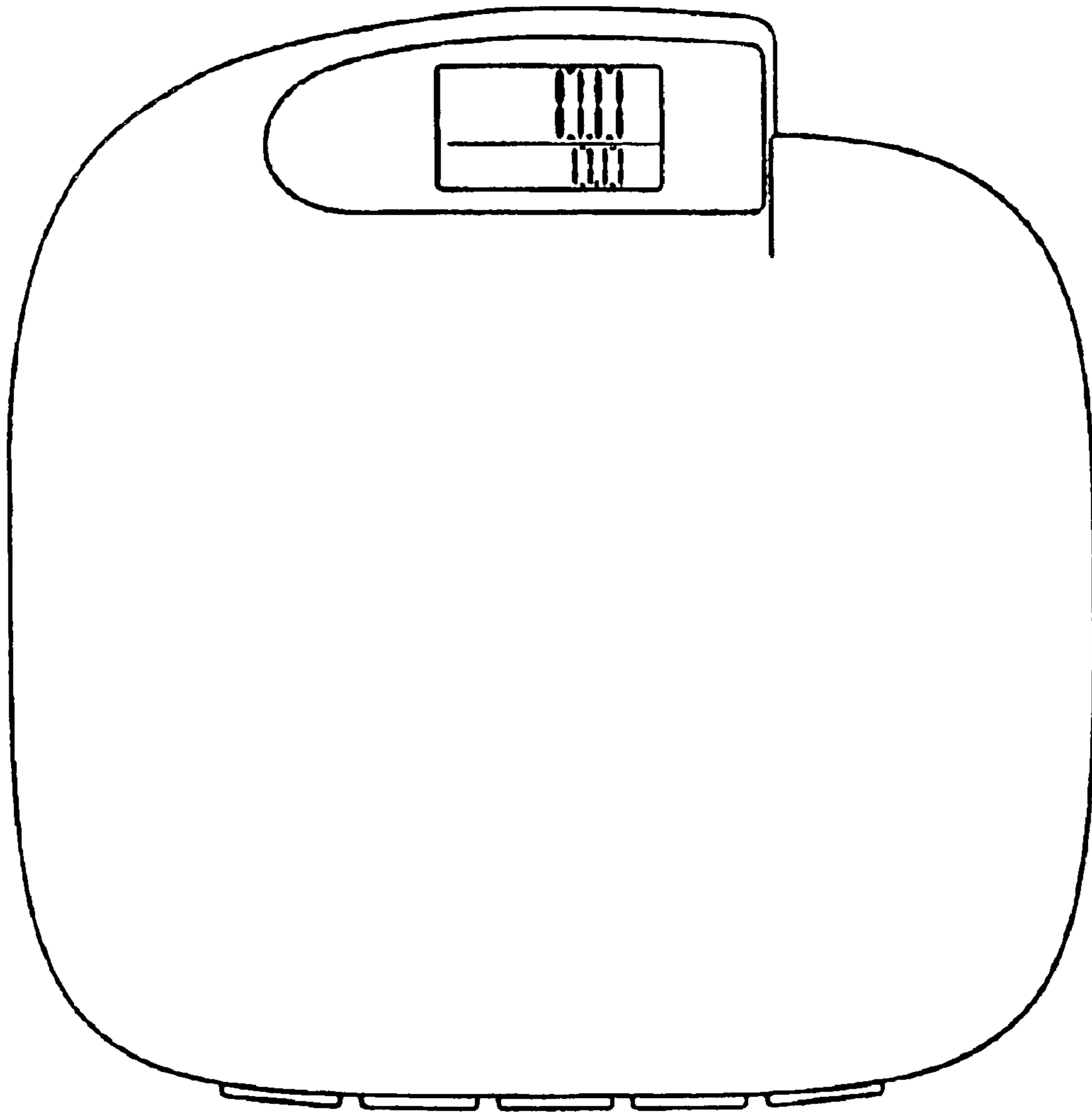


FIG. 8