

US00D507981S

(12) **United States Design Patent** (10) **Patent No.:** **US D507,981 S**
Wiesemann et al. (45) **Date of Patent:** **** Aug. 2, 2005**

(54) **FISH TAPE HANDLE**
 (75) Inventors: **David L. Wiesemann**, Pewaukee, WI (US); **David A. Huebschen**, Menomonee Falls, WI (US); **Debra L. Weich**, Mequon, WI (US)

D351,561 S 10/1994 Moffatt et al.
 D408,749 S 4/1999 Walsten
 6,016,609 A 1/2000 Donovan et al.
 6,224,038 B1 5/2001 Walsten et al.
 6,361,021 B1 3/2002 Brennan
 6,416,040 B1 7/2002 Bergman

(73) Assignee: **Actuant Corporation**, Glendale, WI (US)

Primary Examiner—Antoine D. Davis
 (74) *Attorney, Agent, or Firm*—Quarles & Brady LLP

(**) Term: **14 Years**

(57) **CLAIM**

The ornamental design for a fish tape handle, as shown and described.

(21) Appl. No.: **29/199,246**

DESCRIPTION

(22) Filed: **Feb. 12, 2004**

(51) **LOC (8) Cl.** **10-04**

(52) **U.S. Cl.** **D10/74**

(58) **Field of Search** D8/300, 315–320;
 D10/72, 74; 242/395, 397.1–397.5, 405.3;
 15/104.33

FIG. 1 is a front perspective view of a fish tape handle according to our new design;
 FIG. 2 is a left side elevational view thereof, the right side elevational view being essentially a mirror image thereof;
 FIG. 3 is a front elevational view thereof;
 FIG. 4 is a back elevational view thereof;
 FIG. 5 is a top plan view thereof; and,
 FIG. 6 is a bottom plan view thereof.

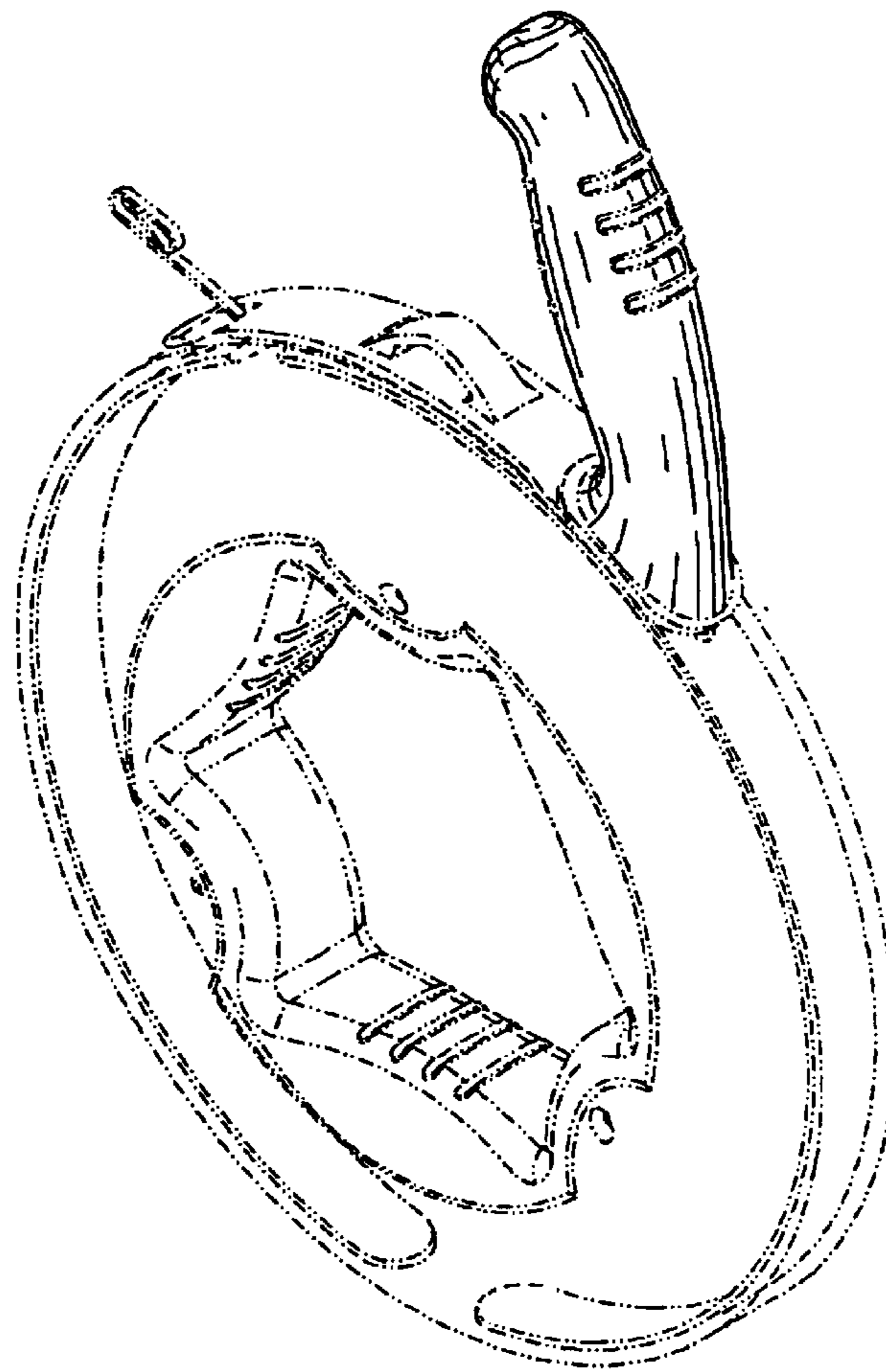
(56) **References Cited**

U.S. PATENT DOCUMENTS

2,743,884 A 5/1956 Briggs
 4,056,859 A 11/1977 Pace

The broken line showing is for illustrative purposes only and forms no part of the claimed design.

1 Claim, 4 Drawing Sheets



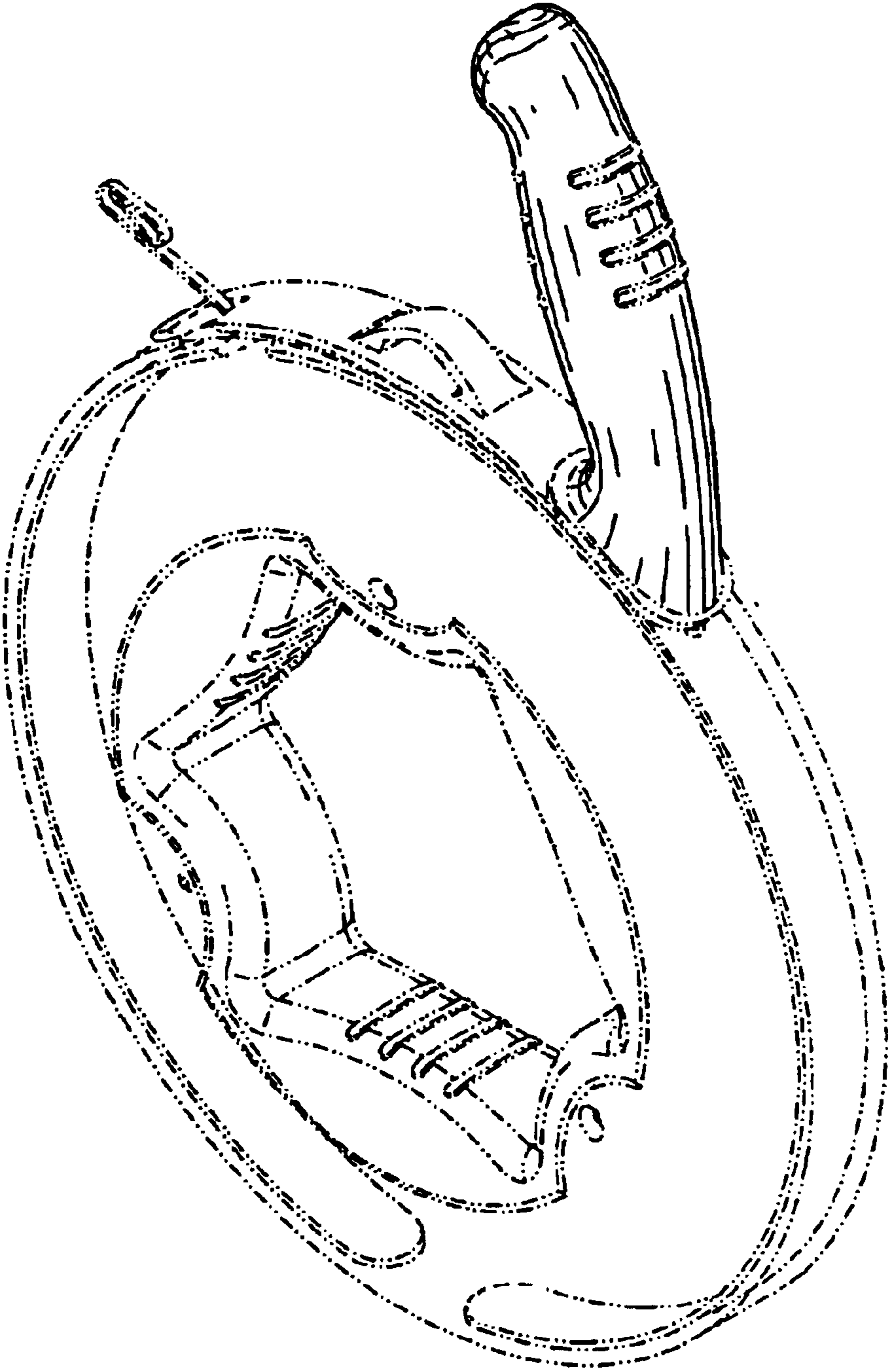


FIG. 1

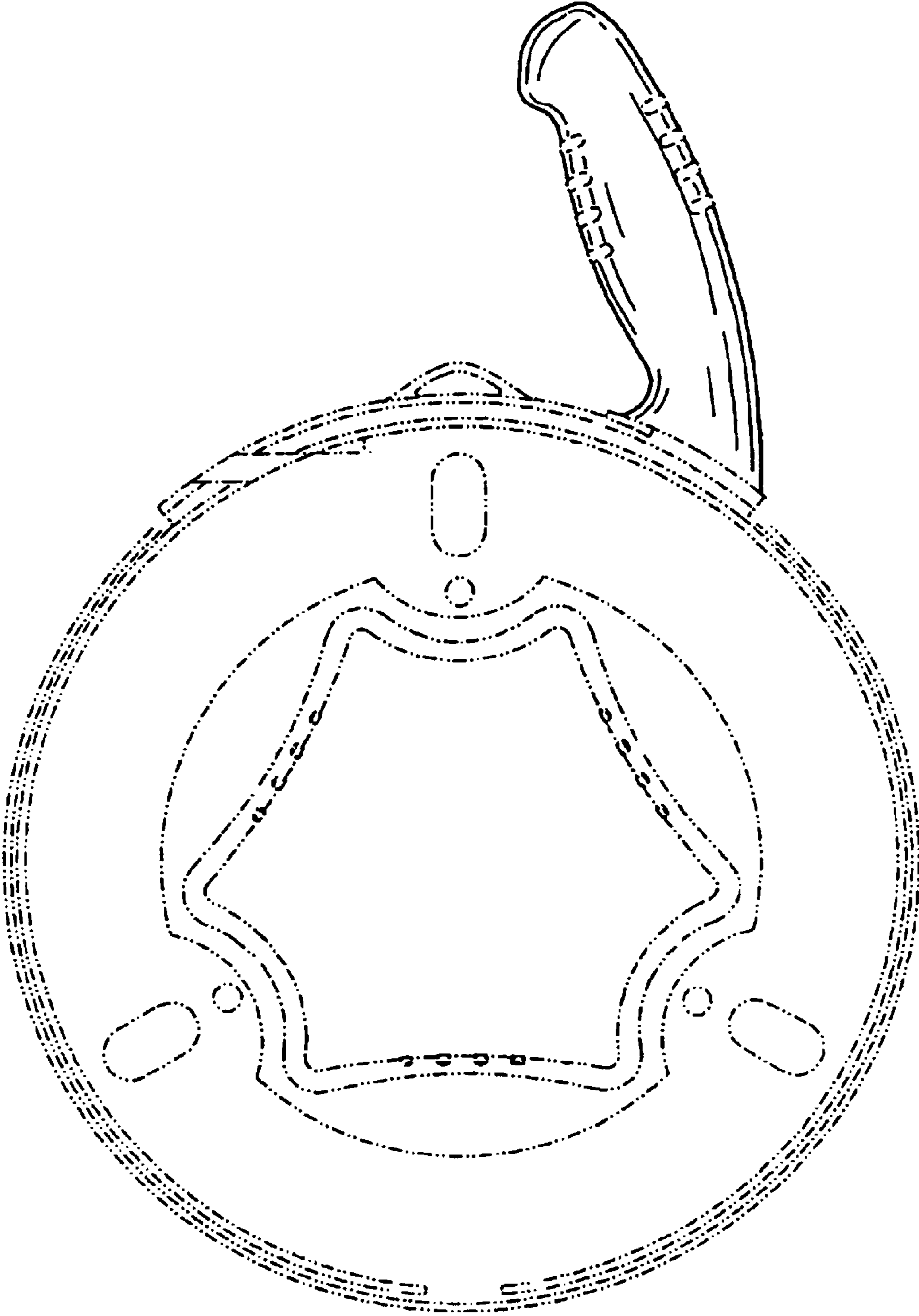


FIG. 2




FIG. 3




FIG. 4

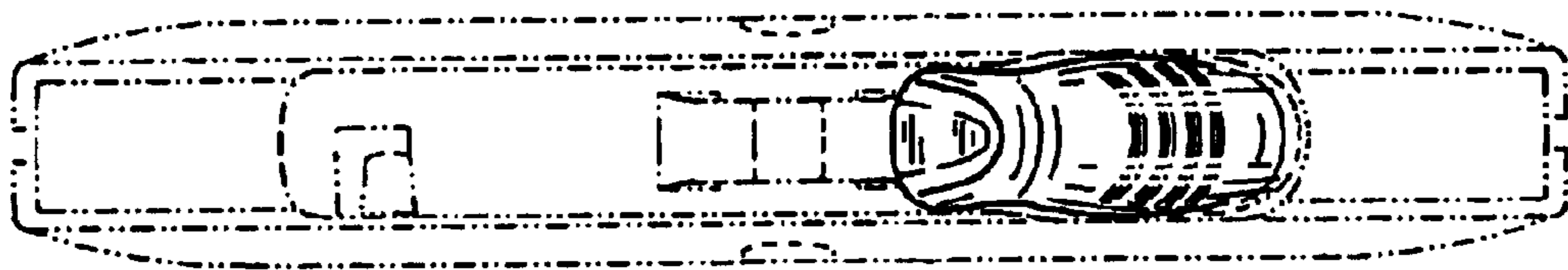


FIG. 5

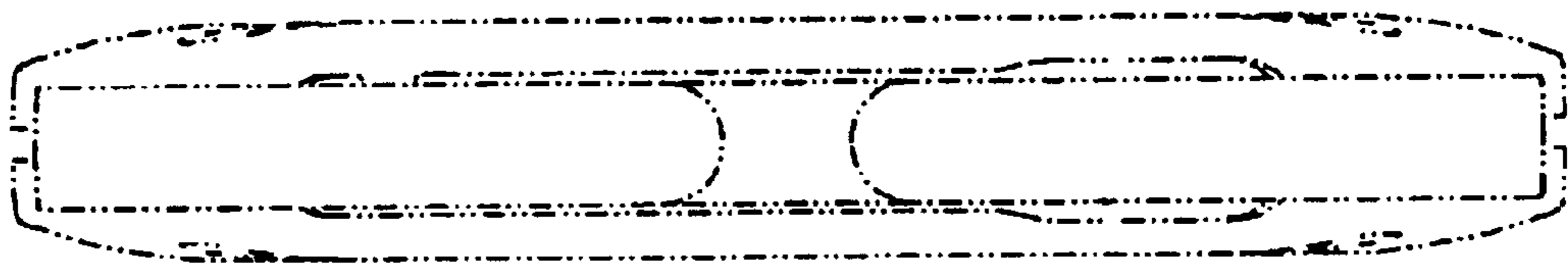


FIG. 6