

US00D507947S

(12) **United States Design Patent**
Haquin

(10) **Patent No.:** **US D507,947 S**
(45) **Date of Patent:** **** Aug. 2, 2005**

(54) **SCISSORS**

(75) **Inventor:** **Jean-Claude Haquin, Is-en-Bassigny (FR)**

(73) **Assignee:** **J.C.H. International. SARL, Is-en-Bassigny (FR)**

(**) **Term:** **14 Years**

(21) **Appl. No.:** **29/204,058**

(22) **Filed:** **Apr. 23, 2004**

(51) **LOC (8) Cl.** **08-05**

(52) **U.S. Cl.** **D8/58**

(58) **Field of Search** D8/57, 107; 7/135, 7/136; 30/131, 195, 358, 229-262

(56) **References Cited**

U.S. PATENT DOCUMENTS

29,250 A	7/1860	DeCoursey	
116,432 A	6/1871	Gladwin	
D137,344 S	2/1944	Schlesinger	
D137,345 S	2/1944	Schlesinger	
3,680,210 A	8/1972	Steinman	
D277,450 S	* 2/1985	Hayashi	D8/57
4,739,552 A	4/1988	Thomas	
D296,295 S	6/1988	Cain	
D308,736 S	6/1990	Pina	
5,007,170 A	4/1991	Mayama	
5,033,195 A	7/1991	Appelkvist et al.	
5,097,599 A	* 3/1992	Hasegawa	30/359
D326,165 S	5/1992	Leihe	
D329,792 S	* 9/1992	Chen	D8/57
D337,248 S	* 7/1993	Tanfoglio	D8/57

D368,418 S	4/1996	Aida	
5,701,672 A	12/1997	Wachtel et al.	
D459,642 S	7/2002	Haquin	
D461,109 S	* 8/2002	Kurz	D8/57
D489,844 S	5/2004	Merheje	

FOREIGN PATENT DOCUMENTS

EP	000107396	11/2003
FR	033477	7/2003

* cited by examiner

Primary Examiner—Clare E Hefflin

(74) *Attorney, Agent, or Firm*—Gary M. Cohen

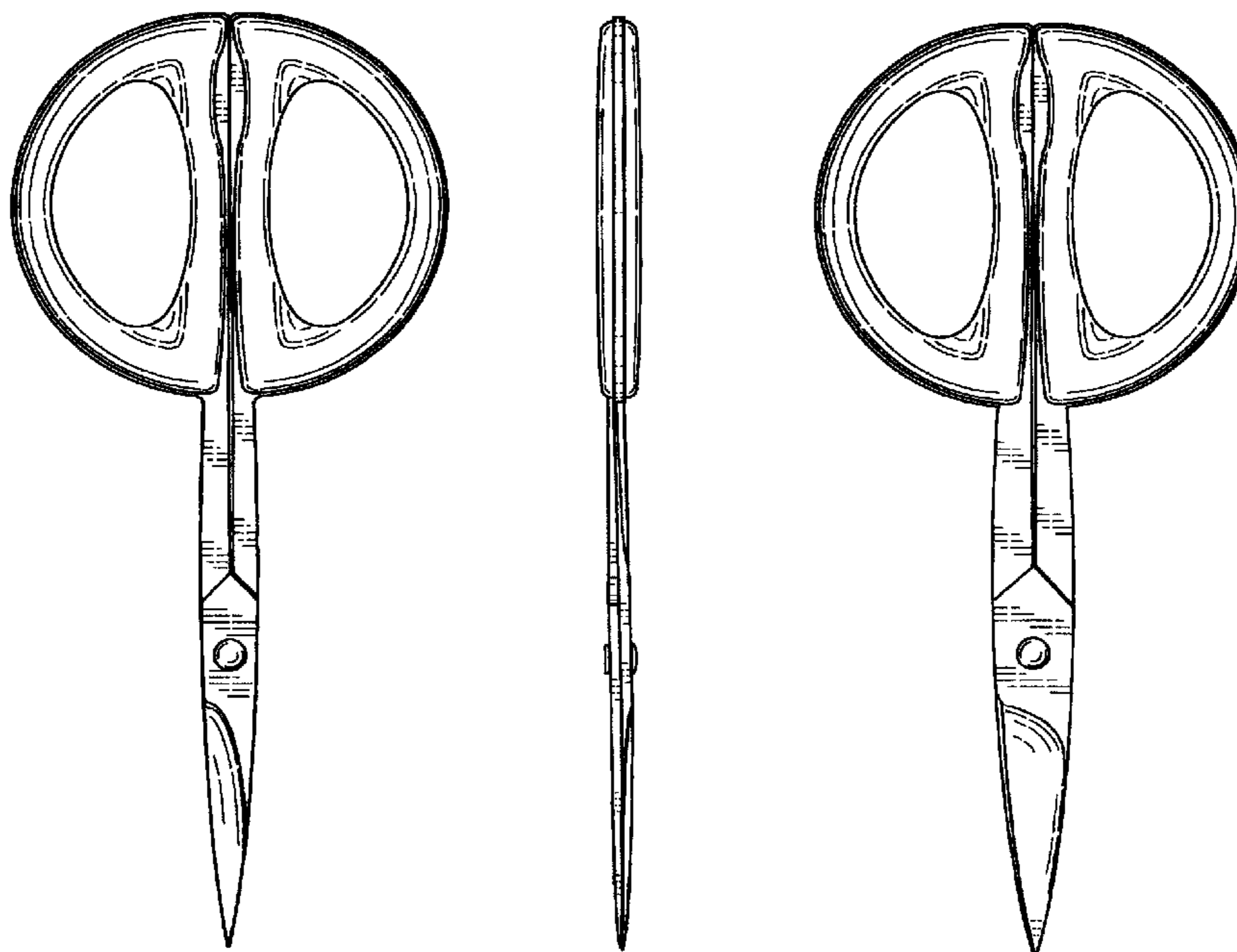
(57) **CLAIM**

The ornamental design for a scissors, as shown and described.

DESCRIPTION

FIG. 1 is an isometric view of the scissors of my new design, shown as a cuticle scissors;
 FIGS. 2 and 3 are opposing end views thereof;
 FIG. 4 is a top view thereof;
 FIG. 5 is a bottom view thereof;
 FIG. 6 is a side view thereof, as viewed from the left; and
 FIG. 7 is a side view thereof, as viewed from the right.
 FIG. 8 is an isometric view of the scissors of my new design, shown as a nail scissors;
 FIGS. 9 and 10 are opposing end views thereof;
 FIG. 11 is a top view thereof;
 FIG. 12 is a bottom view thereof;
 FIG. 13 is a side view thereof, as viewed from the left; and,
 FIG. 14 is a side view thereof, as viewed from the right.

1 Claim, 6 Drawing Sheets



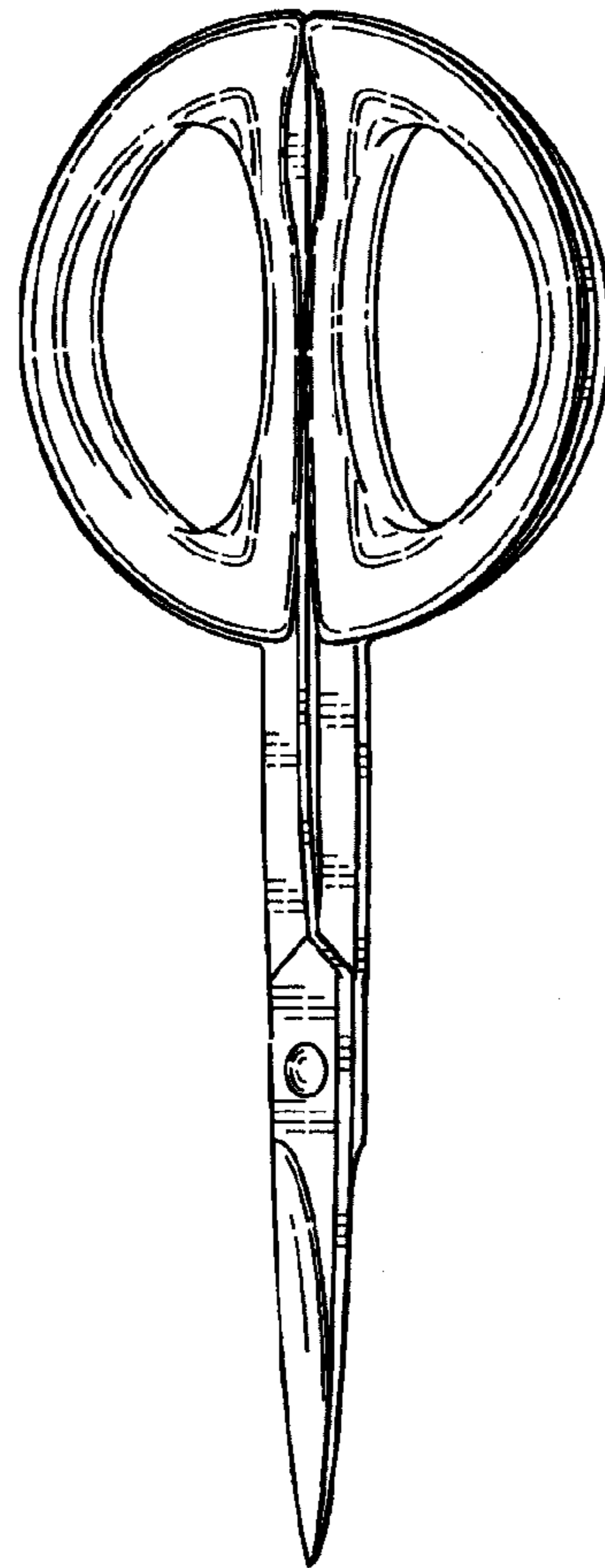


FIG. 1



FIG. 2



FIG. 3

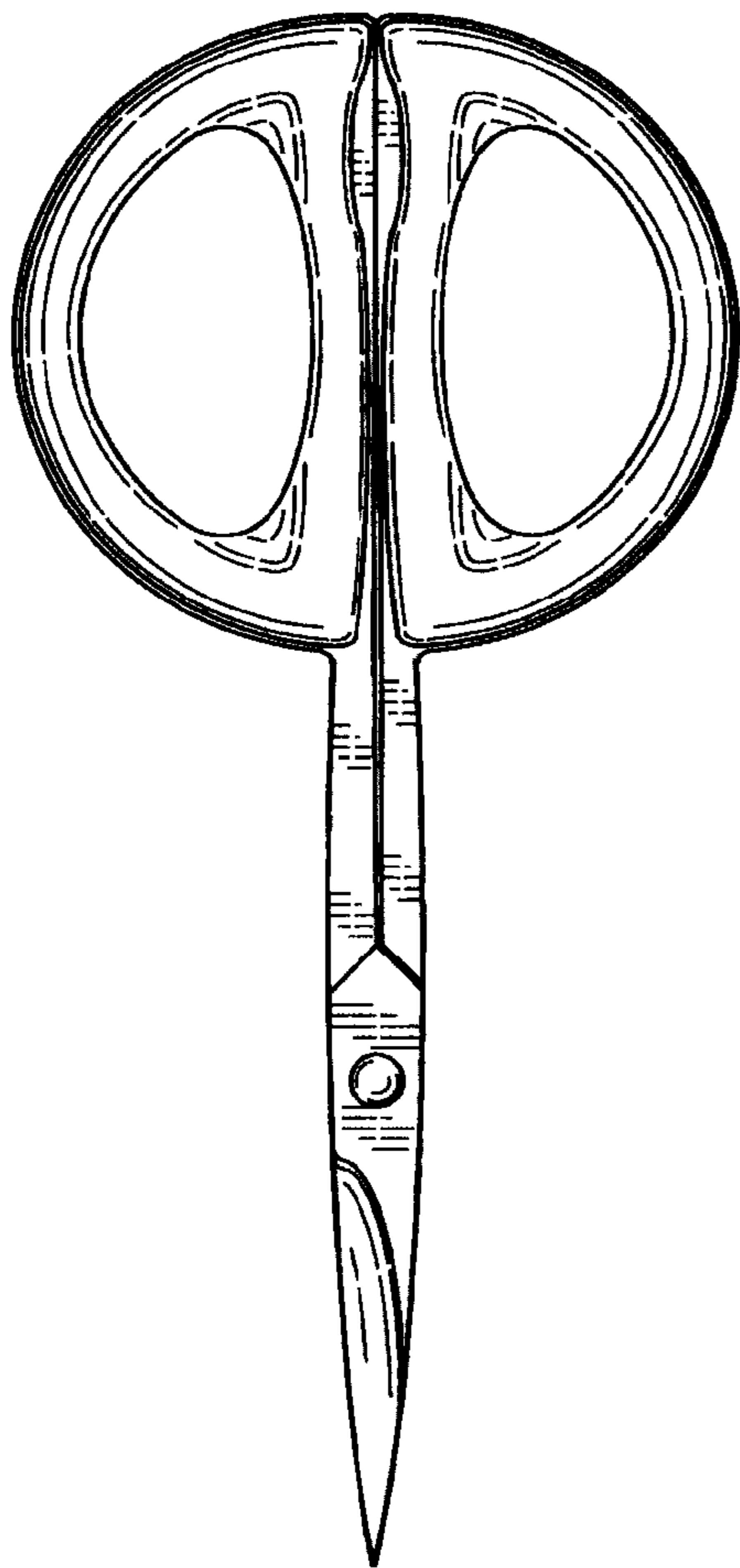


FIG. 4

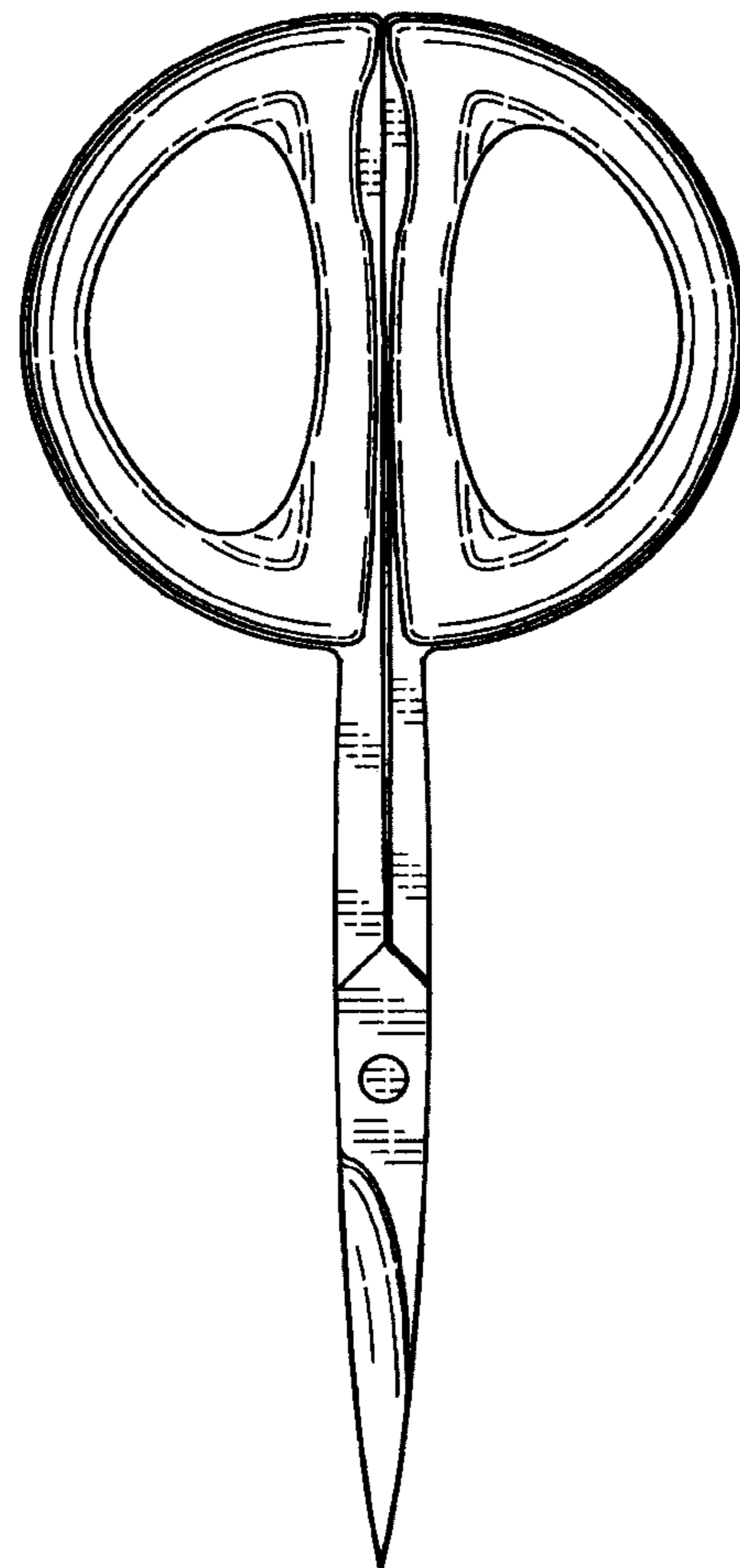


FIG. 5



FIG. 6



FIG. 7

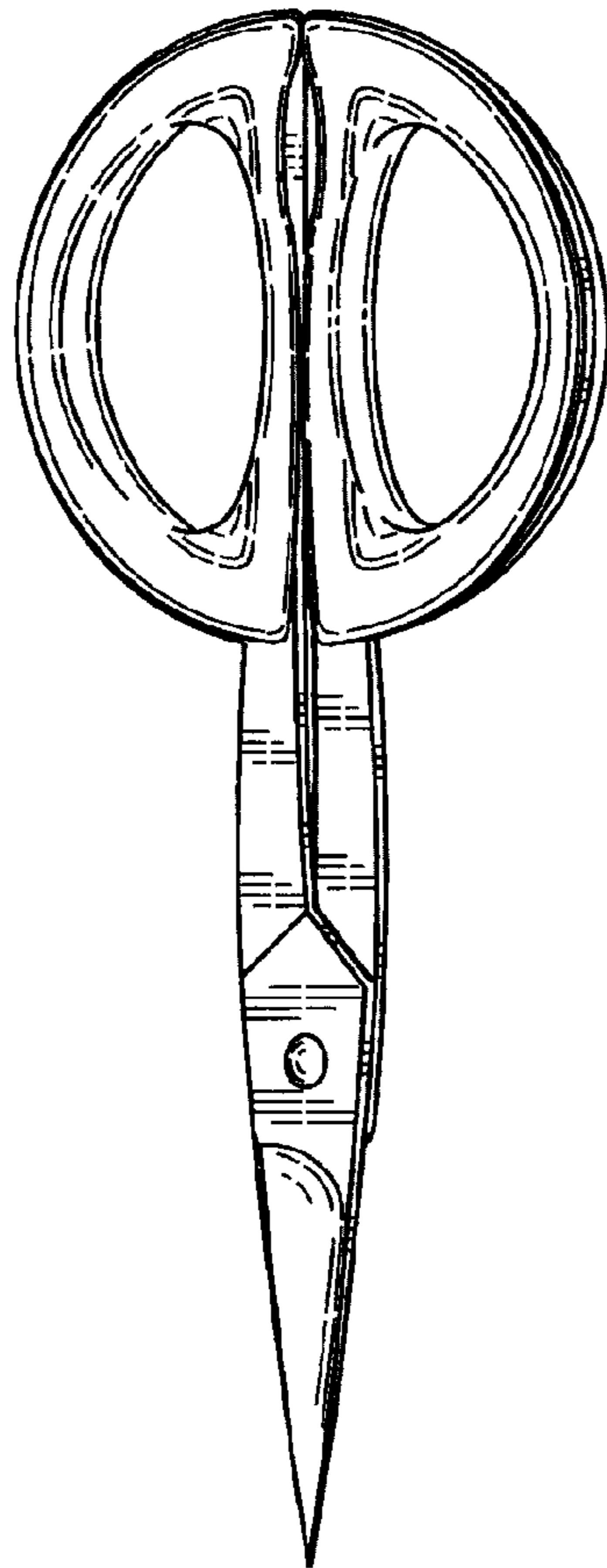


FIG. 8



FIG. 9



FIG. 10

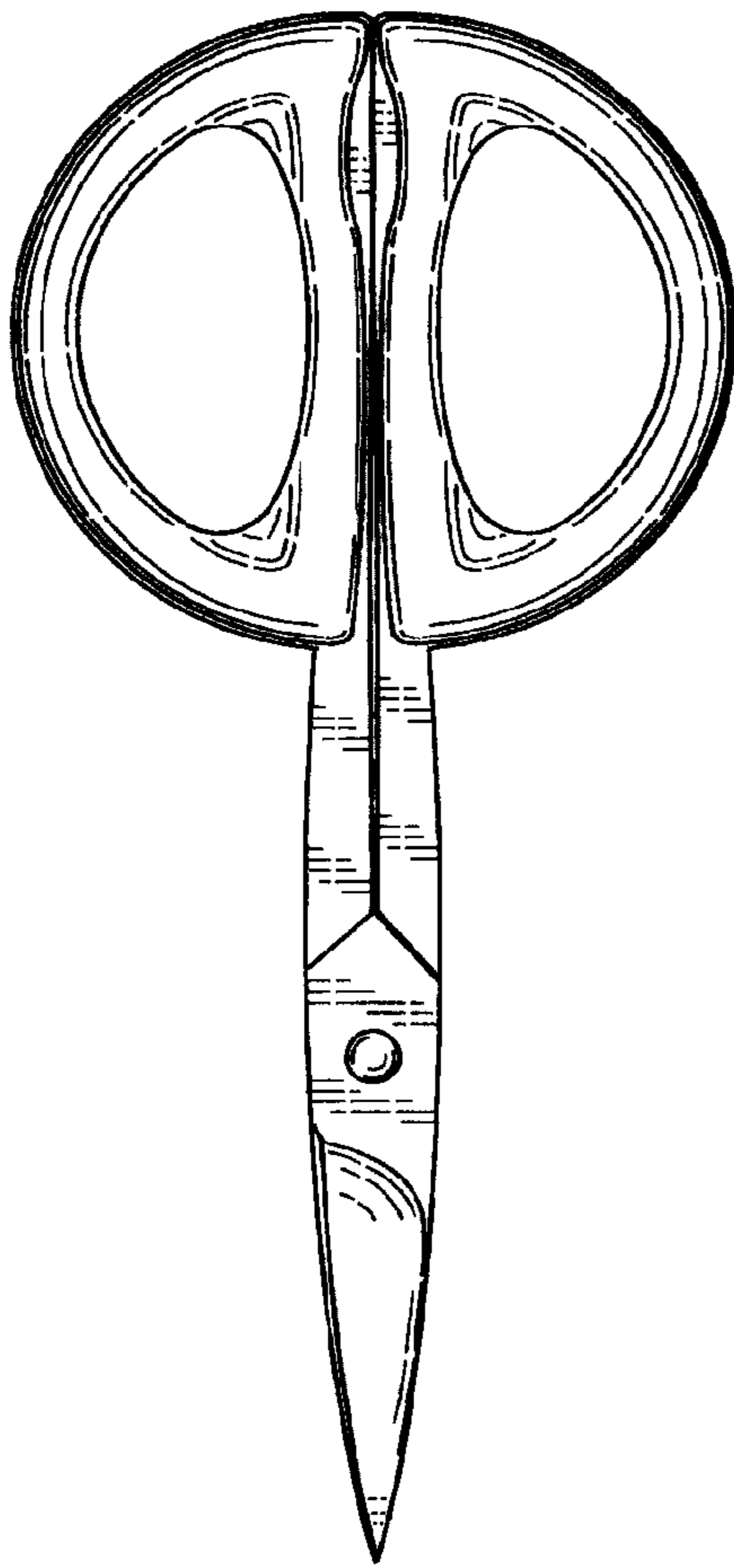


FIG. 11

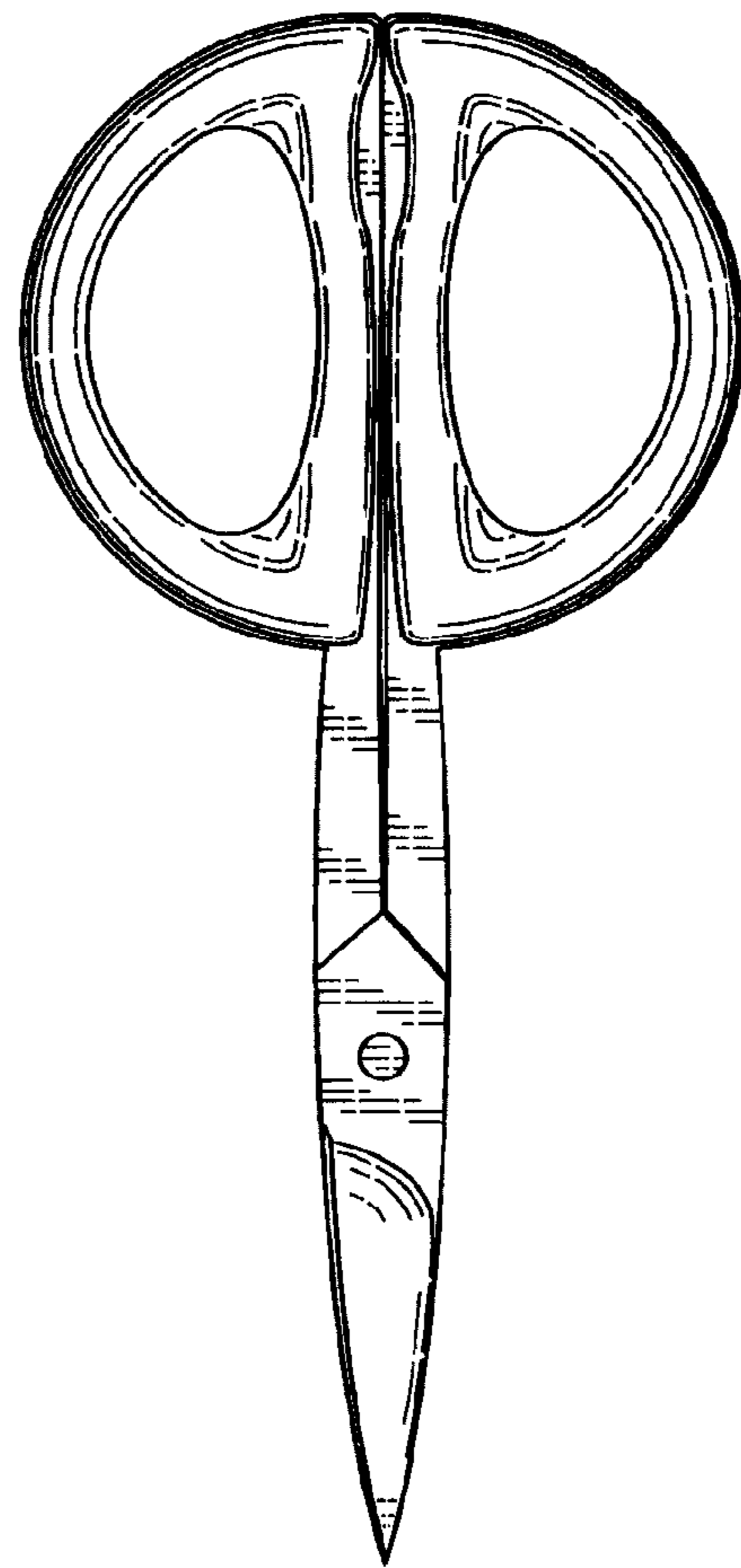


FIG. 12



FIG. 13



FIG. 14