



US00D507943S

(12) **United States Design Patent**  
**Settele**

(10) **Patent No.:** **US D507,943 S**

(45) **Date of Patent:** **\*\* Aug. 2, 2005**

(54) **CULINARY IMPLEMENT**

(75) **Inventor:** **Ignaz Settele, Kaufbeuren (DE)**

(73) **Assignee:** **Maxpat Trading & Marketing (Far East) Limited, Hong Kong (HK)**

(\*\*) **Term:** **14 Years**

(21) **Appl. No.:** **29/208,564**

(22) **Filed:** **Jun. 30, 2004**

(30) **Foreign Application Priority Data**

Dec. 31, 2003 (EP) ..... 000127832-0001/0005

(51) **LOC (8) Cl.** ..... **07-02**

(52) **U.S. Cl.** ..... **D7/690**

(58) **Field of Search** ..... D7/690, 682-696,  
D7/376, 379, 380, 393, 395; 15/141.1,  
141.2; 366/129, 130, 342-344; 416/69,  
70 R, 71, 72, 227 R

(56) **References Cited**

**U.S. PATENT DOCUMENTS**

1,025,982 A \* 5/1912 Johnson ..... D7/690

D116,798 S \* 9/1939 Erickson ..... D7/690  
D143,247 S \* 12/1945 Storm ..... D7/690  
2,905,453 A \* 9/1959 Wise ..... 416/176  
D264,037 S \* 4/1982 Johnson ..... D7/669  
D302,638 S \* 8/1989 Hiscott et al. .... D7/690

\* cited by examiner

*Primary Examiner*—Terry A. Wallace

(74) *Attorney, Agent, or Firm*—Renner, Kenner, Greive,  
Bobak, Taylor & Weber

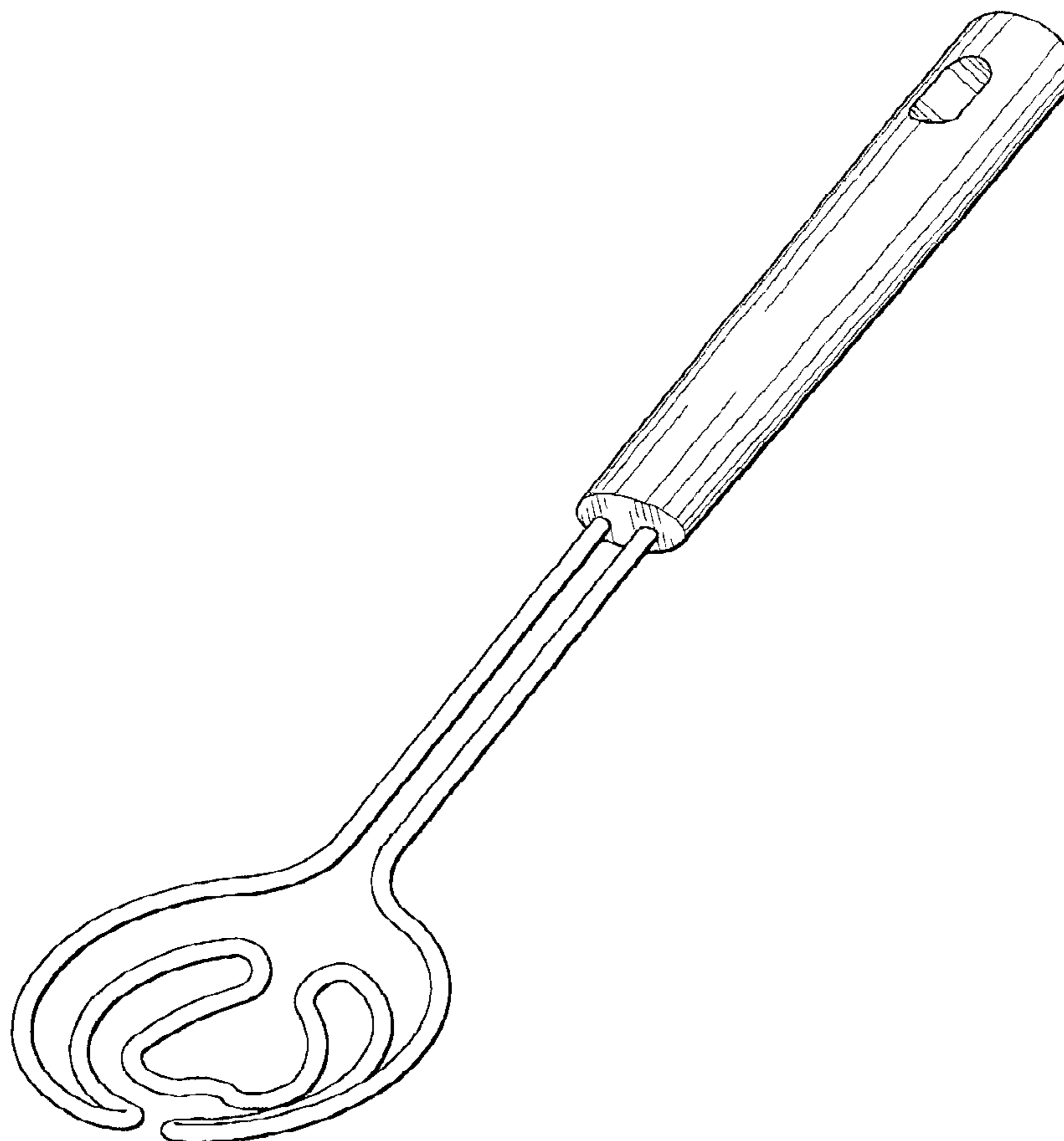
(57) **CLAIM**

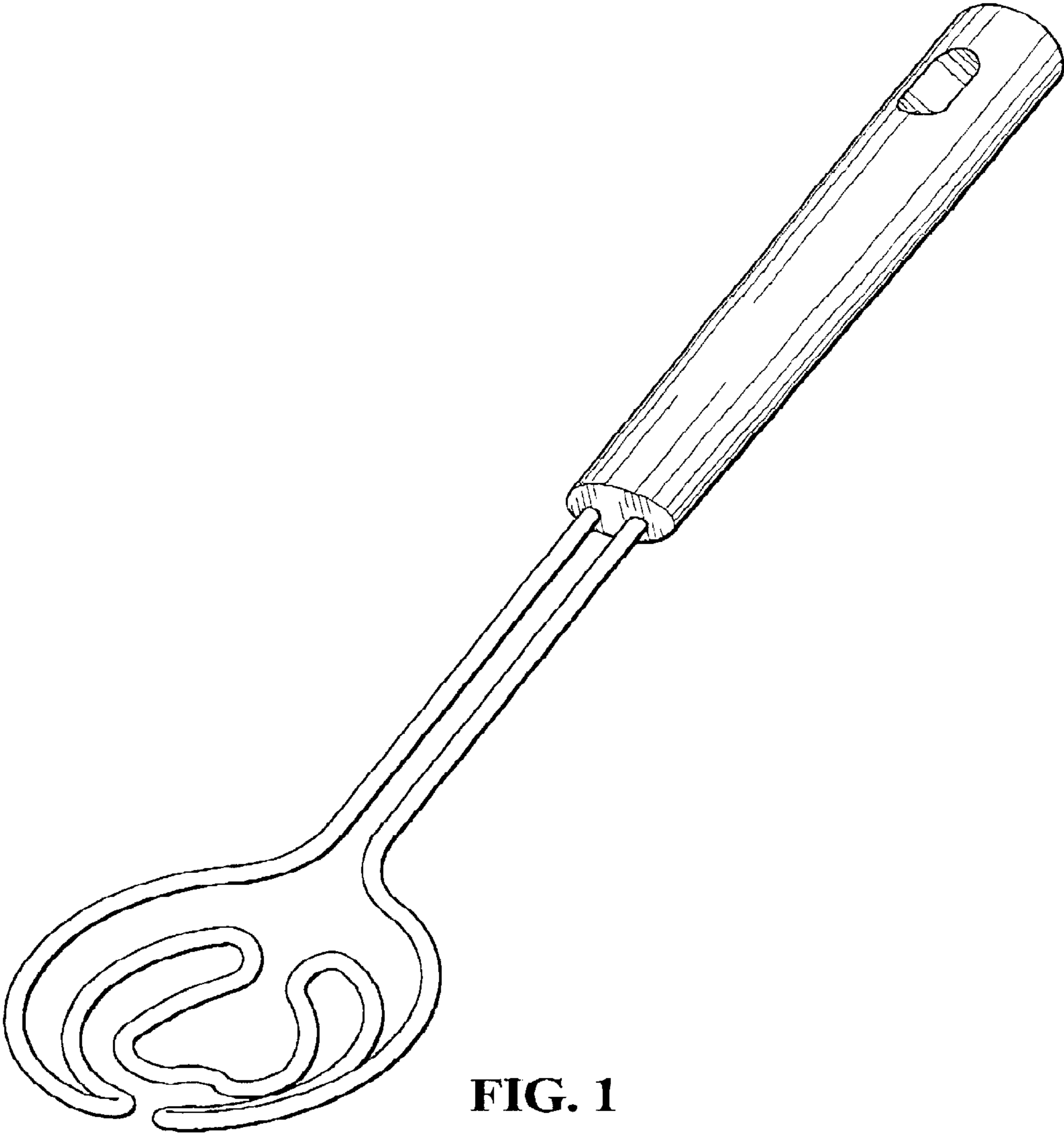
The ornamental design for “culinary implement,” as shown  
and described.

**DESCRIPTION**

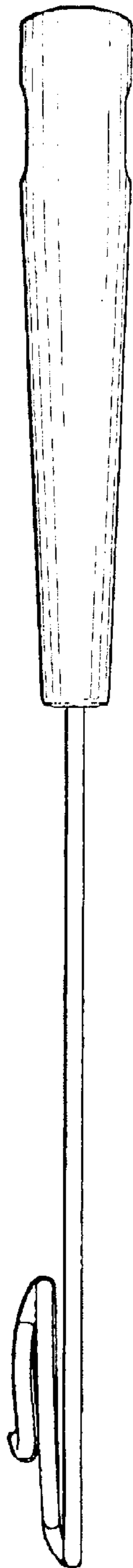
FIG. 1 is a perspective view of “culinary implement”  
showing my new design;  
FIG. 2 is a top view thereof;  
FIG. 3 is a bottom view thereof;  
FIG. 4 is a left side view thereof;  
FIG. 5 is a right side view thereof;  
FIG. 6 is a front end view thereof; and,  
FIG. 7 is a rear end view thereof.

**1 Claim, 3 Drawing Sheets**

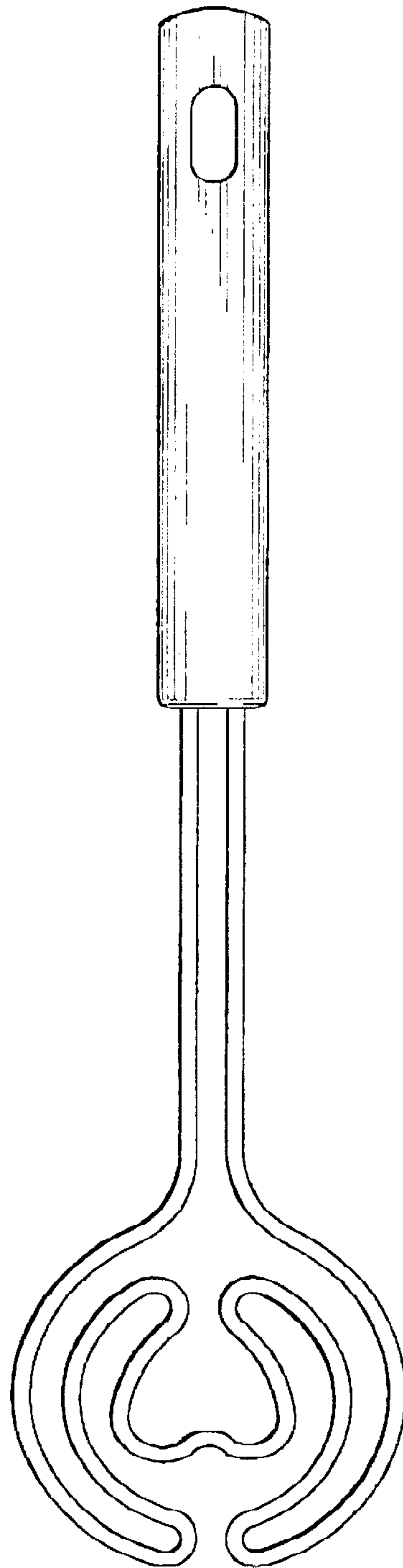




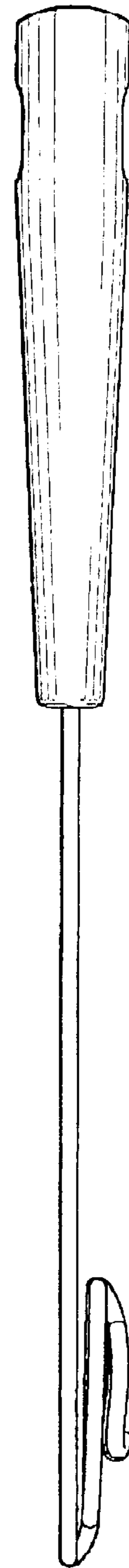
**FIG. 1**



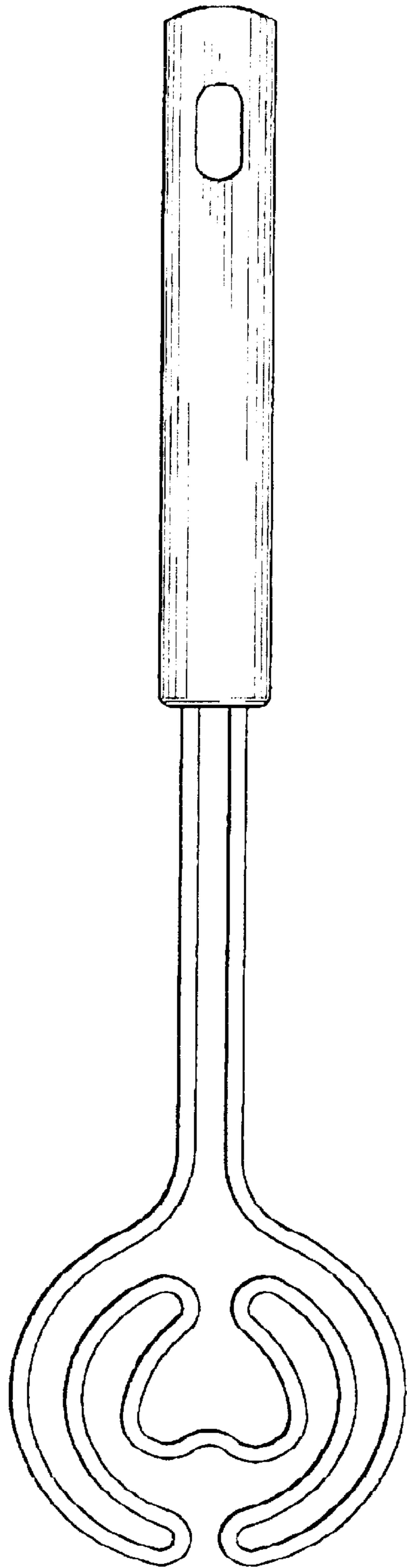
**FIG. 4**



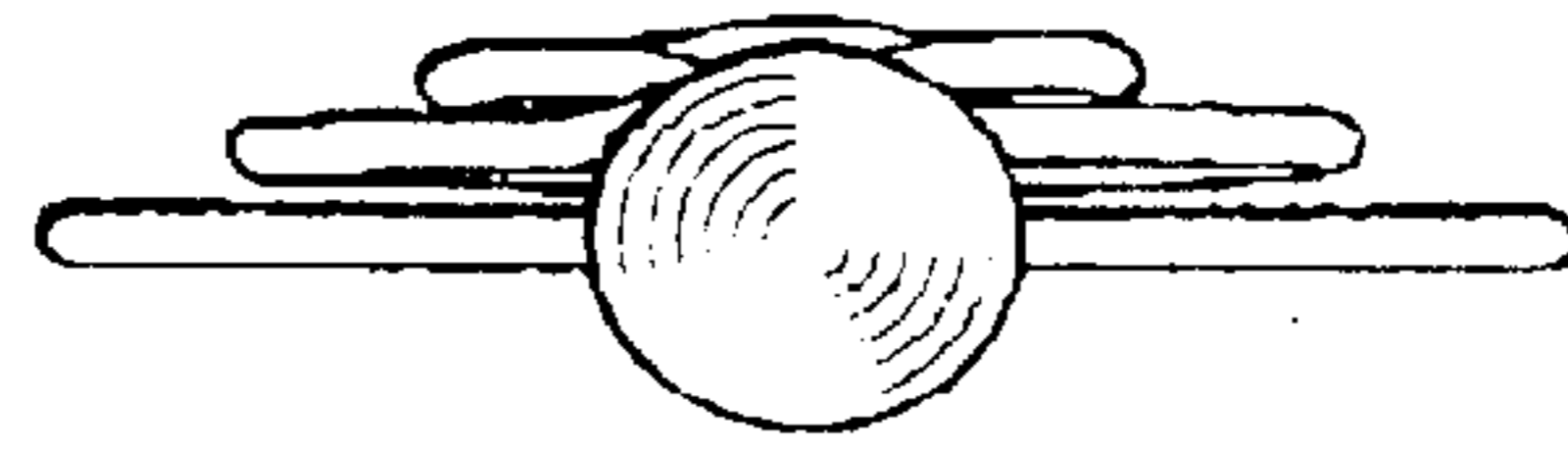
**FIG. 2**



**FIG. 5**



**FIG. 3**



**FIG. 7**



**FIG. 6**