

US00D507937S

(12) **United States Design Patent** (10) **Patent No.:** **US D507,937 S**
Dais et al. (45) **Date of Patent:** **** Aug. 2, 2005**

(54) **SHORT THREADED STORAGE CONTAINER BASE**

(75) Inventors: **Brian C. Dais**, Saginaw, MI (US);
Charles L. Lasky, Grafton, WI (US);
Douglas J. Carpiaux, Milwaukee, WI (US);
David H. Roland, Pella, IA (US)

(73) Assignee: **S. C. Johnson Home Storage, Inc.**,
Racine, WI (US)

(**) Term: **14 Years**

(21) Appl. No.: **29/203,907**

(22) Filed: **Apr. 22, 2004**

(51) **LOC (8) Cl.** **07-07**

(52) **U.S. Cl.** **D7/602; D7/615; D9/428**

(58) **Field of Search** D7/602, 612-629,
D7/538-542; D9/414, 424-432; 220/4.21,
780-806, 309.1, 367.1, 376, 377; 229/406,
902-906

D329,595 S	9/1992	Kung	D9/528
5,143,219 A	9/1992	Yates, Jr.	206/508
5,297,688 A	3/1994	Beck et al.	215/344
5,310,074 A	5/1994	Jochem et al.	220/296
D351,795 S	10/1994	Ogden	D9/453
5,356,026 A	10/1994	Andress et al.	220/306
D369,942 S	5/1996	Ahern, Jr.	D7/391
D374,178 S	10/1996	Valls et al.	D9/523
D392,187 S	3/1998	King	D9/453
D394,184 S	5/1998	Demore	D7/391
5,823,345 A	10/1998	Nask et al.	206/509
5,896,993 A	4/1999	Nask et al.	206/508
5,938,055 A	8/1999	Philips et al.	215/222
D415,684 S	10/1999	Reidenbach	D9/453
D418,757 S	1/2000	Reidenbach	D9/453
6,135,286 A	10/2000	Strumor	206/573
D442,860 S	* 5/2001	Symons et al.	D9/428
D448,297 S	9/2001	Sindermann	D9/453
6,382,440 B1	5/2002	Brant et al.	215/230
D462,012 S	8/2002	Manderfield, Jr.	D9/530
6,439,412 B2	8/2002	Luch	215/318
D474,377 S	5/2003	Holsinger	D7/615
D475,923 S	6/2003	Renz	D9/446
D476,898 S	7/2003	Schuller et al.	D9/529
6,637,611 B2	10/2003	Luch	215/256

(56) **References Cited**

U.S. PATENT DOCUMENTS

D100,515 S	7/1936	Fleisch	
2,721,595 A	* 10/1955	Nichols 220/800
3,281,001 A	10/1966	Stuart 215/46
D210,168 S	2/1968	Plochman, Jr. D58/26
3,527,372 A	9/1970	Manning 220/40
D221,420 S	8/1971	Davis D9/267
4,157,144 A	6/1979	Weiler et al. 215/252
4,241,841 A	12/1980	Boller 215/252
4,279,358 A	7/1981	Jacobs 220/321
D266,906 S	11/1982	Guerette D9/453
D267,703 S	1/1983	Chase et al. D9/435
4,399,926 A	8/1983	Eidels-Dubovoy 220/288
4,471,878 A	9/1984	Davis et al. 215/216
4,504,009 A	* 3/1985	Boik et al. 220/800
D292,380 S	10/1987	Smith D9/435
4,727,998 A	3/1988	Simon 215/230
D301,691 S	6/1989	Mobberley D9/453
D312,400 S	* 11/1990	Schwaikert D9/424
D313,353 S	* 1/1991	Hart et al. D9/428
D315,503 S	* 3/1991	Hart et al. D9/428

* cited by examiner

Primary Examiner—Terry A. Wallace

(57) **CLAIM**

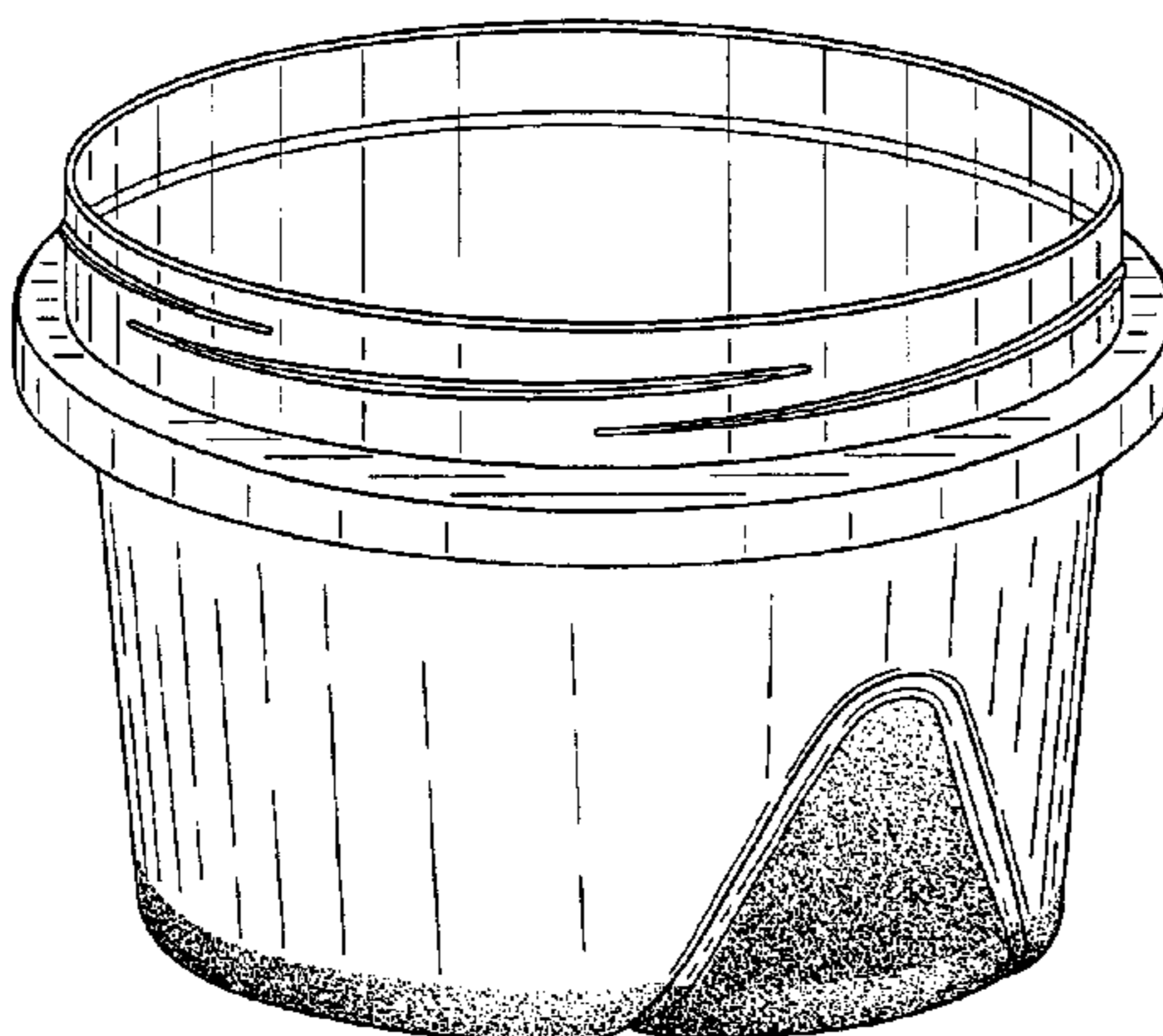
The ornamental design for a short threaded storage container base, as shown and described.

DESCRIPTION

FIG. 1 is a perspective view of the container base;
FIG. 2 is front view of the container base;
FIG. 3 is a side view of the container base;
FIG. 4 is a top view of the container base; and,
FIG. 5 is a bottom view of the container base.

The rear of the container base is identical to, and a mirror image of, the front of the container base depicted in FIG. 2. The side of the container base opposite to the side depicted in FIG. 3 is identical thereto, and a mirror image thereof.

1 Claim, 5 Drawing Sheets



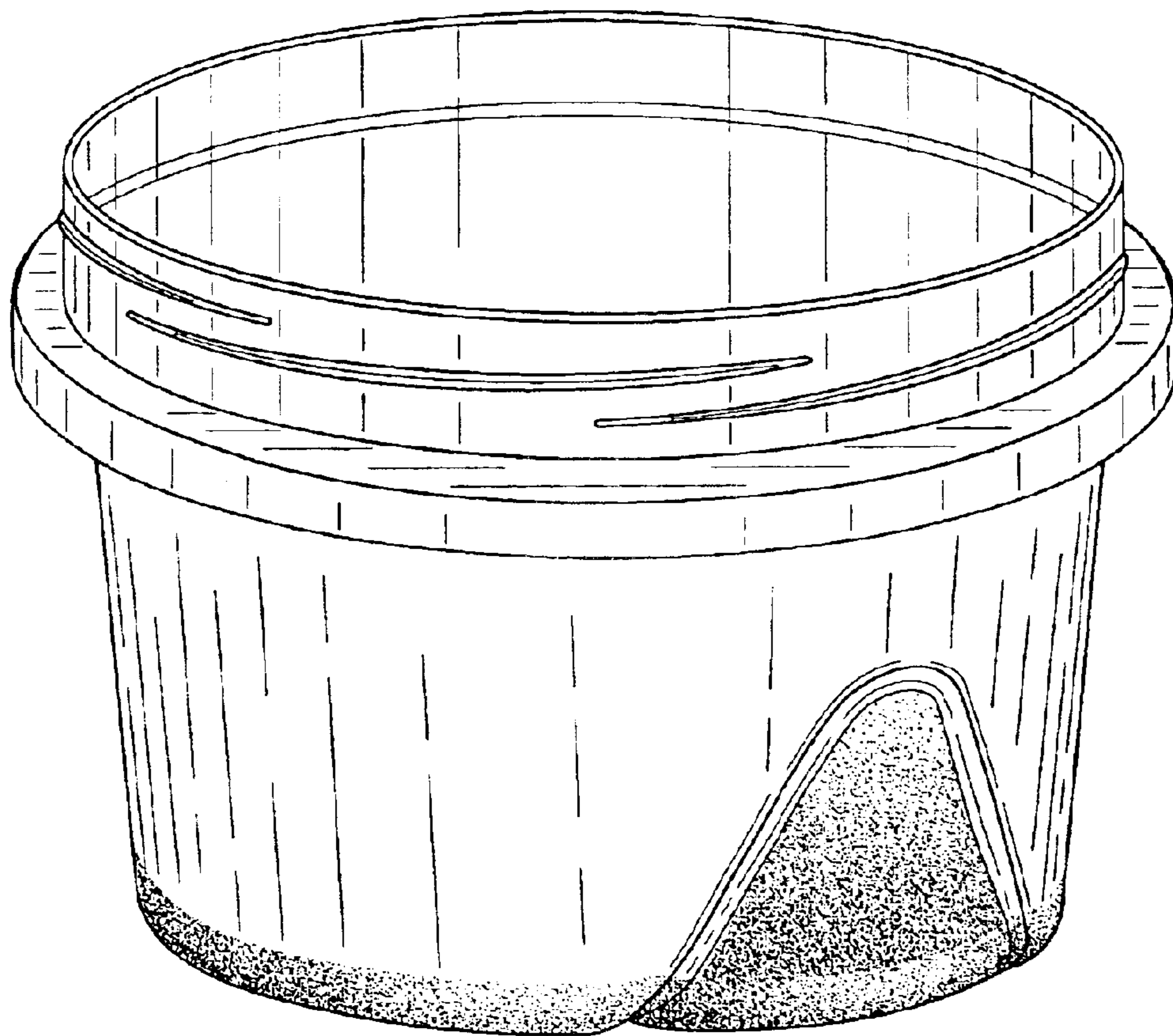


FIG. 1

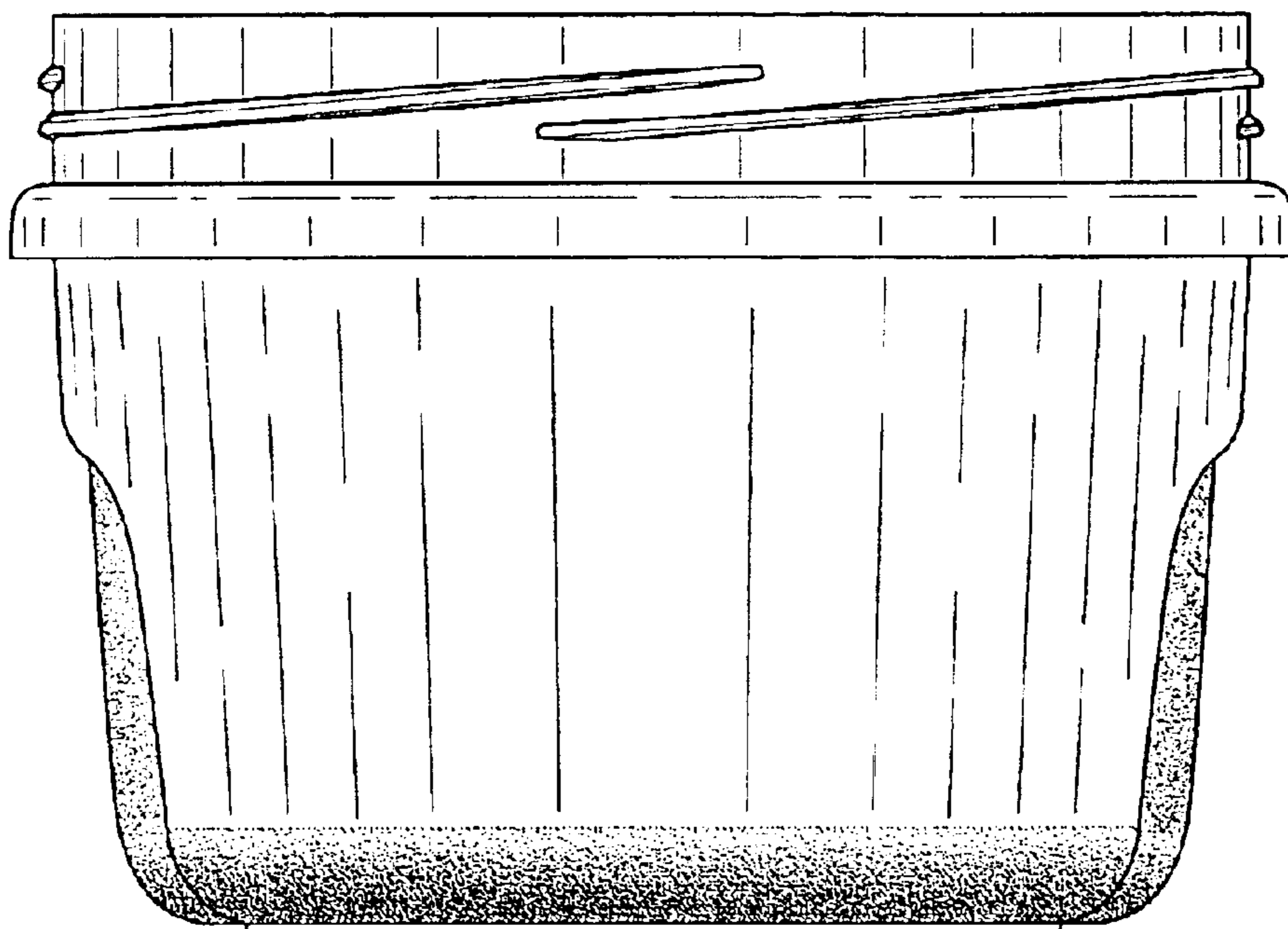


FIG. 2

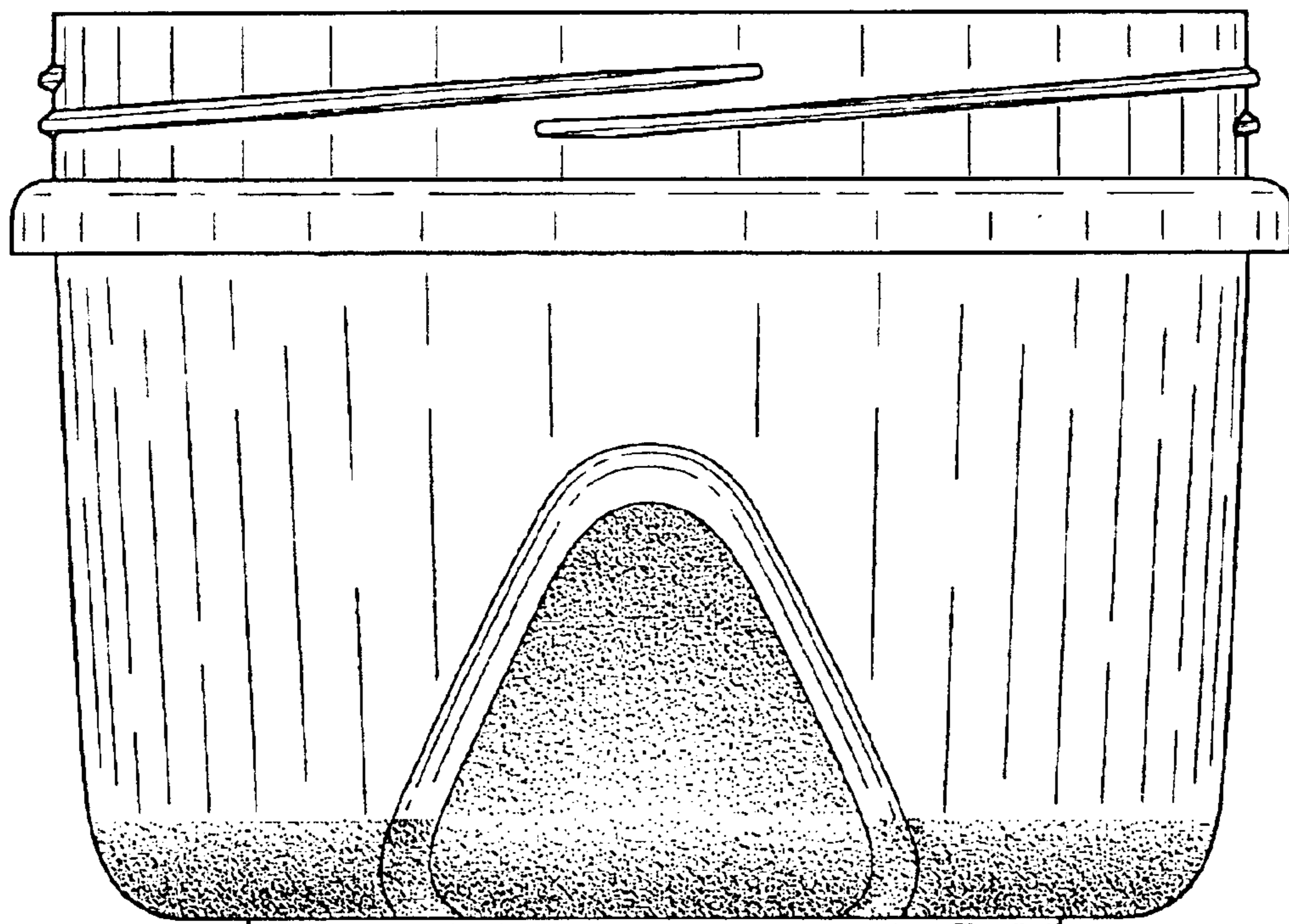


FIG. 3

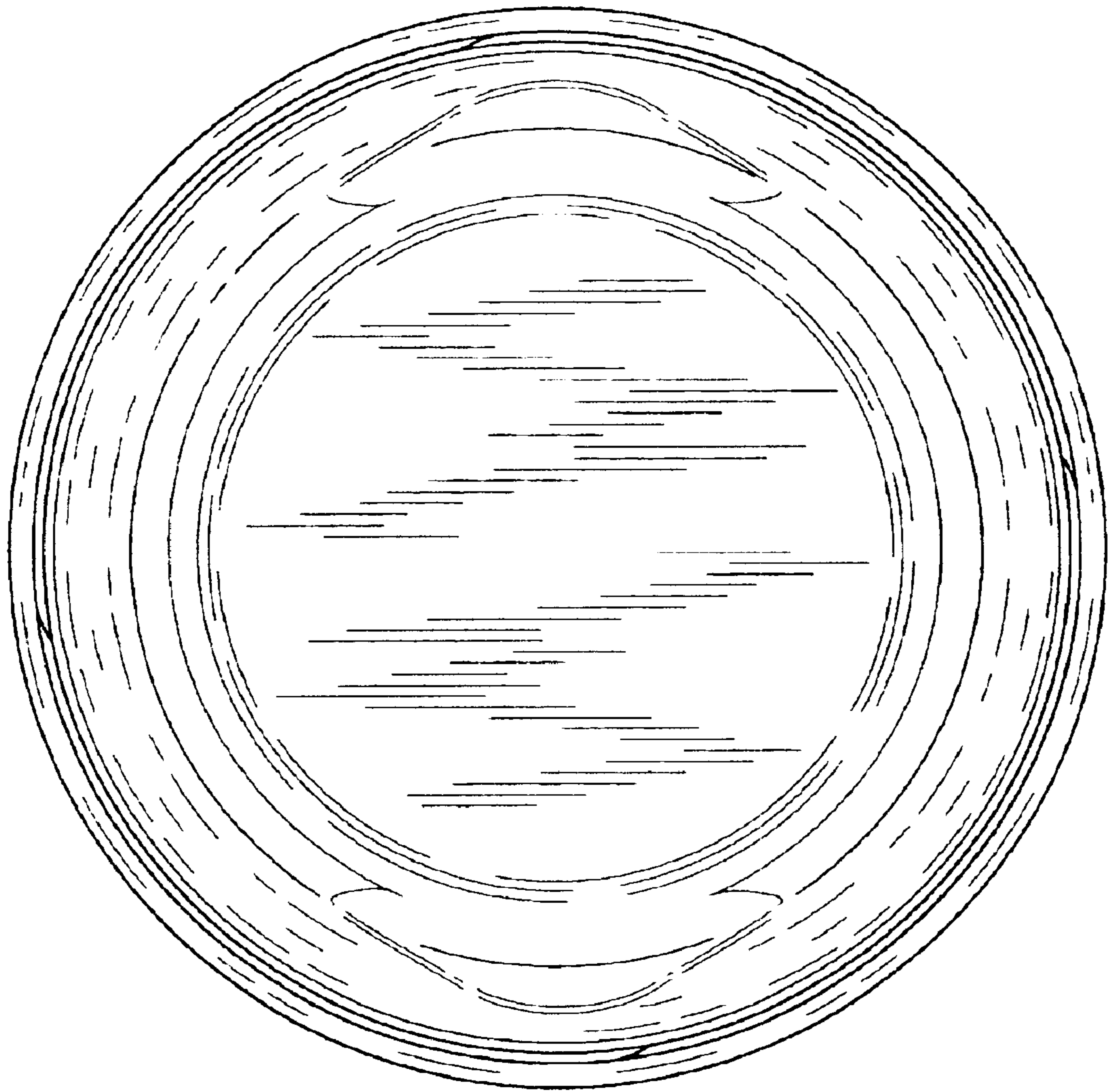


FIG. 4

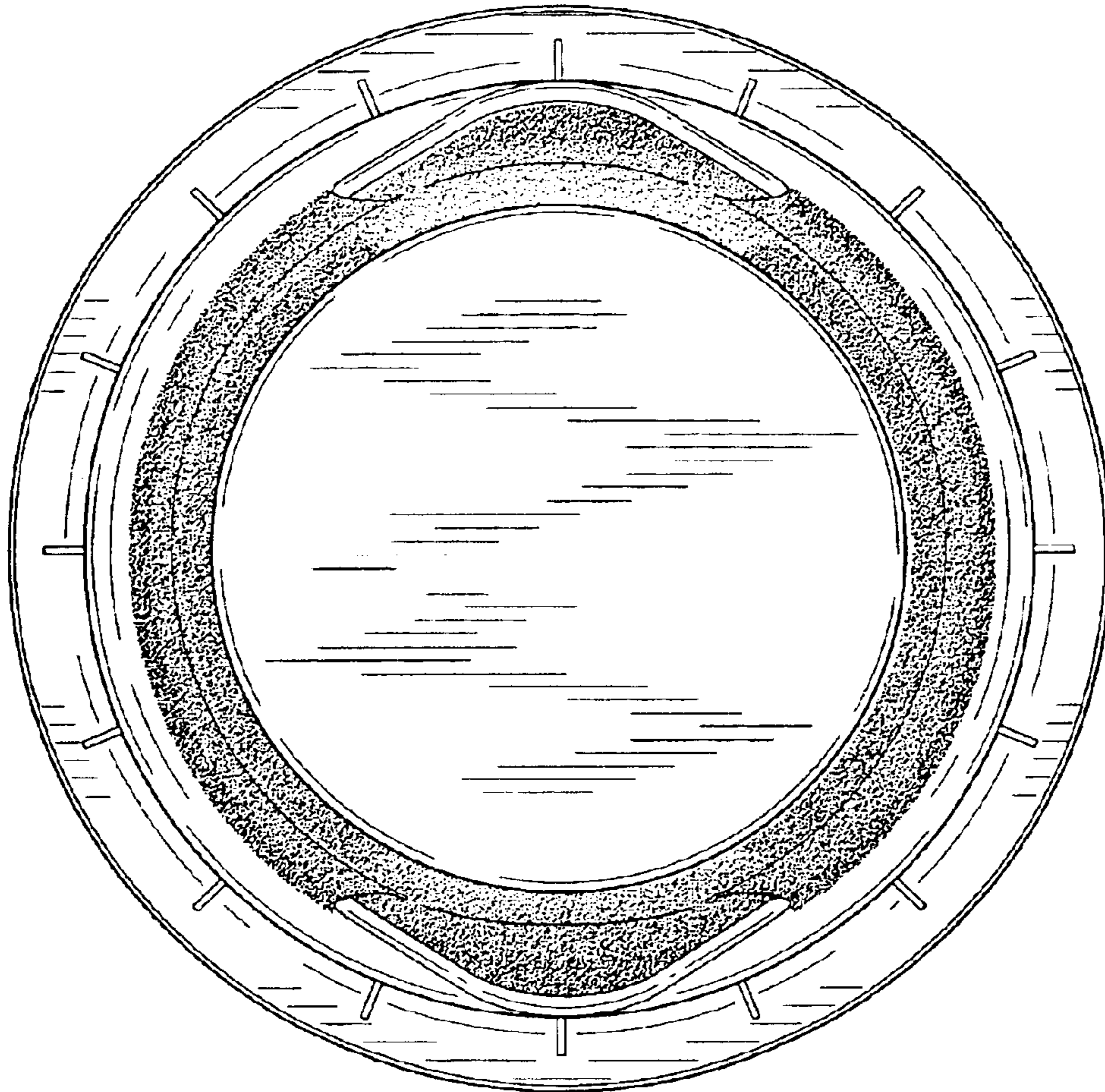


FIG. 5