



US00D507917S

(12) **United States Design Patent**  
**Valdez et al.**

(10) **Patent No.: US D507,917 S**  
(45) **Date of Patent: \*\* Aug. 2, 2005**

(54) **POT RACK**  
(75) Inventors: **Sam Valdez**, Monterrey (MX);  
**Frederic Zurcher**, Overland Park, KS  
(US)

D392,133 S \* 3/1998 Chen ..... D6/513  
D406,972 S \* 3/1999 McCoy ..... D6/513  
D408,666 S \* 4/1999 Sorensen et al. .... D6/513  
D455,922 S \* 4/2002 Rafoth et al. .... D6/513  
D468,942 S \* 1/2003 Rafoth et al. .... D6/513  
D469,286 S \* 1/2003 Rafoth et al. .... D6/513

(73) Assignee: **Chevro International, Inc.**, Lenexa,  
KS (US)

\* cited by examiner

(\*\*) Term: **14 Years**

*Primary Examiner*—Brian N Vinson

(74) *Attorney, Agent, or Firm*—Chase Law Firm, L.C.

(21) Appl. No.: **29/206,647**

(57) **CLAIM**

(22) Filed: **Jun. 2, 2004**

The ornamental design for a pot rack, as shown and described.

(51) **LOC (8) Cl.** ..... **06-06**

(52) **U.S. Cl.** ..... **D6/513**

(58) **Field of Search** ..... D6/512–514, 566;  
211/13.1, 70.1, 70.6, 113, 71.01, 86.01,  
119; 248/200, 302, 309.1, 317, 318, 339,  
340, 343

**DESCRIPTION**

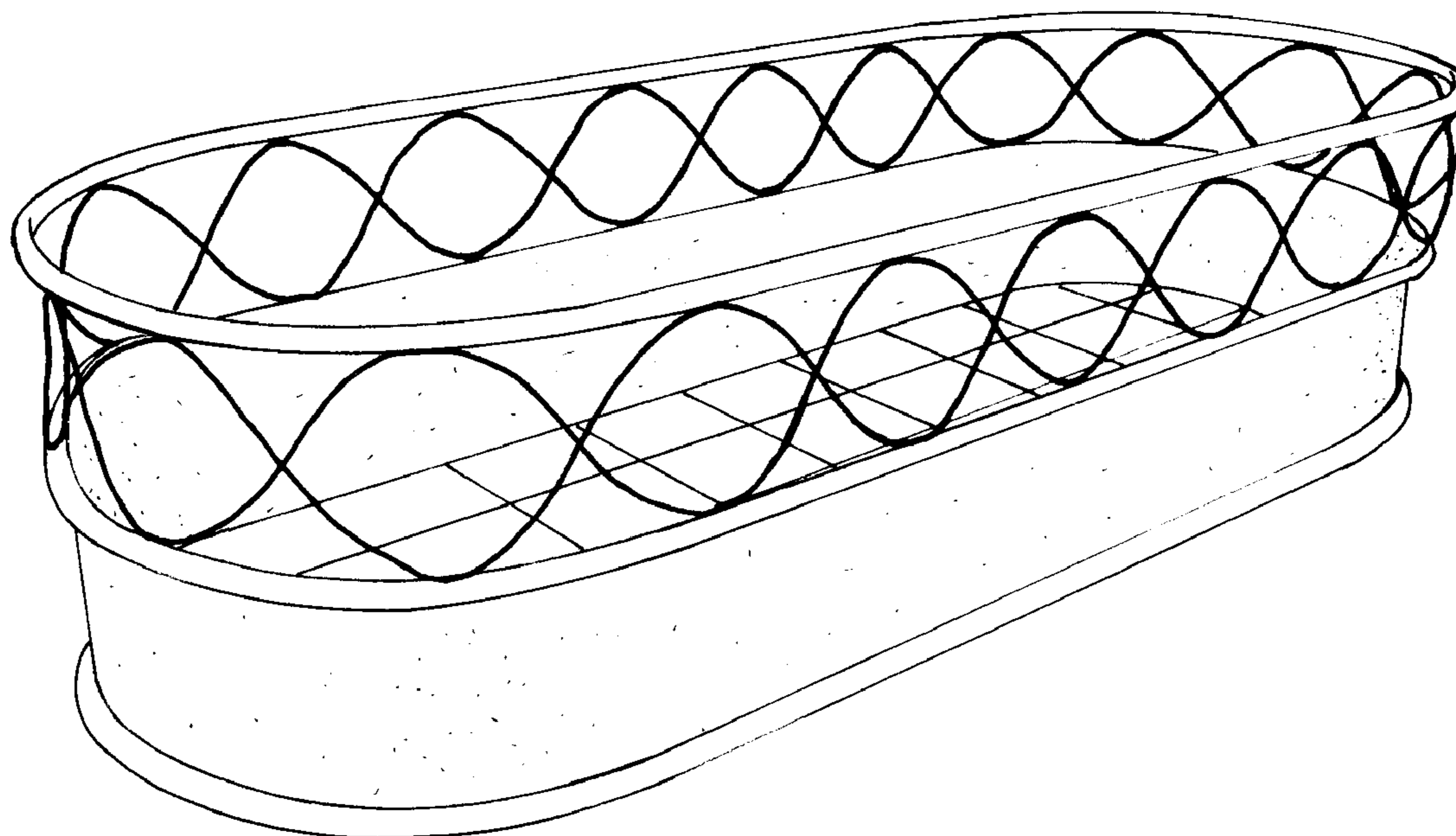
FIG. 1 is a front view showing our new design, the rear view being basically a mirror image thereof;  
FIG. 2 is a top view showing our new design, the bottom view being basically a mirror image thereof;  
FIG. 3 is a left side view showing our new design, the right side view being basically a mirror image thereof; and,  
FIG. 4 is a perspective view showing our new design.

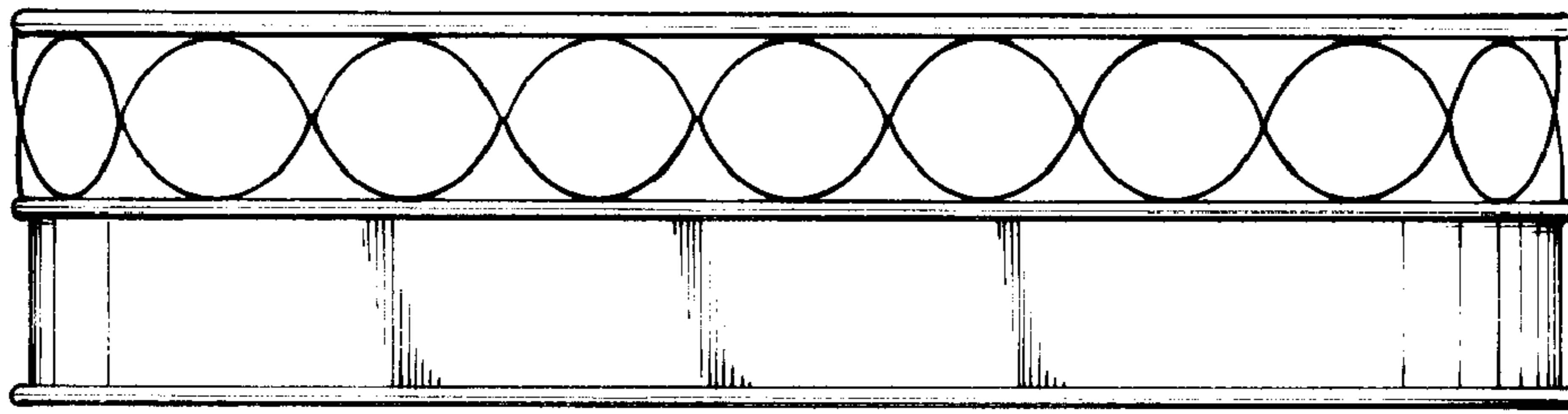
(56) **References Cited**

**U.S. PATENT DOCUMENTS**

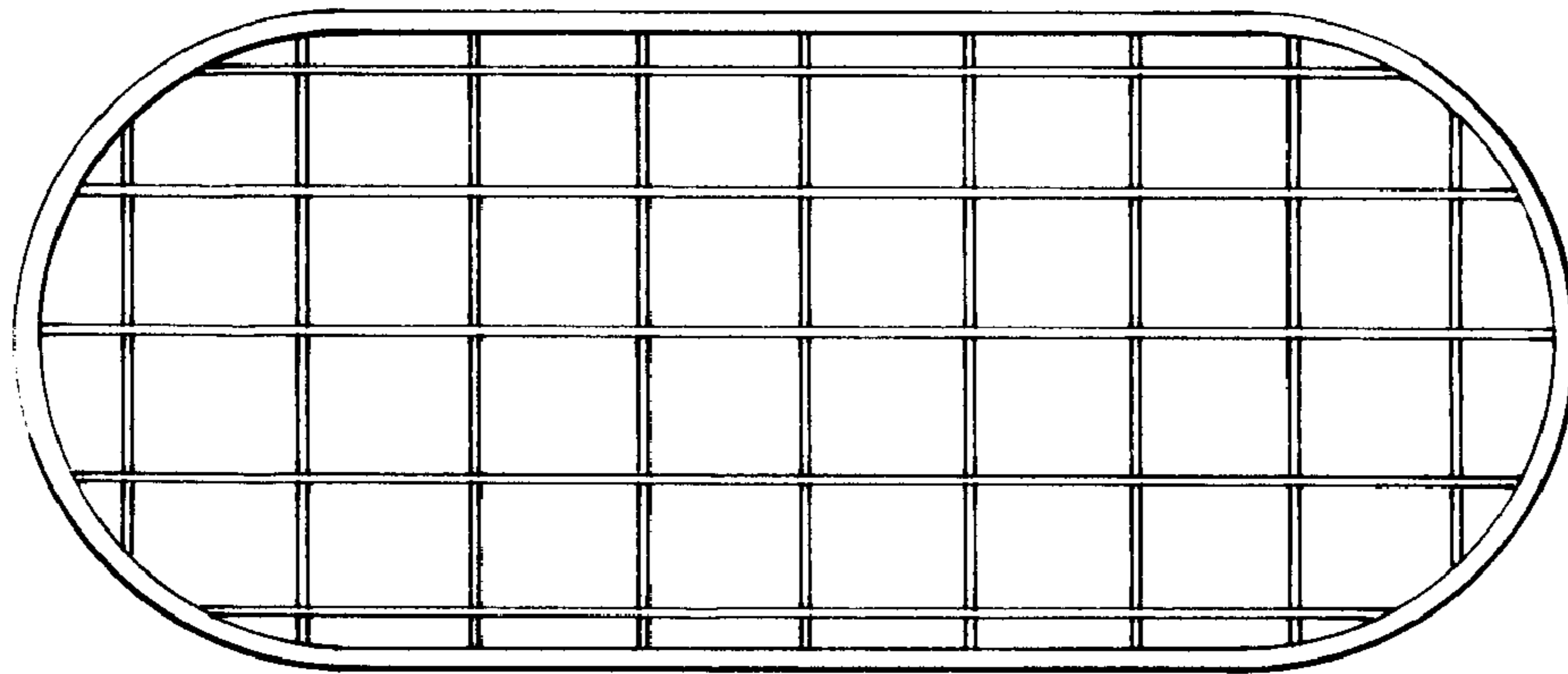
4,714,166 A \* 12/1987 Hann et al. .... 211/113

**1 Claim, 2 Drawing Sheets**

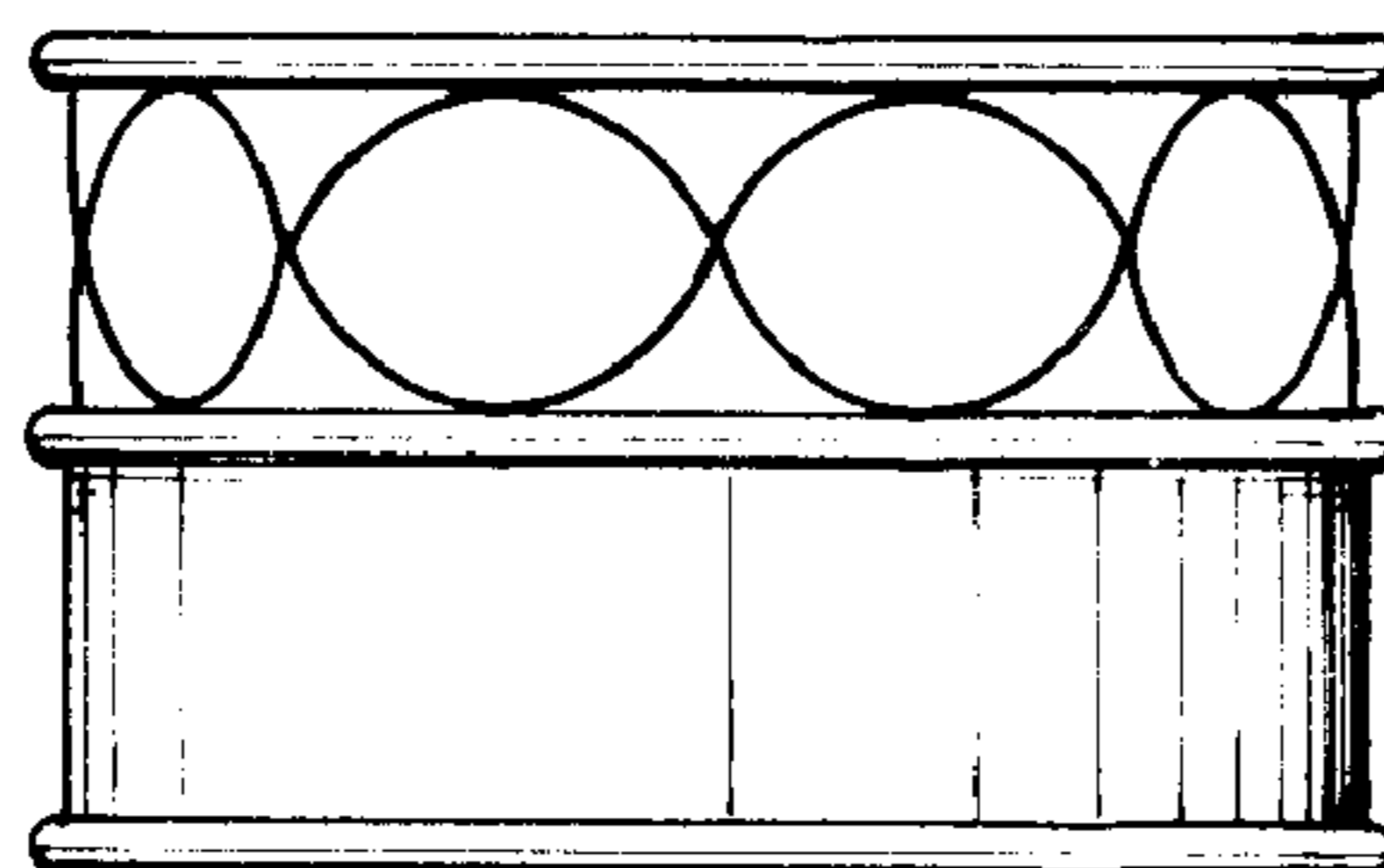




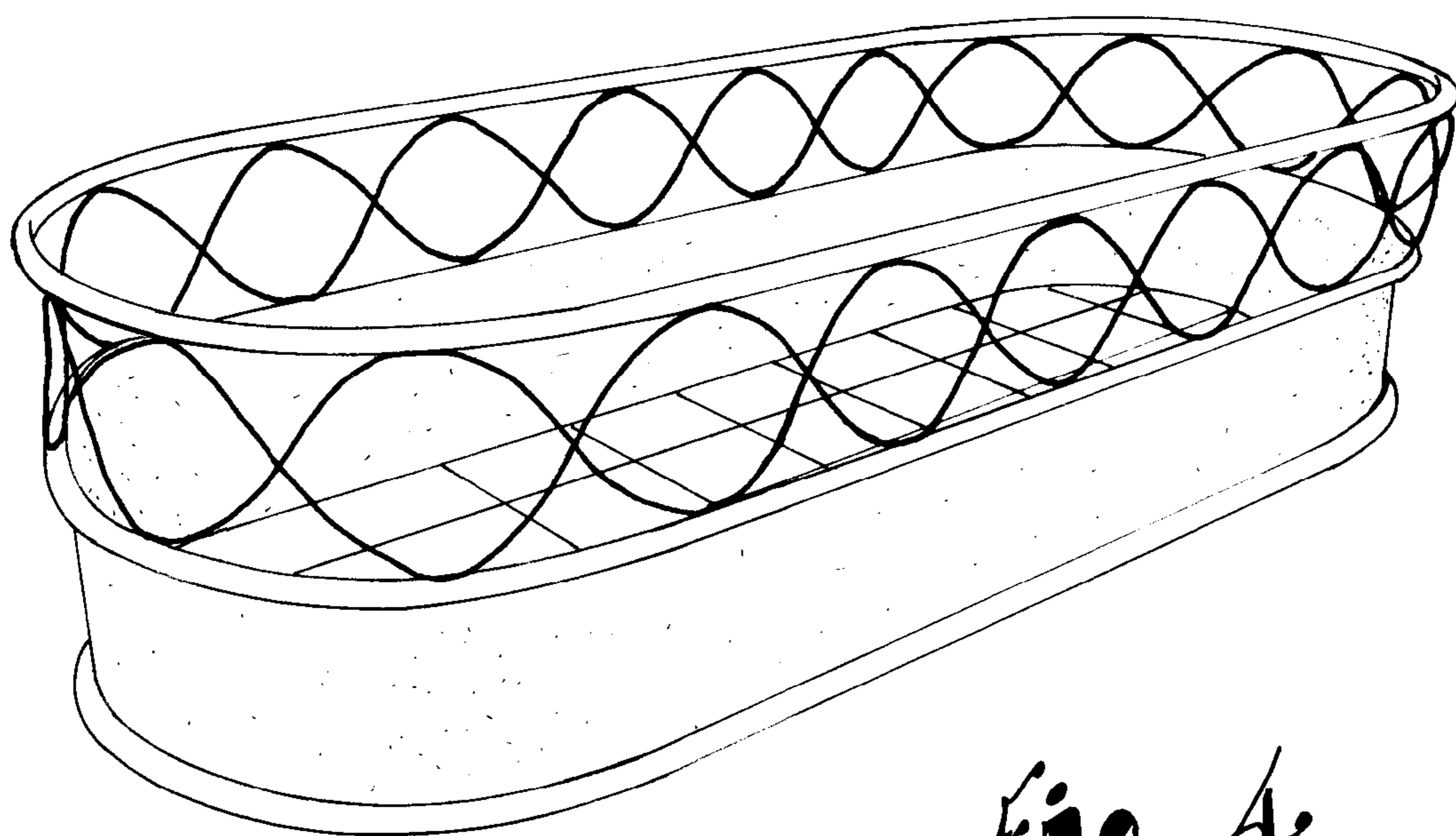
*Fig. 1*



*Fig. 2*



*Fig. 3*



*Fig. 4*