

US00D507915S

(12) **United States Design Patent**
Nagel

(10) **Patent No.: US D507,915 S**
(45) **Date of Patent: ** Aug. 2, 2005**

(54) **SHELF DIVIDER FOR MERCHANDIZE DISPLAYS**

(75) Inventor: **Thomas O. Nagel**, Blairstown, NJ (US)

(73) Assignee: **Trion Industries, Inc.**, Wilkes-Barre, PA (US)

(**) Term: **14 Years**

(21) Appl. No.: **29/185,224**

(22) Filed: **Jun. 24, 2003**

(51) **LOC (8) Cl.** **06-06**

(52) **U.S. Cl.** **D6/511**

(58) **Field of Search** D6/418, 509-511,
D6/491, 492; D3/319; 108/60, 139, 147.12,
184; 211/90.01-90, 100, 107, 111, 119.03,
133.4, 153, 184

(56) **References Cited**

U.S. PATENT DOCUMENTS

3,269,558	A	*	8/1966	Hess	211/184
4,376,521	A	*	3/1983	Walters	248/206.3
4,752,010	A	*	6/1988	Holztrager	211/90.02
4,768,661	A	*	9/1988	Pfeifer	211/184
4,858,774	A	*	8/1989	Winter et al.	211/184
4,898,355	A	*	2/1990	Steinway	248/235
D311,469	S	*	10/1990	Miller	D6/491
5,803,276	A	*	9/1998	Vogler	211/184
5,960,965	A	*	10/1999	Saunders	211/35
6,164,610	A	*	12/2000	Santiago	248/235

D458,781	S	*	6/2002	Cook et al.	D6/511
D473,080	S	*	4/2003	Kellogg	D6/491
D479,930	S	*	9/2003	Cook et al.	D6/511
6,629,679	B1	*	10/2003	Wilks	248/251
D482,913	S	*	12/2003	Lingvall	D6/509

FOREIGN PATENT DOCUMENTS

WO WO 99/63864 12/1999

* cited by examiner

Primary Examiner—Cathron C. Brooks

(74) *Attorney, Agent, or Firm*—Schweitzer Cornman Gross & Bondell LLP

(57) **CLAIM**

The ornamental design for a shelf divider for merchandize displays, as shown and described.

DESCRIPTION

FIG. 1 is a side elevational view of a shelf divider for merchandize displays according to the invention.

FIG. 2. is a top plan view thereof.

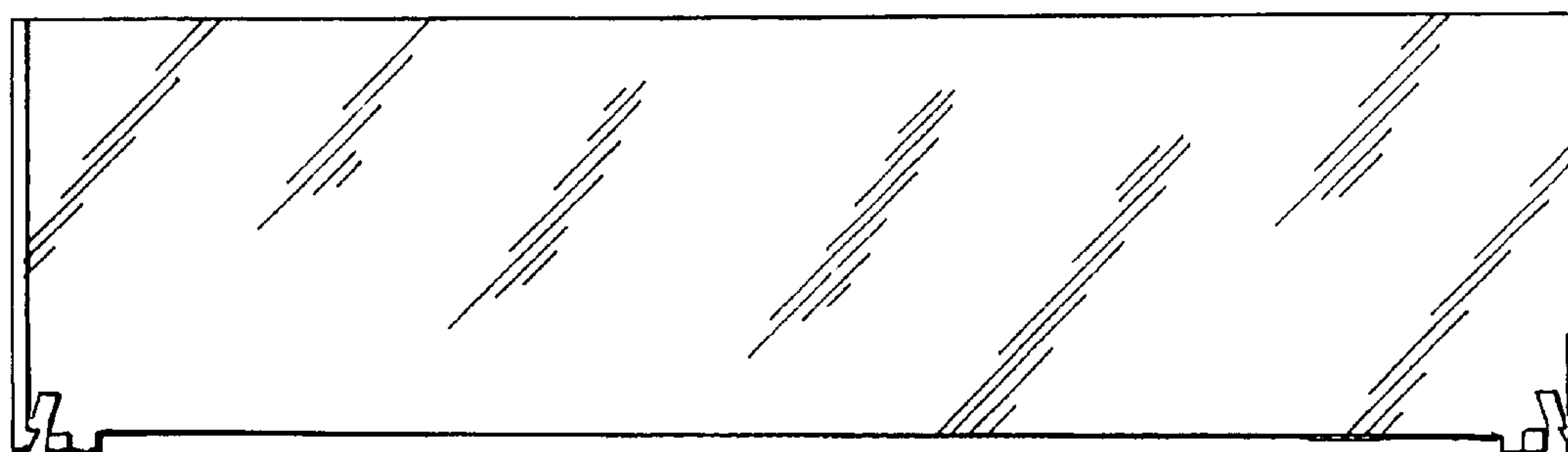
FIG. 3 is an end elevational view thereof.

FIG. 4 is an end elevational view thereof from the opposite end.

FIG. 5 is a highly enlarged view of a lower portion thereof at one end, there being a mirror image thereof at the opposite end; and,

FIG. 6 is a bottom plan view of the portion thereof shown in FIG. 5.

1 Claim, 2 Drawing Sheets



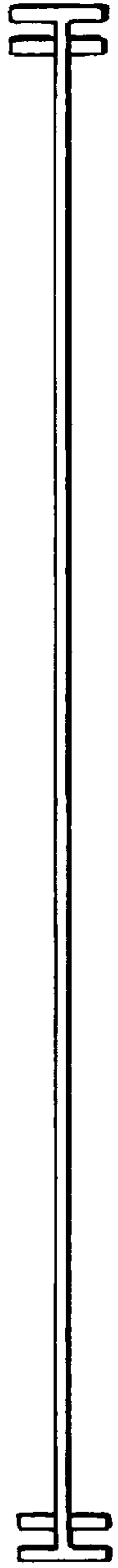


FIG. 2

FIG. 1

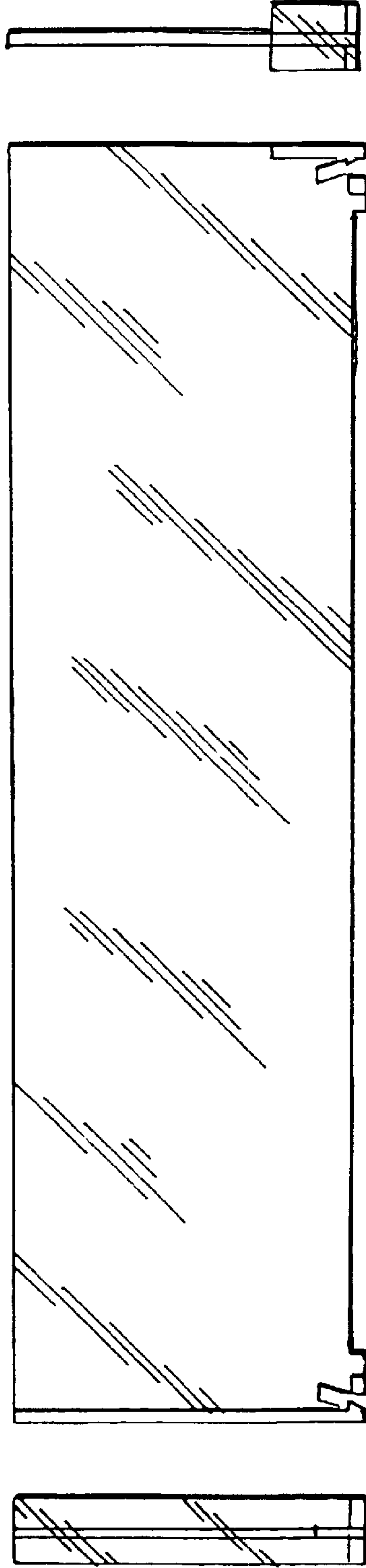


FIG. 3

FIG. 4

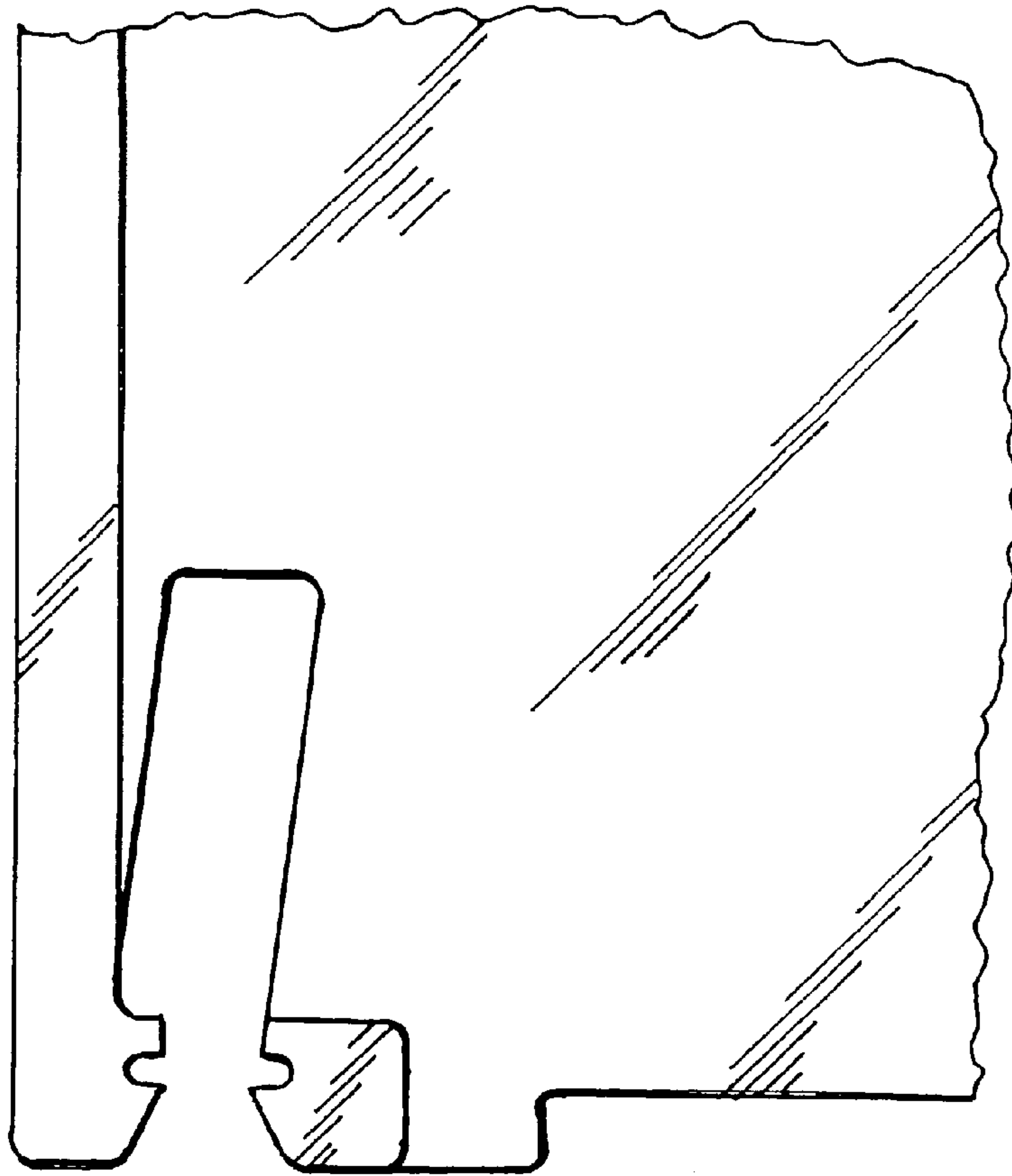


FIG. 5

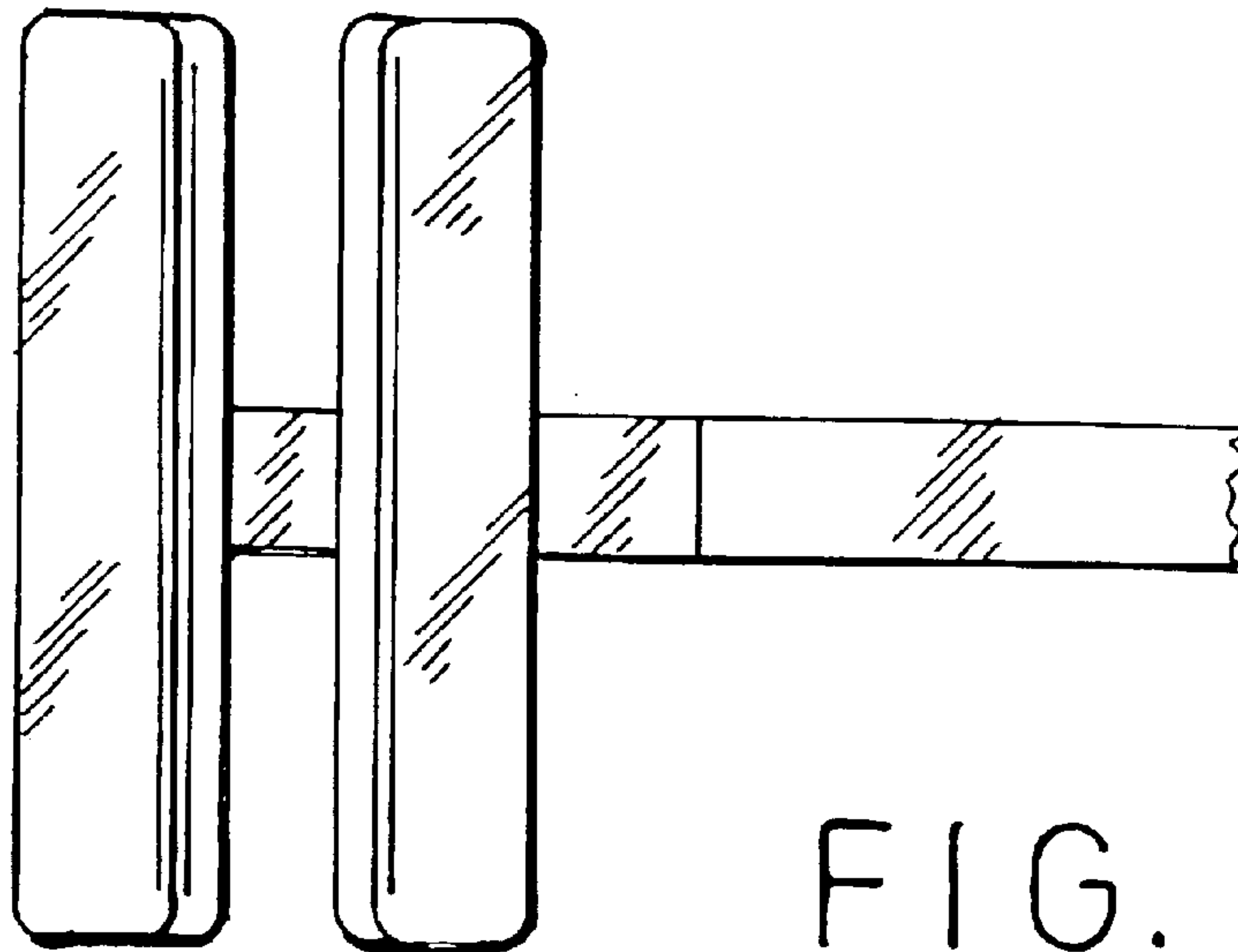


FIG. 6