

US00D507912S

(12) **United States Design Patent**  
**Dortch**

(10) **Patent No.:** **US D507,912 S**  
(45) **Date of Patent:** **\*\* Aug. 2, 2005**

(54) **HEADBOARD**

(75) **Inventor:** **Richard M. Dortch**, Martinsville, VA (US)

(73) **Assignee:** **American Furniture Company, Inc.**, Martinsville, VA (US)

(\*\*) **Term:** **14 Years**

(21) **Appl. No.:** **29/202,945**

(22) **Filed:** **Apr. 7, 2004**

(51) **LOC (8) Cl.** ..... **06-06**

(52) **U.S. Cl.** ..... **D6/505**

(58) **Field of Search** ..... D6/382, 383, 390-395, D6/505-508, 300; 5/53.1, 907, 279.1, 280, 281, 308

(56) **References Cited**

**U.S. PATENT DOCUMENTS**

- D355,548 S \* 2/1995 Schroeder ..... D6/505
- D368,178 S \* 3/1996 Walters et al. .... D6/393
- D433,850 S \* 11/2000 Camfferman ..... D6/491

**OTHER PUBLICATIONS**

Pennsylvania House, Jun. 1994, p. 139, bed at top.\*

Pennsylvania House, Jun. 1994, p. 111, bed at bottom left.\*

\* cited by examiner

*Primary Examiner*—Janice E. Seeger

(74) *Attorney, Agent, or Firm*—John M. Harrington; Kilpatrick Stockton LLP

(57) **CLAIM**

I claim the ornamental design for a headboard, as shown and described.

**DESCRIPTION**

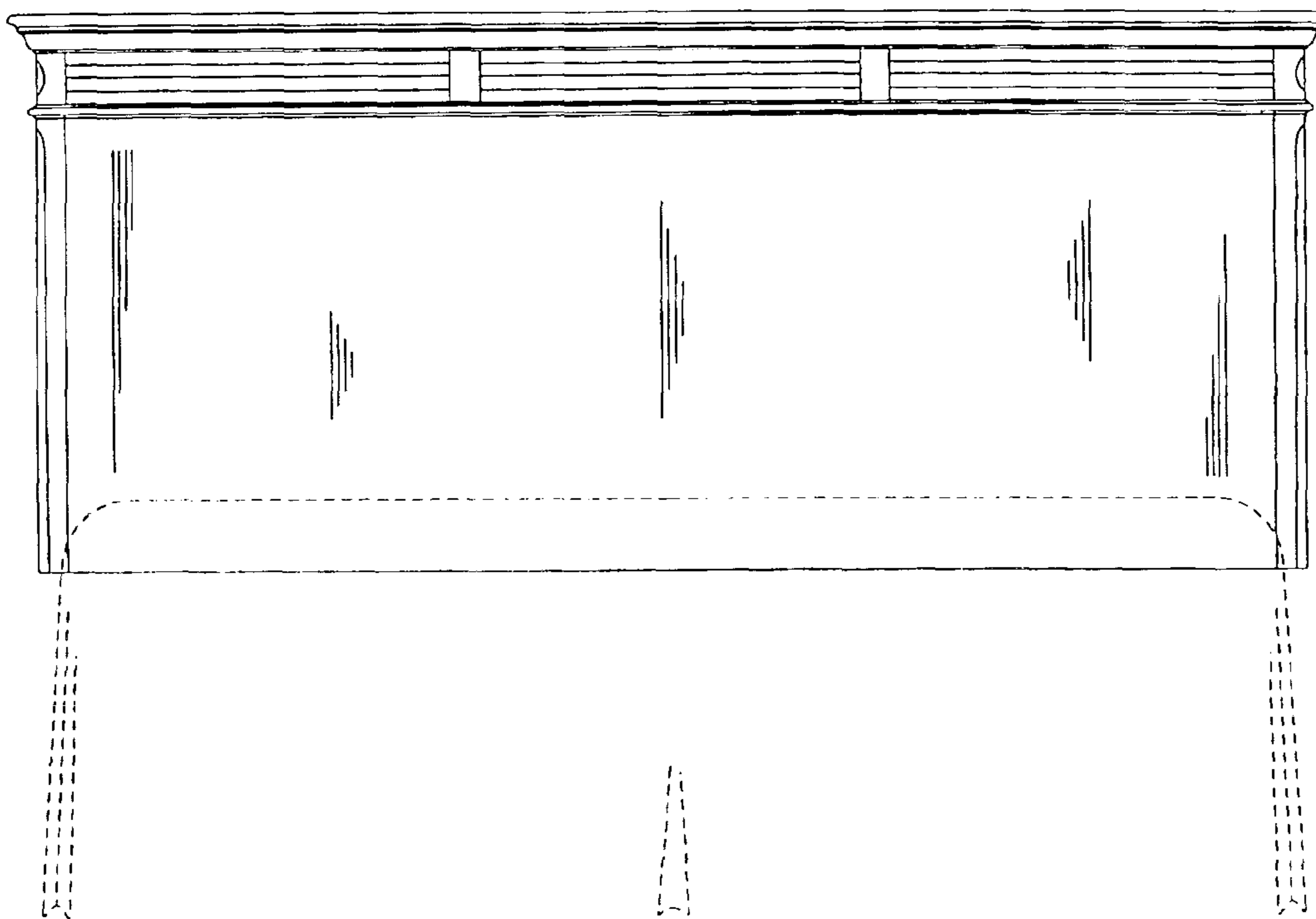
FIG. 1 is a front view of a headboard of an embodiment the present invention.

FIG. 2 is a right side view of a headboard of an embodiment of the present invention, the left side view of the headboard being a mirror image thereof; and,

FIG. 3 is a perspective view, showing the top portion of the headboard and its louvered design separately for convenience of illustration.

The broken lines shown are for illustrative purposes only and form no part of the claimed design.

**1 Claim, 2 Drawing Sheets**



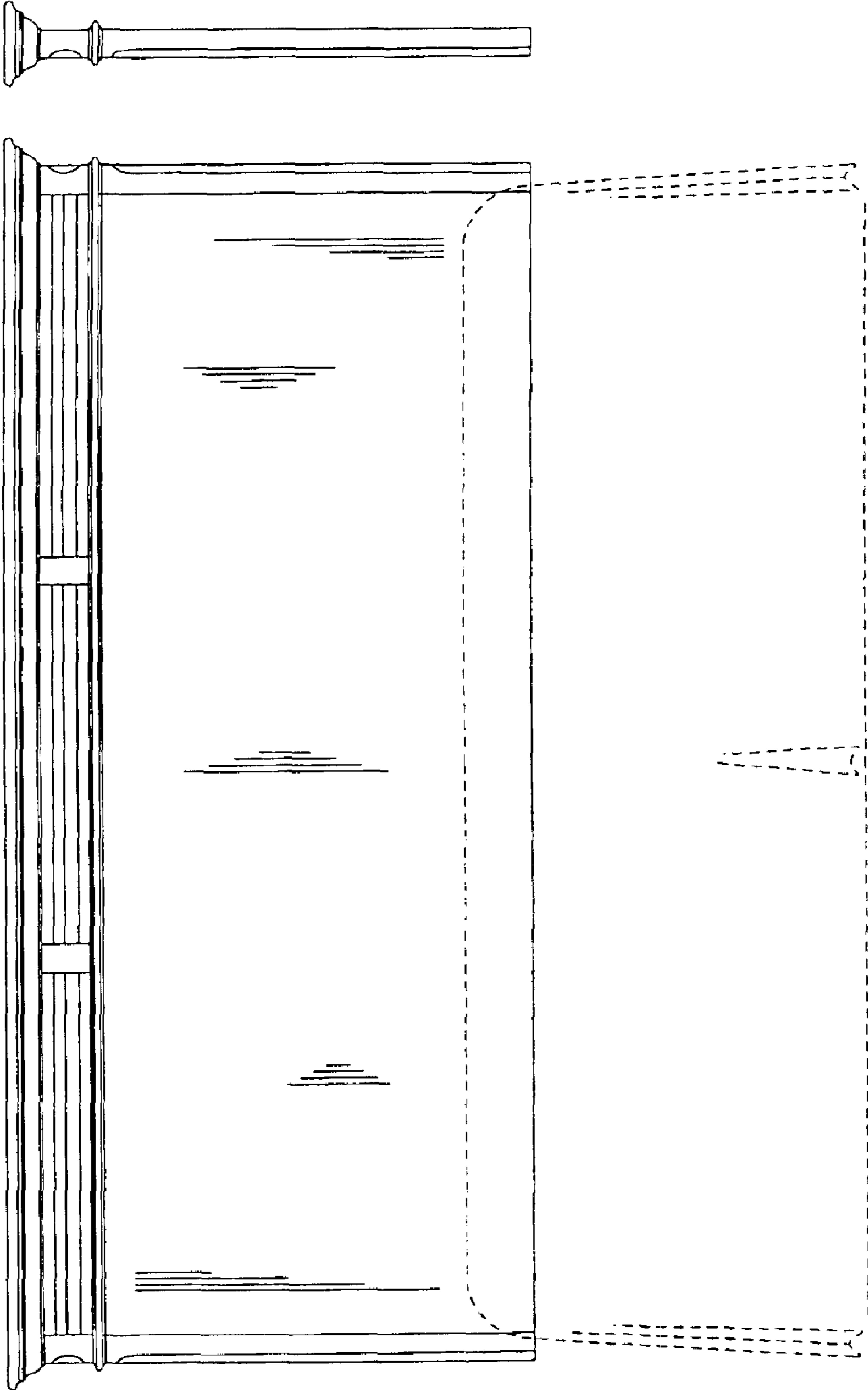


Fig. 2

Fig. 1




Fig. 3