

US00D507896S

(12) **United States Design Patent**  
**DeGiulio**

(10) **Patent No.:** **US D507,896 S**

(45) **Date of Patent:** **\*\* Aug. 2, 2005**

(54) **CABINET**

(76) **Inventor:** **Michael DeGiulio**, 139 Tudor Pl.,  
Kenilworth, IL (US) 60043

(\*\*) **Term:** **14 Years**

(21) **Appl. No.:** **29/205,962**

(22) **Filed:** **May 24, 2004**

(51) **LOC (8) Cl.** ..... **06-04**

(52) **U.S. Cl.** ..... **D6/446**

(58) **Field of Search** ..... D6/432, 436-441,  
D6/445-448, 470-472; 312/114, 204, 224

(56) **References Cited**

**U.S. PATENT DOCUMENTS**

- D293,526 S \* 1/1988 Keller ..... D6/446
- D304,004 S \* 10/1989 Azzolina ..... D6/446
- D449,464 S \* 10/2001 Hutton ..... D6/446

**OTHER PUBLICATIONS**

Thomasville, Essence Door Chest, p. 6 1986.\*

\* cited by examiner

*Primary Examiner*—Cathron C. Brooks

(74) *Attorney, Agent, or Firm*—Brinks Hofer Gilson &  
Lione

(57) **CLAIM**

I claim the ornamental design for cabinet, as shown and  
described.

**DESCRIPTION**

FIG. 1 is a perspective view of a cabinet of the present  
invention;

FIG. 2 is a front view thereof;

FIG. 3 is a top view thereof;

FIG. 4 is a rear view thereof;

FIG. 5 is a bottom view thereof;

FIG. 6 is a first side view thereof; and,

FIG. 7 is a second side view thereof.

**1 Claim, 4 Drawing Sheets**




Fig. 1




Fig. 2




Fig. 3




Fig. 4




Fig. 5




Fig. 6




Fig. 7

