



US00D507883S

(12) **United States Design Patent**  
**Startek**

(10) **Patent No.:** **US D507,883 S**

(45) **Date of Patent:** **\*\* Aug. 2, 2005**

(54) **CARRYING HANDLE**

(76) **Inventor:** **Richard Startek**, 975 Queenston Road,  
Stoney Creek, ON (CA), L8G 1B8

(\*\*) **Term:** **14 Years**

(21) **Appl. No.:** **29/188,904**

(22) **Filed:** **Aug. 27, 2003**

(51) **LOC (8) Cl.** ..... **03-99**

(52) **U.S. Cl.** ..... **D3/328**

(58) **Field of Search** ..... D3/279, 282, 318,  
D3/328, 324; D8/302, 306, 316, 317, 319,  
320; D34/24, 26; 190/18 A, 39, 102, 103,  
111, 115; 280/37, 47.26, 655, 655.1; 16/110.1,  
113.1, 114.1, 405, 406, 408, 445, 421,  
422, 429, 430, 431; D9/434, 455; 294/137,  
158, 159, 170

(56) **References Cited**

**U.S. PATENT DOCUMENTS**

D137,712 S \* 4/1944 Miano ..... 294/170  
2,458,883 A \* 1/1949 Trogman ..... 294/170  
D340,863 S \* 11/1993 Daigle ..... D9/434

5,667,266 A \* 9/1997 Giocanti ..... 294/159  
D455,348 S \* 4/2002 Fludd ..... D9/434  
D492,332 S \* 6/2004 Boyd ..... D9/434

\* cited by examiner

*Primary Examiner*—Louis S. Zarfaz  
*Assistant Examiner*—Monica A. Weingart

(57) **CLAIM**

The ornamental design for a carrying handle, as shown and described.

**DESCRIPTION**

FIG. 1 is a top plan view of a carrying handle showing my new design;  
FIG. 2 is a left side elevational view thereof;  
FIG. 3 is a front elevational view thereof;  
FIG. 4 is a right side elevational view thereof;  
FIG. 5 is a bottom plan view thereof;  
FIG. 6 is a front perspective view thereof;  
FIG. 7 is a bottom perspective view thereof; and,  
FIG. 8 is a cross sectional view taken along the lines 8—8 of FIG. 3.

**1 Claim, 4 Drawing Sheets**

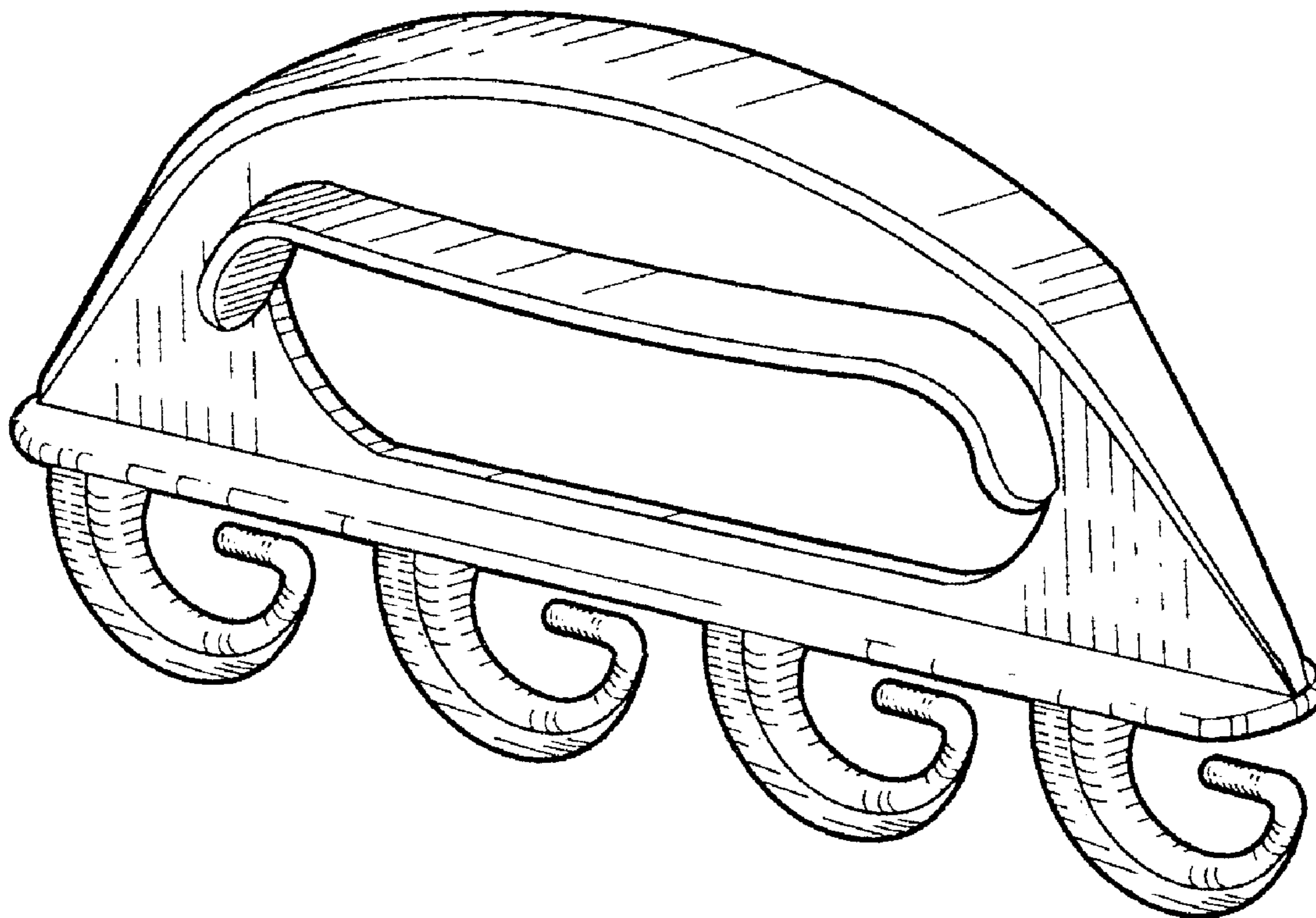




FIG. 1



8

FIG. 3



8

FIG. 2




FIG. 4


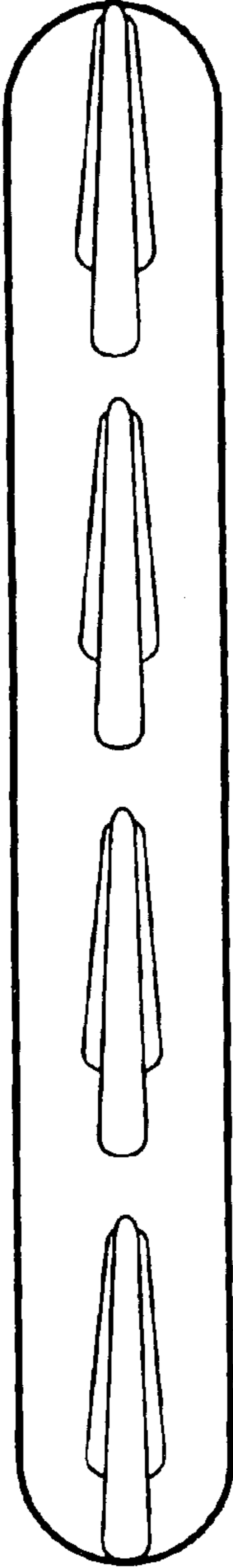


FIG. 5



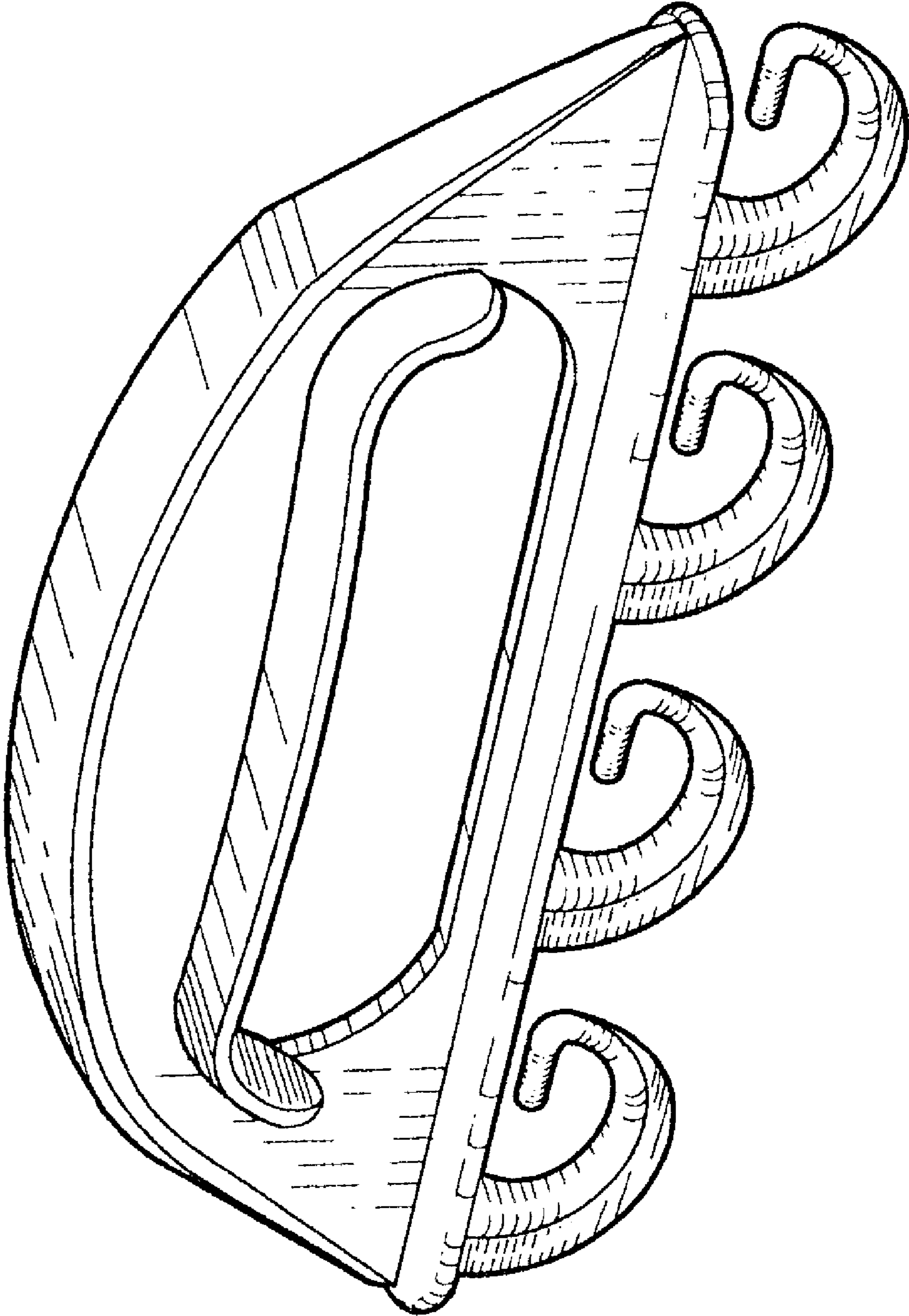
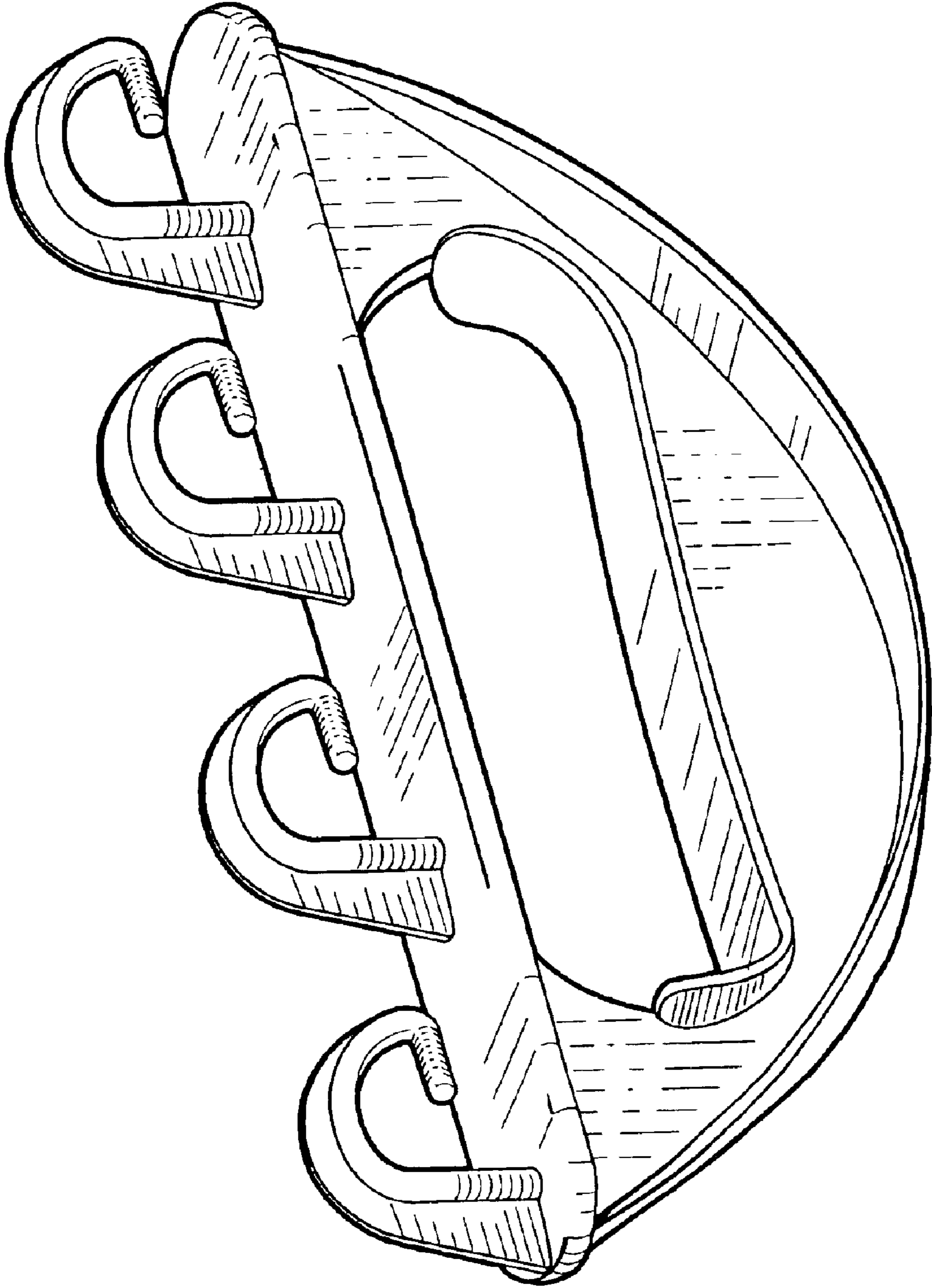


FIG.-6

FIG.- 7



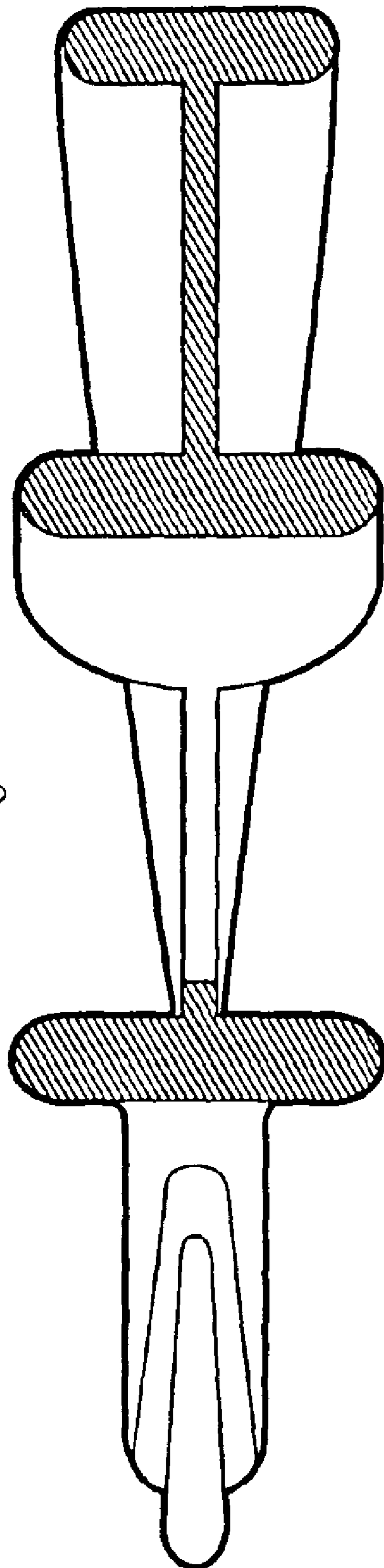


FIG. 8