

US00D507881S

(12) **United States Design Patent**  
**Kotorov et al.**

(10) **Patent No.:** **US D507,881 S**

(45) **Date of Patent:** **\*\* Aug. 2, 2005**

(54) **TOP SURFACE OF HANDBAG FLAP**

(76) Inventors: **Radoslav P. Kotorov**, 10 Landing La.,  
8N, New Brunswick, NJ (US) 08901;  
**Savina L. Kotorov**, 10 Landing La.,  
8N, New York, NY (US) 08901

(\*\*) Term: **14 Years**

(21) Appl. No.: **29/172,498**

(22) Filed: **Dec. 13, 2002**

(51) **LOC (8) Cl.** ..... **03-01**

(52) **U.S. Cl.** ..... **D3/326**

(58) **Field of Search** ..... D3/232, 233, 234,  
D3/235, 237, 238, 242, 243, 245, 246,  
303, 318, 323, 324, 325, 326, 327, 328;  
D9/305; 150/100, 106, 107, 108, 110, 111,  
112, 118, 119, 900; 190/100, 102, 109,  
112, 115, 116, 900, 902; 383/14, 37, 38,  
41, 42, 117, 4, 118, 119, 120, 127, 907

(56) **References Cited**

**U.S. PATENT DOCUMENTS**

D107,510 S \* 12/1937 Felmann ..... D3/246

D141,474 S \* 6/1945 Rath ..... D3/243  
D263,649 S \* 4/1982 Schimmel ..... D3/243  
D280,679 S \* 9/1985 Schimmel ..... D3/246  
D413,724 S \* 9/1999 Freedman ..... D3/245  
6,257,472 B1 \* 7/2001 Freedman ..... 150/108

\* cited by examiner

*Primary Examiner*—Louis S. Zarfes  
*Assistant Examiner*—Monica A. Weingart

(57) **CLAIM**

The ornamental design for a top surface of handbag flap, as shown and described.

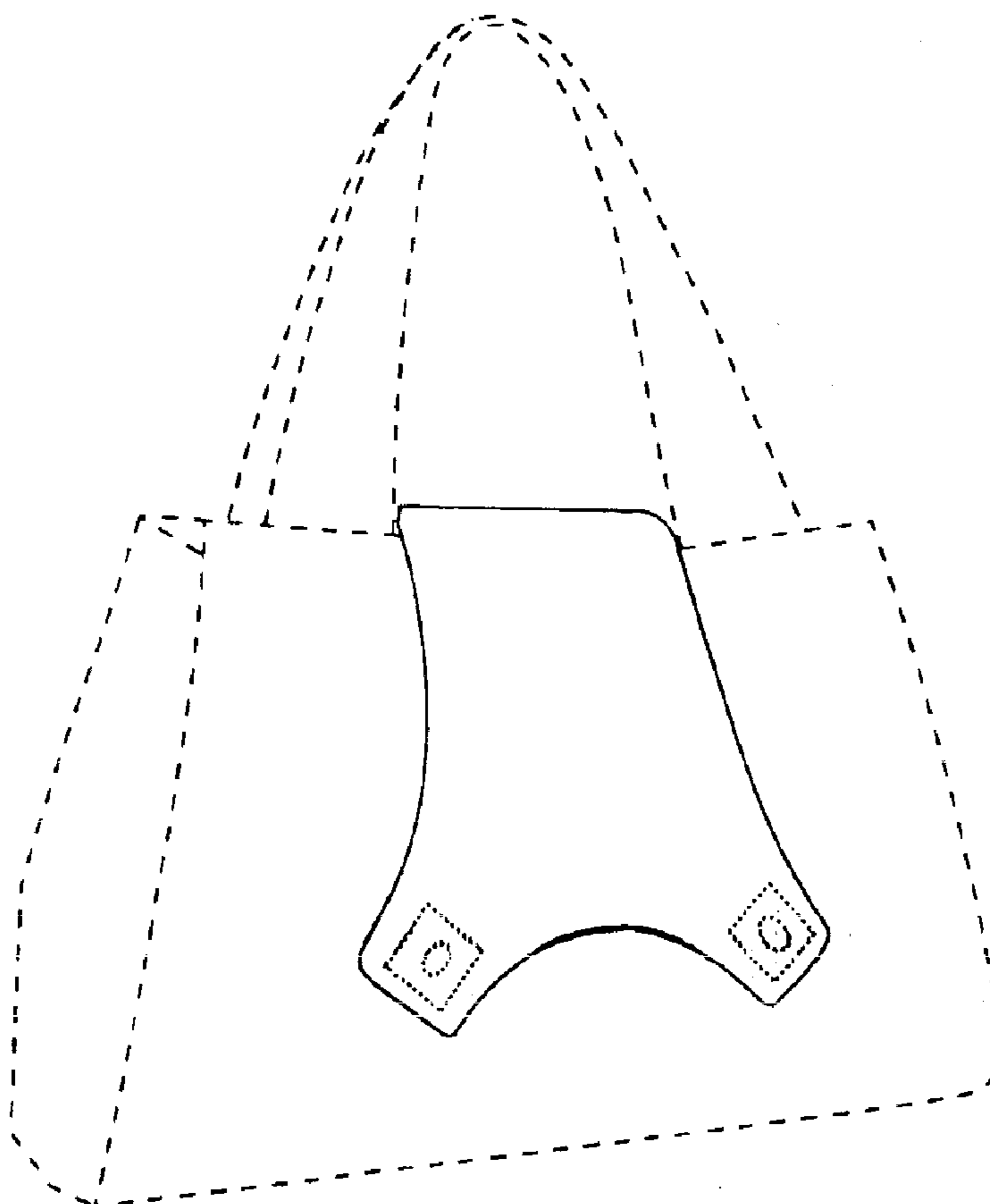
**DESCRIPTION**

FIG. 1 is a top plan view of the top surface of handbag flap showing the new design; and,

FIG. 2 is the left side elevational view of the top surface of handbag flap showing the new design.

The broken line showing of handbags and their clasps, in the views, is for illustrative purposes only and forms no part of the claimed design.

**1 Claim, 1 Drawing Sheet**



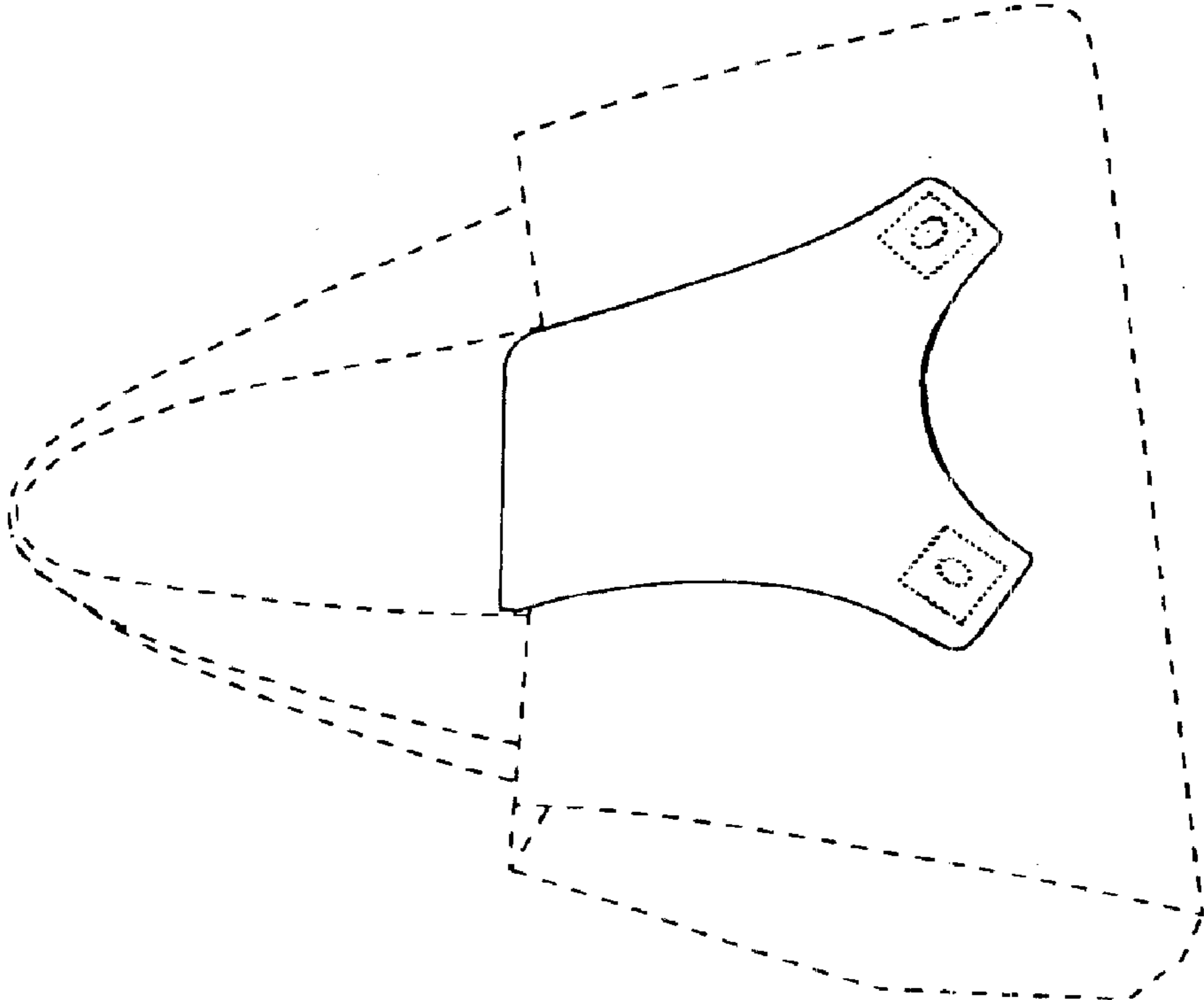


Fig. 2

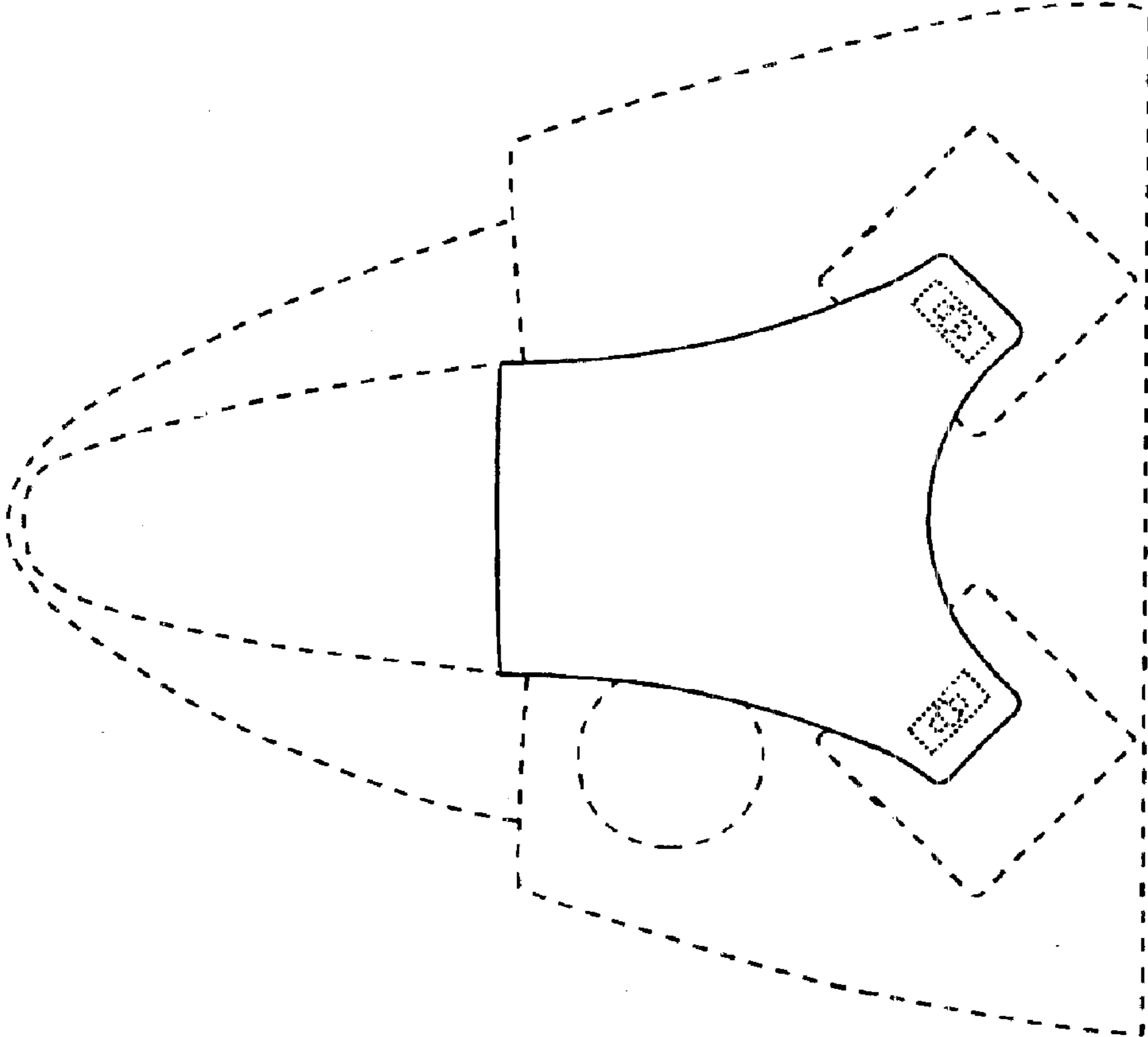


Fig. 1