

US00D507878S

(12) **United States Design Patent**
Kavovit

(10) **Patent No.:** **US D507,878 S**

(45) **Date of Patent:** **** Aug. 2, 2005**

(54) **ROADSIDE KIT**
(75) **Inventor:** **Barbara Kavovit, New York, NY (US)**
(73) **Assignee:** **Barbara K Enterprises, Inc., New York, NY (US)**
(**) **Term:** **14 Years**

D440,765 S * 4/2001 Spence et al. D3/289
D442,368 S * 5/2001 Spence et al. D3/289
D465,923 S * 11/2002 Pangerc et al. D3/289
D465,924 S * 11/2002 Gisser D3/289
D477,711 S * 7/2003 Rossi et al. D3/254
D477,712 S * 7/2003 Rossi et al. D3/254

* cited by examiner

(21) **Appl. No.:** **29/200,640**
(22) **Filed:** **Mar. 2, 2004**

Primary Examiner—Philip S. Hyder
(74) *Attorney, Agent, or Firm*—Schweitzer Cornman Gross & Bondell LLP

(51) **LOC (8) Cl.** **03-01**
(52) **U.S. Cl.** **D3/289; D3/276; D3/905**
(58) **Field of Search** **D3/254, 273, 276, D3/279, 287, 288, 289, 301, 905; 206/349, 372, 373, 803; 190/100, 110, 109, 111, 112, 903; 150/117; 383/110**

(57) **CLAIM**

The ornamental design for a roadside kit, as shown and described.

DESCRIPTION

FIG. 1 is a perspective view of a roadside kit embodying my new design;
FIG. 2 is a plan view thereof;
FIG. 3 is a side elevational view thereof;
FIG. 4 is a rear elevational view thereof; and,
FIG. 5 is a bottom plan view thereof.

(56) **References Cited**
U.S. PATENT DOCUMENTS

D261,572 S * 11/1981 Pelavin et al. D3/289
D265,948 S * 8/1982 Stark D3/289
D387,628 S * 12/1997 Keene D7/607
D434,900 S * 12/2000 Spence et al. D3/279

1 Claim, 3 Drawing Sheets

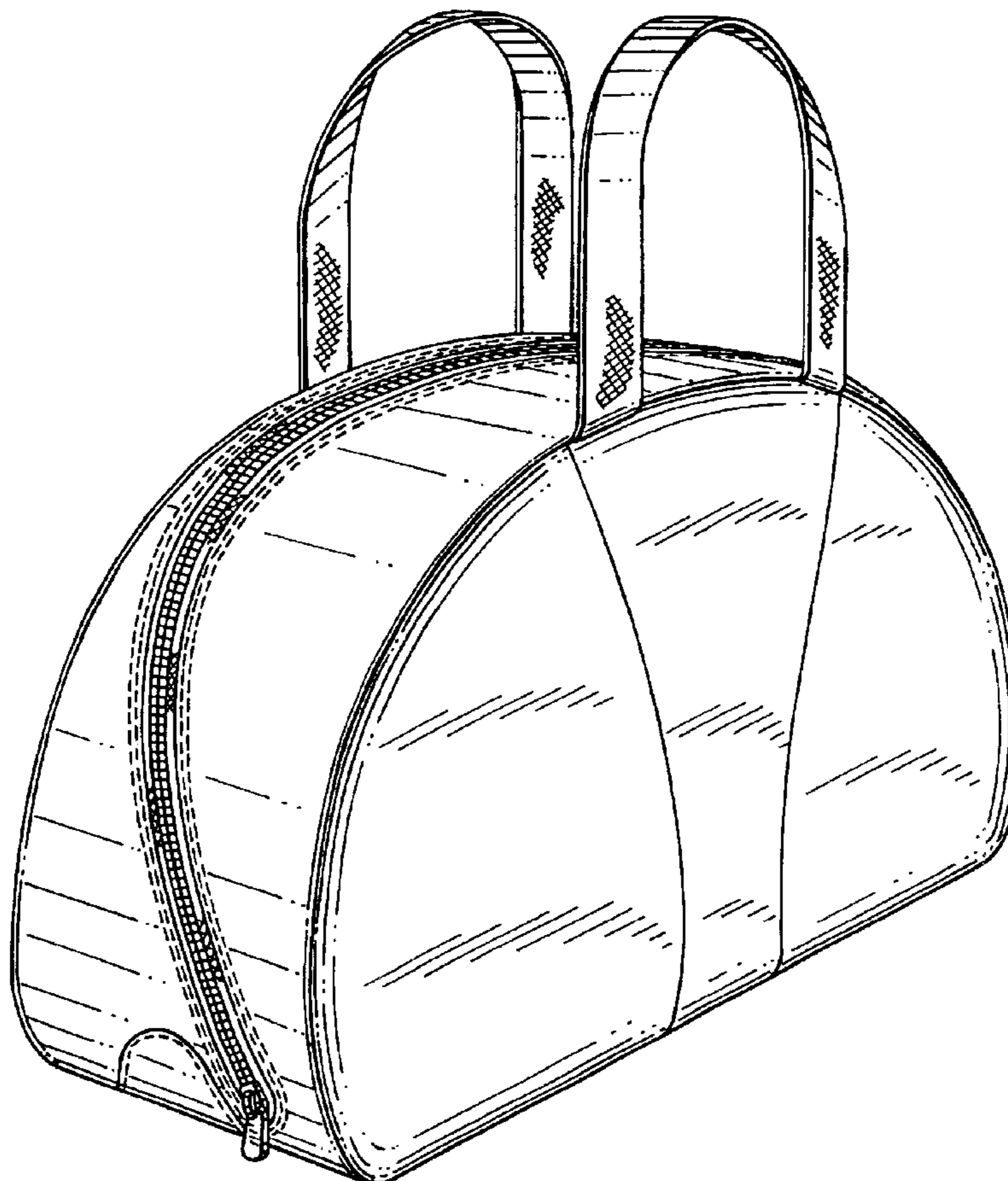


FIG. 1

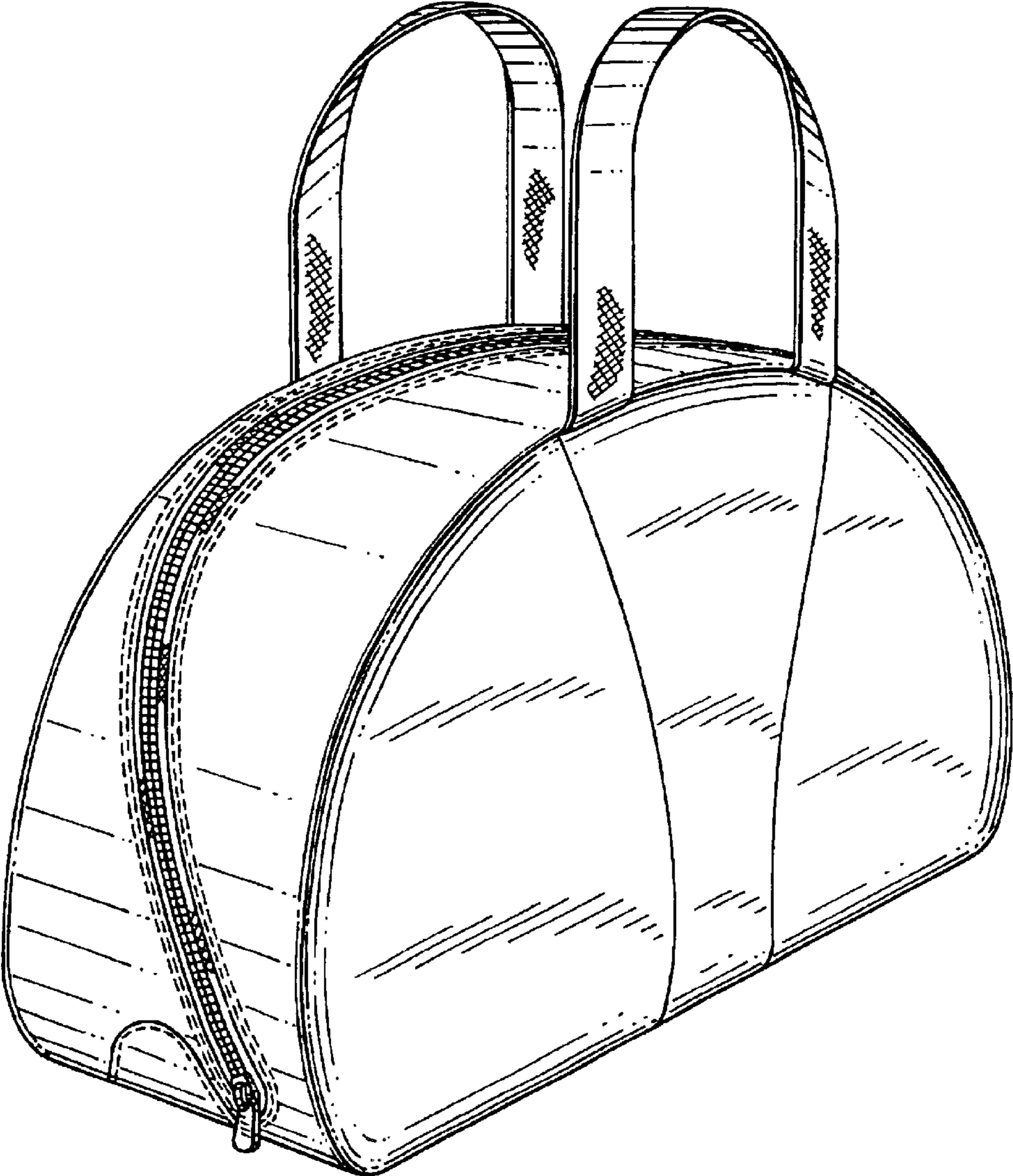


FIG. 2

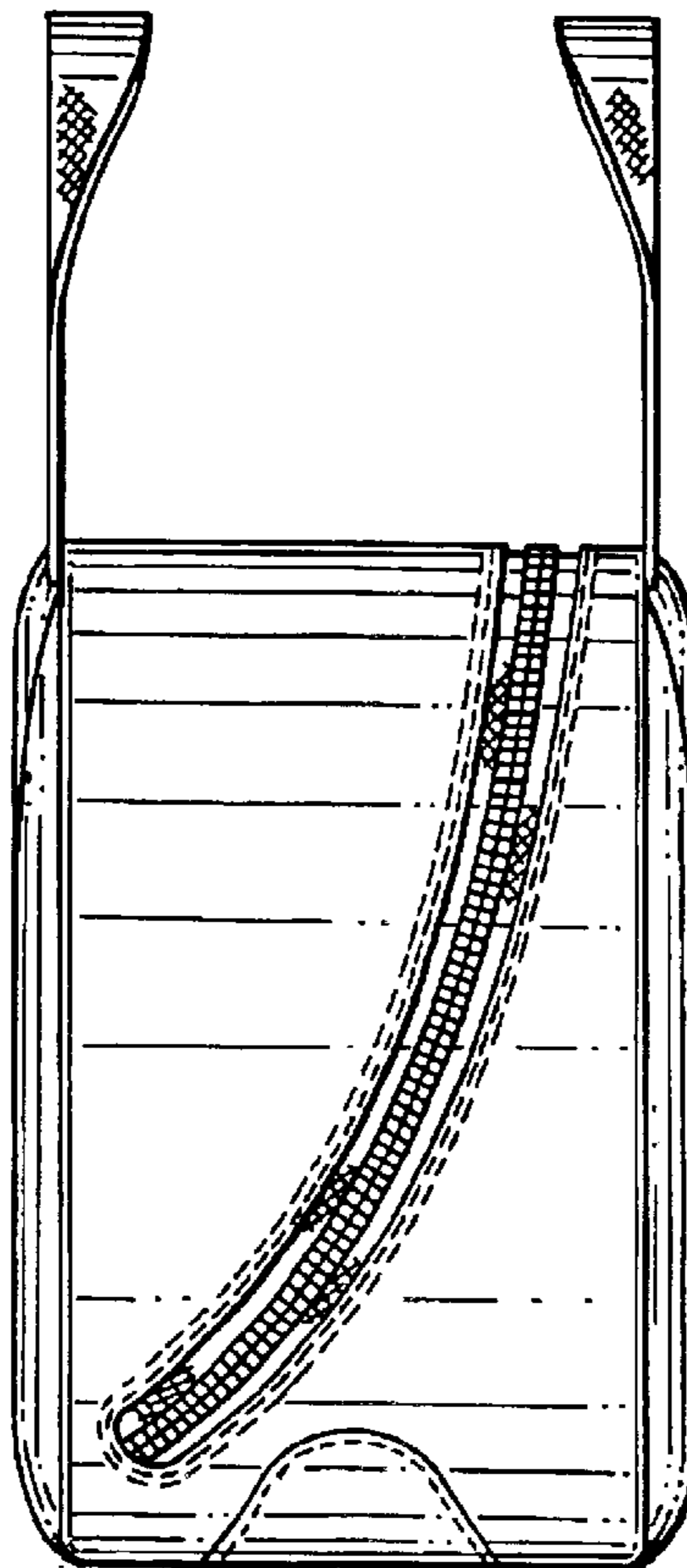
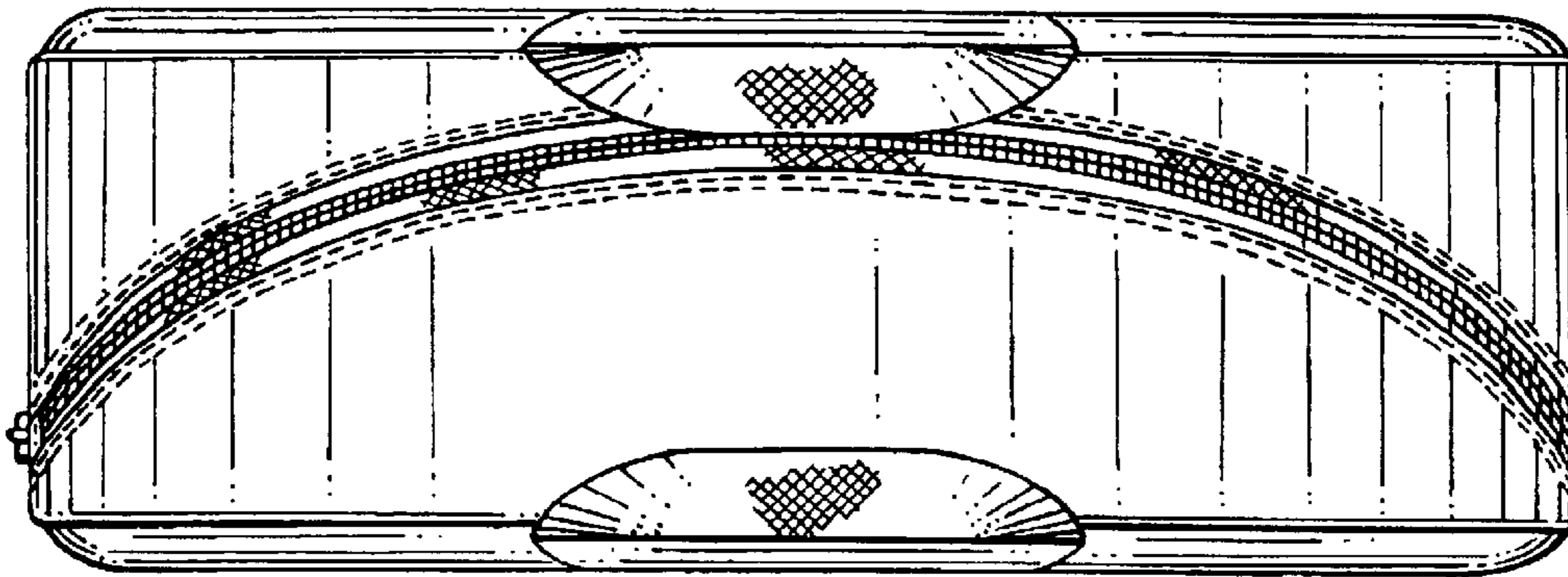


FIG. 3

