

US00D507866S

(12) **United States Design Patent**  
**Cooper**

(10) **Patent No.: US D507,866 S**  
(45) **Date of Patent: \*\* Aug. 2, 2005**

(54) **SIDE ELEMENT OF A SHOE UPPER**

(75) Inventor: **Aaron A.C. Cooper**, Portland, OR (US)

(73) Assignee: **Nike, Inc.**, Beaverton, OR (US)

(\*\*) Term: **14 Years**

(21) Appl. No.: **29/210,386**

(22) Filed: **Jul. 30, 2004**

(51) **LOC (8) Cl. .... 02-99**

(52) **U.S. Cl. .... D2/972**

(58) **Field of Search** ..... D2/896, 902, 907,  
D2/908, 943-945, 969, 972-974; 36/45,  
50.1, 77 M, 77 R, 83, 88, 113, 114, 126-130

(56) **References Cited**

**U.S. PATENT DOCUMENTS**

D101,150 S	9/1936	Vamos	
D173,700 S	12/1954	Hosker	
D198,157 S	5/1964	Does	
3,543,420 A	12/1970	Dassler	
D226,885 S	5/1973	McBarron	
4,187,623 A	2/1980	Dassler	
4,399,621 A	8/1983	Dassler	
4,506,462 A	3/1985	Cavanaugh	
D293,846 S	1/1988	Bua	
D393,348 S	4/1998	Backus	
D393,349 S	4/1998	Backus	
D401,754 S	12/1998	Mervar	
D408,986 S	* 5/1999	Gray et al.	D2/972
D422,130 S	4/2000	Doxey	
D428,551 S	* 7/2000	McDowell	D2/972
D429,414 S	8/2000	Tresser	
D440,391 S	* 4/2001	Fogg	D2/972
D466,678 S	12/2002	Jacobs	
D467,718 S	12/2002	Holmes	
D473,369 S	4/2003	Link	
D475,519 S	* 6/2003	Morris	D2/972
D475,520 S	6/2003	Avar	
D480,553 S	* 10/2003	Adams et al.	D2/969
D485,428 S	1/2004	Koo	
D487,340 S	3/2004	Costantini	

**OTHER PUBLICATIONS**

“Nike Footwear Catalog”, Fall 1986, published Jan. 1986 (p M4), Beaverton, Oregon.

“Nike Footwear Catalog”, Fall 1990, published Dec. 1989 (p M88), Beaverton, Oregon.

“Nike Footwear Catalog”, Fall 1991, published Dec. 1990 (p M8), Beaverton, Oregon.

“Nike Footwear Catalog”, Spring 1996, published Jun. 1995 (p M46), Beaverton, Oregon.

“Nike Footwear Catalog”, Late Spring 1996, published Aug. 1995 (p M37), Beaverton, Oregon.

“Nike Footwear Catalog”, Spring 1997, published Jun. 1996 (p M7), Beaverton, Oregon.

(Continued)

*Primary Examiner*—Dominic Simone

(74) *Attorney, Agent, or Firm*—TraskBritt

(57) **CLAIM**

The ornamental design for a side element of a shoe upper, as shown and described.

**DESCRIPTION**

FIG. 1 is a perspective view of a side element of a shoe upper showing my new design;

FIG. 2 is a side view of the side element of a shoe upper shown in FIG. 1;

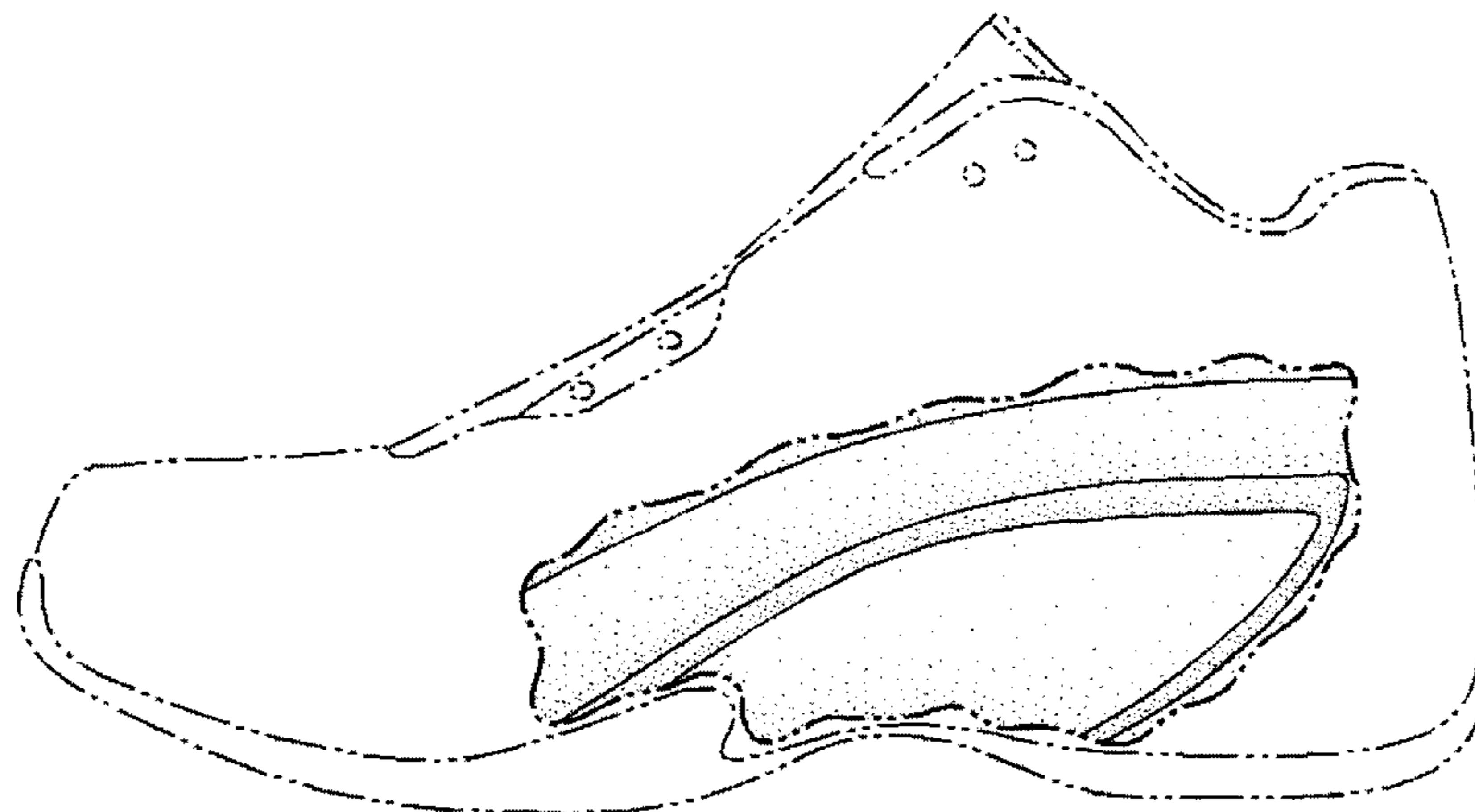
FIG. 3 is a front view of the side element of a shoe upper shown in FIG. 1;

FIG. 4 is a rear view of the side element of a shoe upper shown in FIG. 1; and,

FIG. 5 is a top view of the side element of a shoe upper shown in FIG. 1.

The uneven broken line(s) immediately adjacent to the shaded area(s) represent(s) the bounds of the claimed design. All other uneven broken lines represent the remaining portion of the shoe. The uneven broken line representations in FIGS. 1-5 are for illustrative purposes only and form no part of the claimed design.

**1 Claim, 2 Drawing Sheets**



OTHER PUBLICATIONS

“Nike Footwear Catalog”, Late Spring 1997, published Sep. 1996 (p M65), Beaverton, Oregon.

“Nike Footwear Catalog”, Spring 1998, published Jun. 1997 (p W177), Beaverton, Oregon.

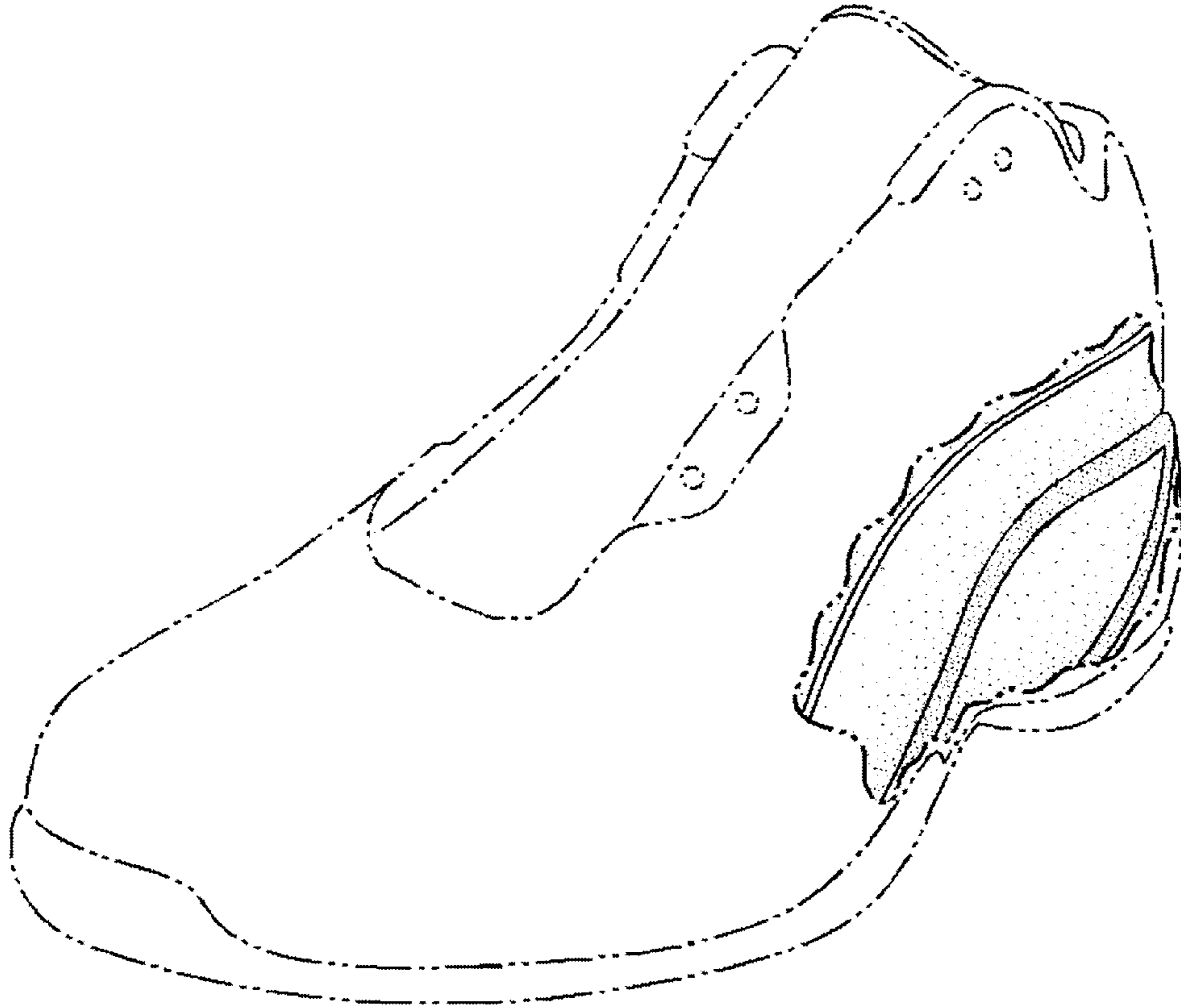
“Nike Footwear Catalog”, Fall 1999, published Nov. 1998 (p M16), Beaverton, Oregon.

“Nike Footwear Catalog”, Late Spring 2002, published Sep. 2001 (p W105), Beaverton, Oregon.

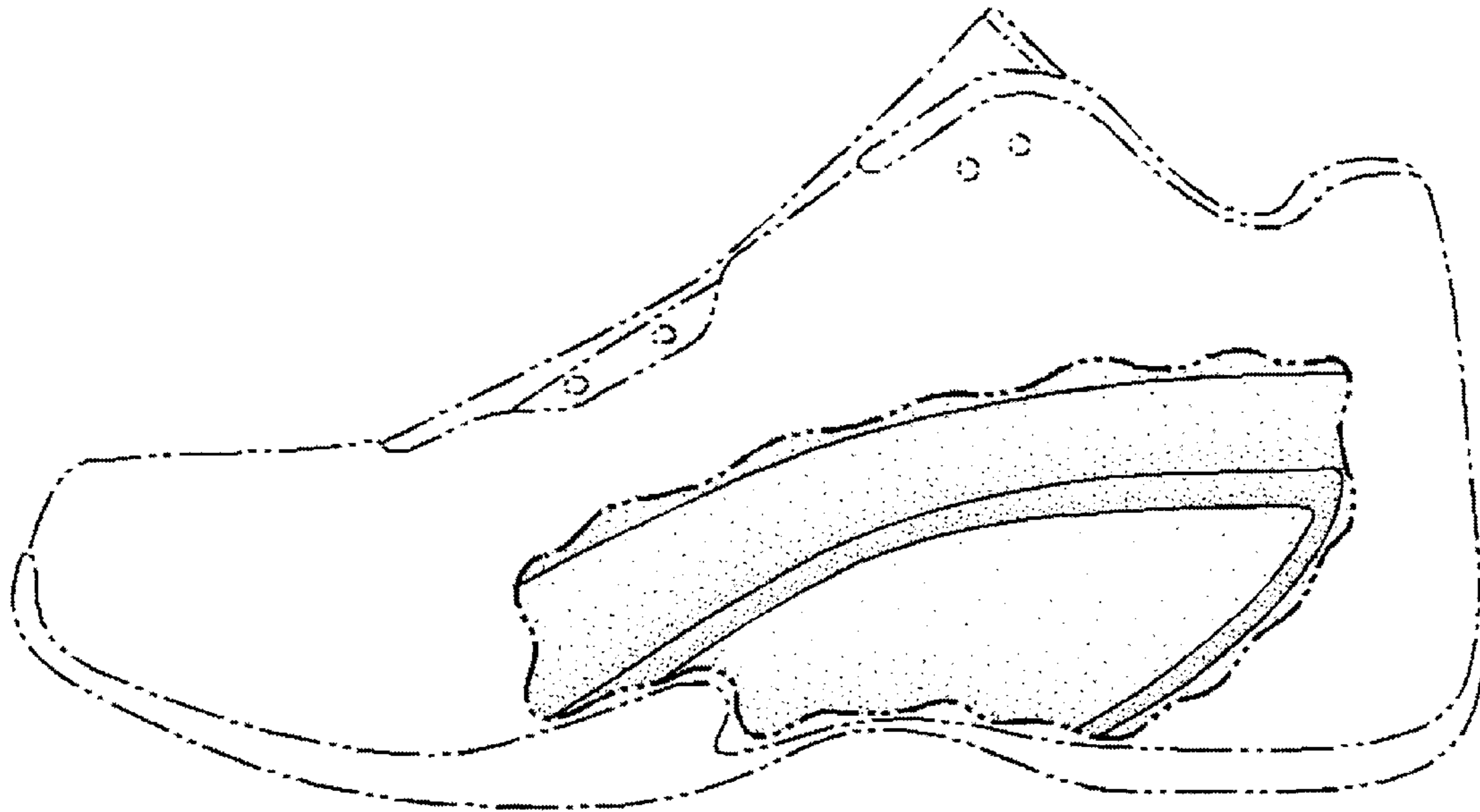
“Nike Footwear Catalog”, Late Spring 2003, published Sep. 2002 (p W39), Beaverton, Oregon.

“Nike Footwear Catalog”, Holiday 2004, published Mar. 2004 (p M39), Beaverton, Oregon.

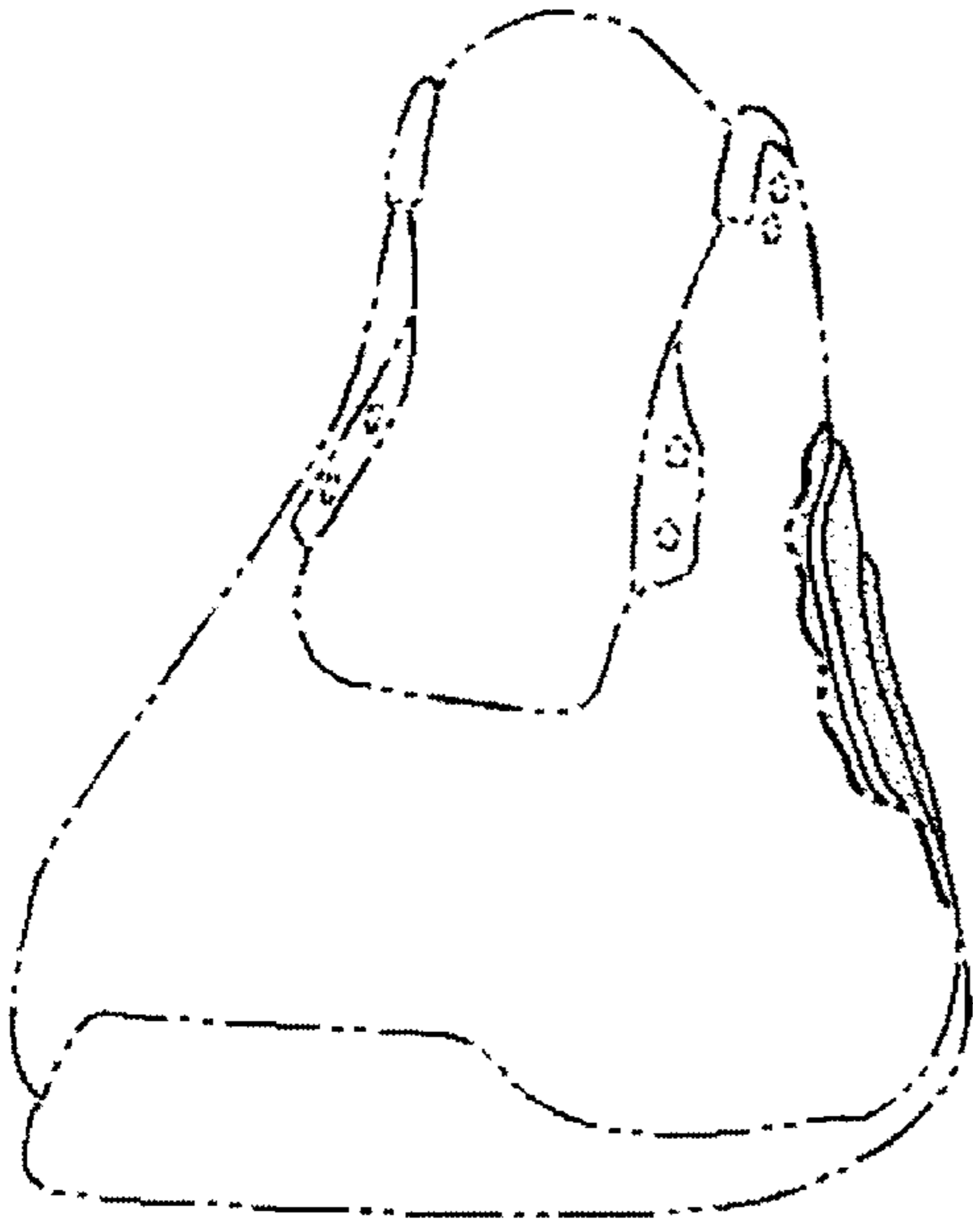
\* cited by examiner



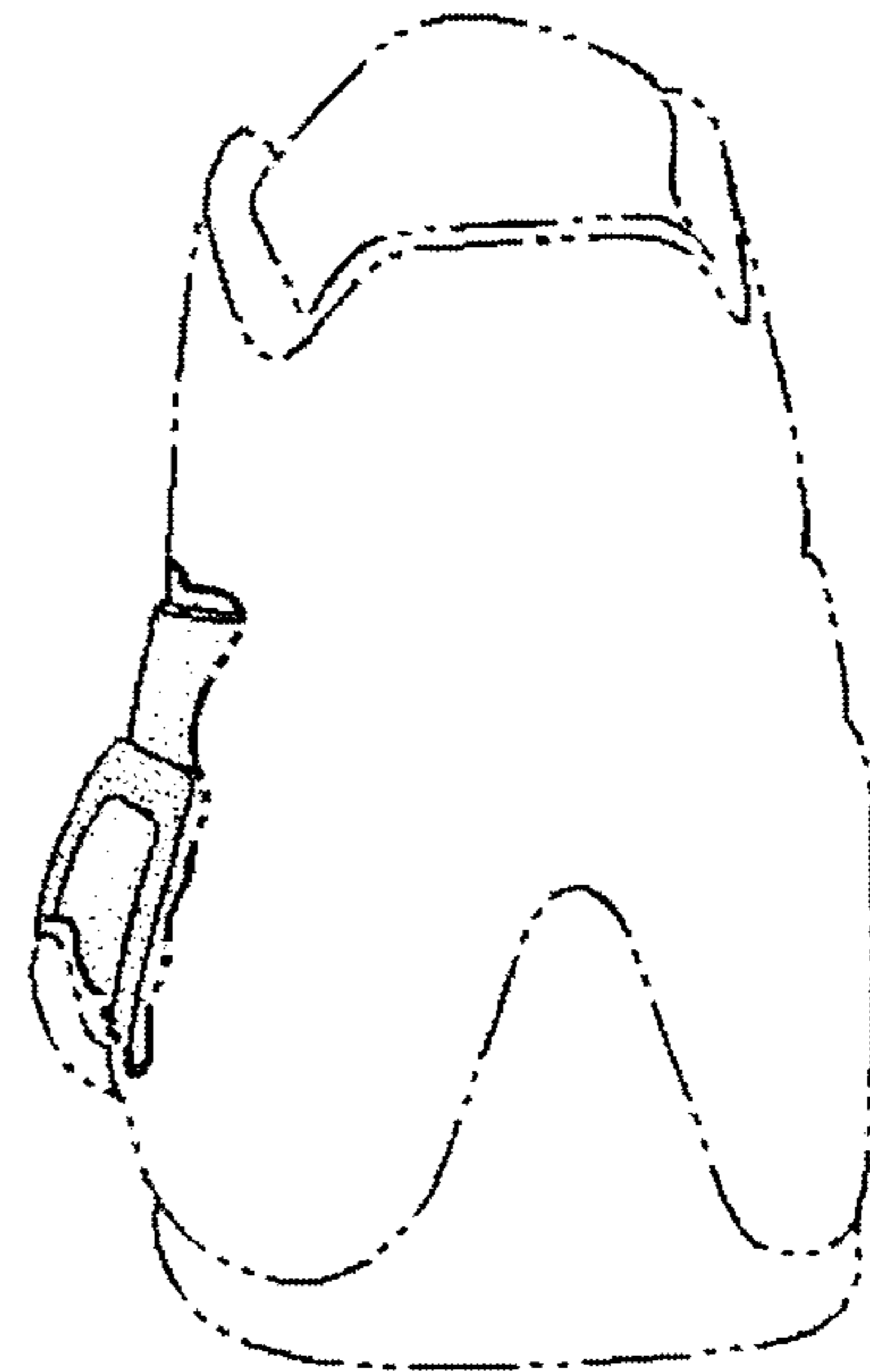
**FIG. 1**



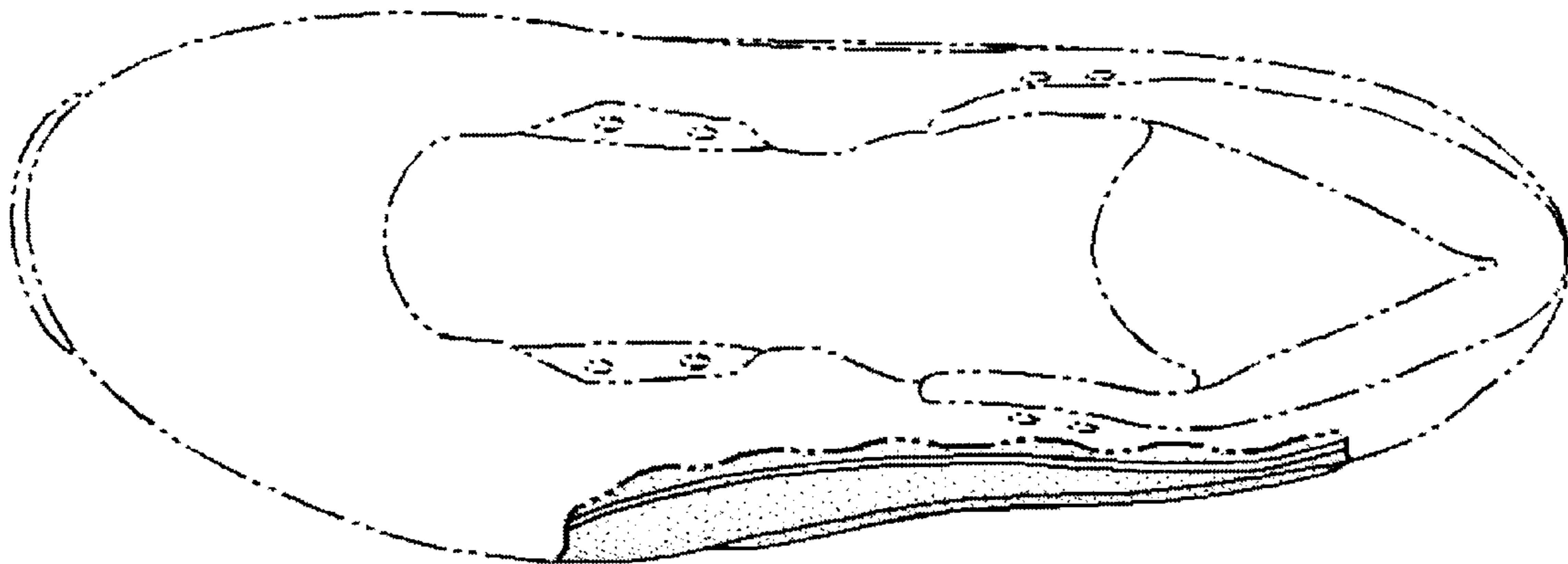
**FIG. 2**



**FIG. 3**



**FIG. 4**



**FIG. 5**