

US00D507861S

(12) **United States Design Patent** (10) **Patent No.:** **US D507,861 S**
Kim (45) **Date of Patent:** **** Aug. 2, 2005**

(54) **TONGUE FLAP POCKET DESIGN FOR SHOES**

(75) Inventor: **Hak Joon Kim**, Pusan (KR)

(73) Assignee: **Pentland USA, Inc.**, New Hyde Park, NY (US)

(**) Term: **14 Years**

(21) Appl. No.: **29/196,220**

(22) Filed: **Dec. 22, 2003**

(51) **LOC (8) Cl.** **02-99**

(52) **U.S. Cl.** **D2/946; D2/905**

(58) **Field of Search** **D2/905, 946; 36/114, 36/136**

(56) **References Cited**

U.S. PATENT DOCUMENTS

1,100,758 A *	6/1914	McAuslin	36/136
D143,391 S *	1/1946	Barlow	D2/905
3,018,570 A *	1/1962	Bliese	36/136
4,296,559 A	10/1981	Gamm		
D261,695 S	11/1981	Gamm		
4,384,414 A	5/1983	Gamm		
D271,157 S	11/1983	Gamm		
D277,615 S	2/1985	Gamm		
4,507,882 A *	4/1985	Harrell	36/136
4,536,975 A *	8/1985	Harrell	36/136
D280,776 S	10/1985	Gamm		
D280,777 S	10/1985	Gamm		
D280,862 S	10/1985	Gamm		
D281,116 S	10/1985	Gamm		
4,547,982 A	10/1985	Gamm		
D281,734 S	12/1985	Gamm		
D281,925 S	12/1985	Gamm		
D283,750 S	5/1986	Gamm		
D285,261 S	8/1986	Gamm		
4,612,714 A	9/1986	Gamm		
4,630,383 A	12/1986	Gamm		

D287,540 S	1/1987	Gamm		
4,638,579 A	1/1987	Gamm		
4,644,673 A	2/1987	Gamm		
D289,102 S	4/1987	Gamm		
D292,441 S	10/1987	Gamm		
4,697,363 A	10/1987	Gamm		
D298,981 S	12/1988	Gamm		
D305,178 S	12/1989	Tonkel		
5,094,016 A *	3/1992	DiVito	36/136
5,311,679 A *	5/1994	Birch, Sr.	36/136
D358,932 S *	6/1995	Barton et al.	D2/946
D369,458 S *	5/1996	Adams	D2/946
D404,546 S *	1/1999	Isenberg	D2/946
6,449,881 B1 *	9/2002	Assaf et al.	36/136

OTHER PUBLICATIONS

CTM Application No. 002664324, Dated Apr. 23, 2002, Bernd Hummel GmbH.
Page from SPITSNET, Dutch publication, May 2003.

* cited by examiner

Primary Examiner—Dominic Simone

(74) *Attorney, Agent, or Firm*—Fross Zelnick Lehrman & Zissu, P.C.; Lawrence E. Apolzon, Esq.

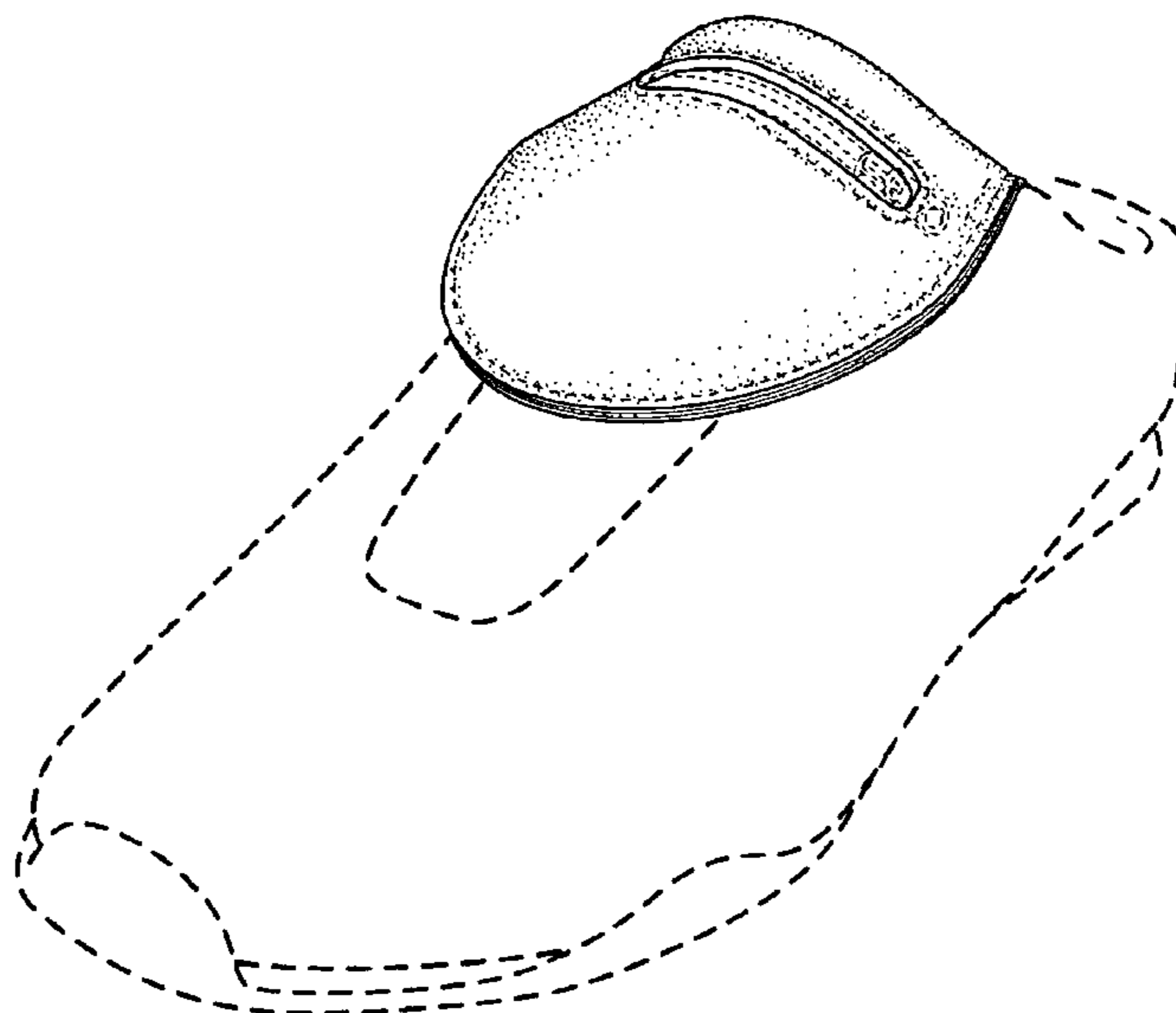
(57) **CLAIM**

The ornamental design for a tongue flap pocket design for shoes, as shown and described.

DESCRIPTION

FIG. 1 is a perspective view of the tongue flap pocket design; FIG. 2 is a right side view of the tongue flap pocket design; FIG. 3 is a left view of tongue flap pocket design; and FIG. 4 is a top view of tongue flap pocket design; and, FIG. 5 is a front view of the tongue flap pocket design. The broken line showing of the shoe and the stitching on the tongue flap pocket and the zipper on the tongue flap pocket, is for illustrative purposes only and forms no part of the claimed invention.

1 Claim, 5 Drawing Sheets



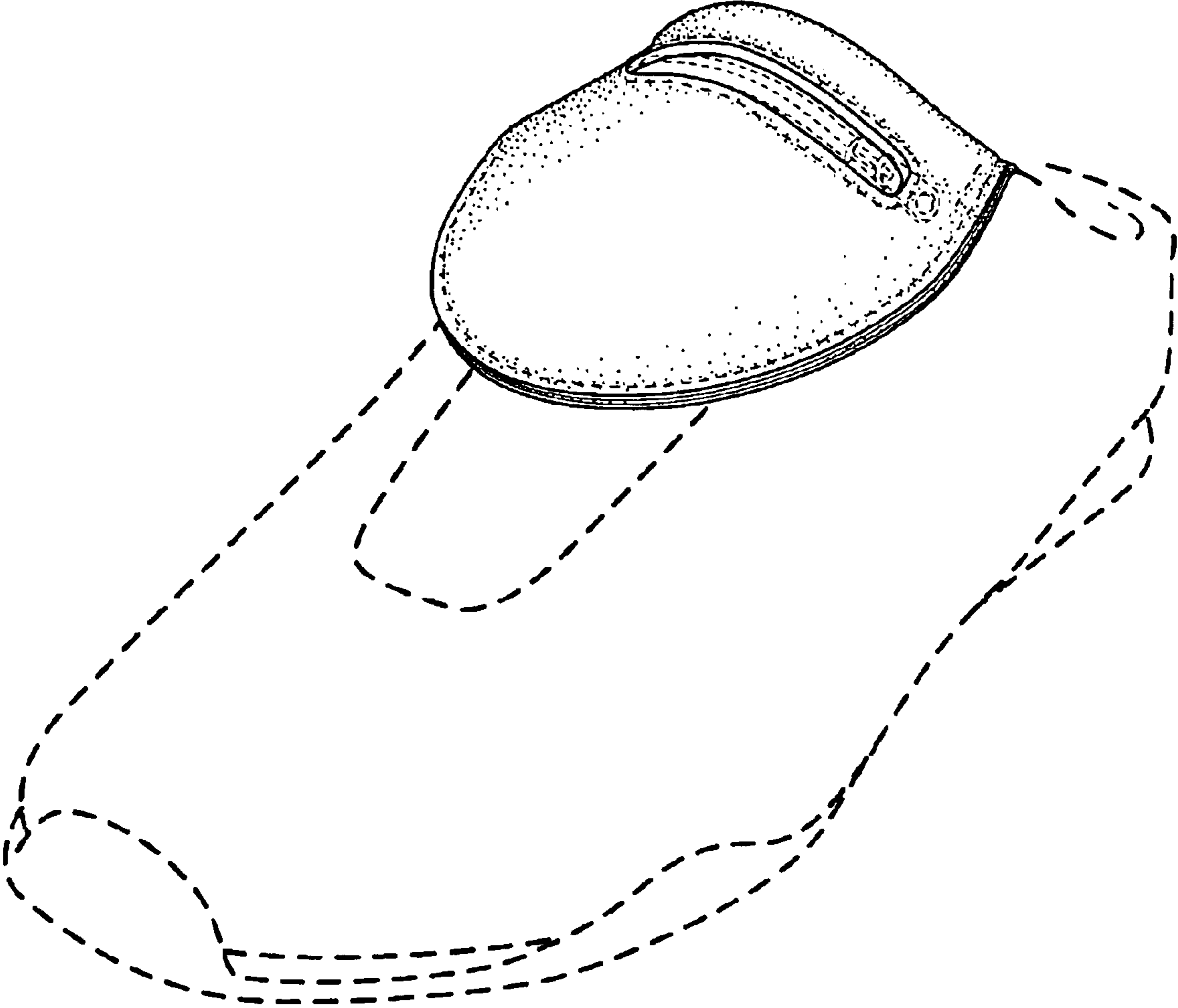


FIG. 1

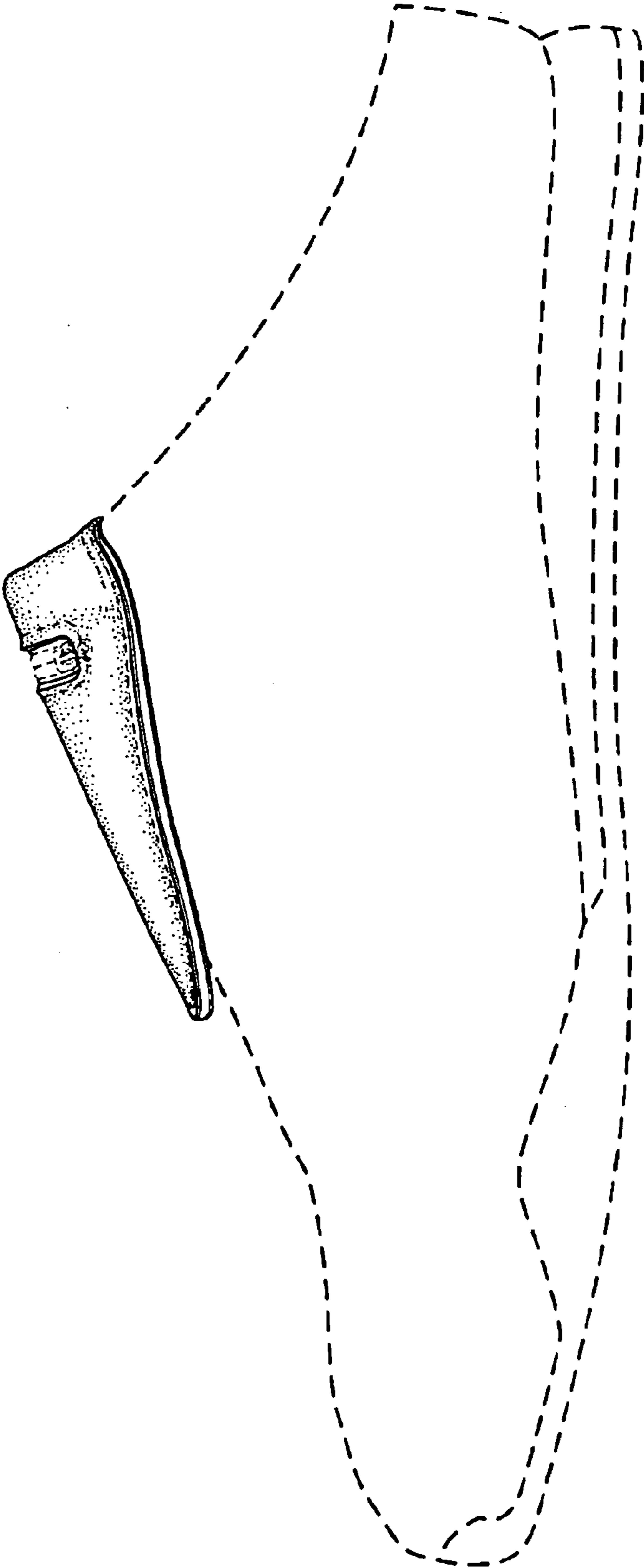


FIG. 2

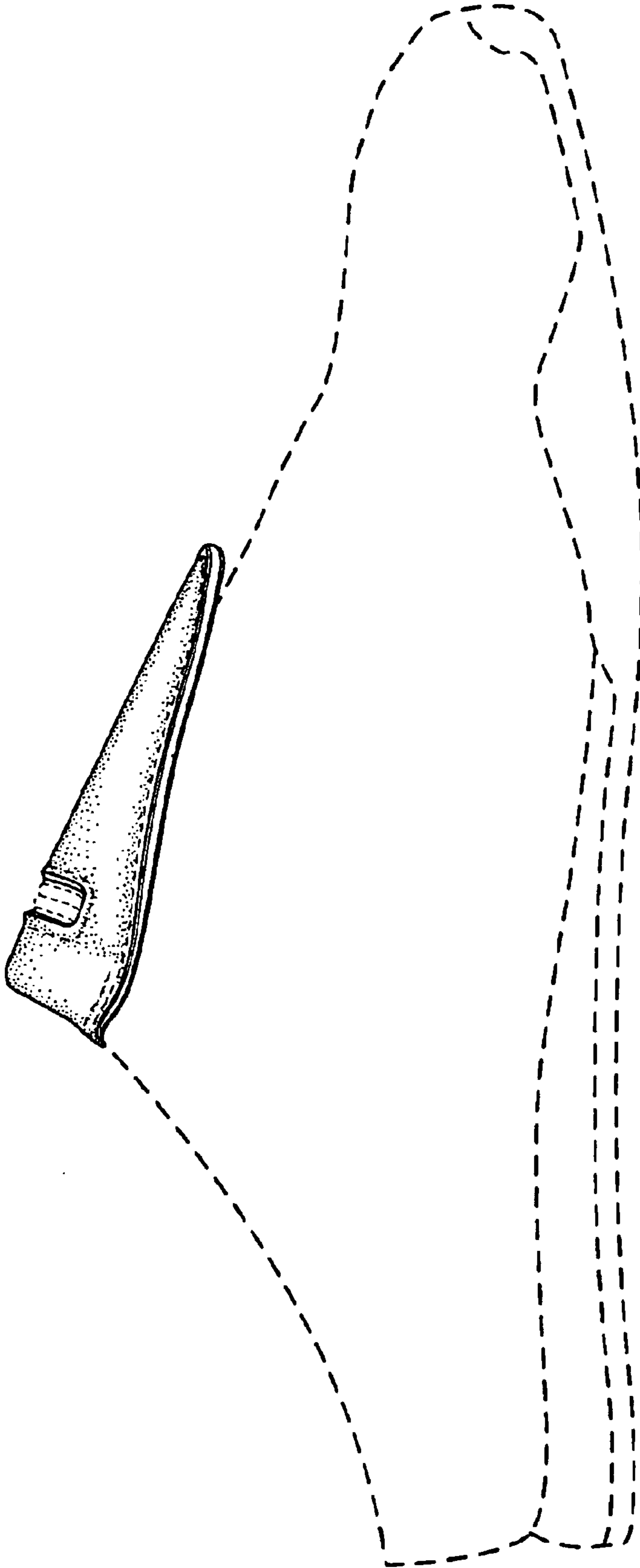


FIG. 3

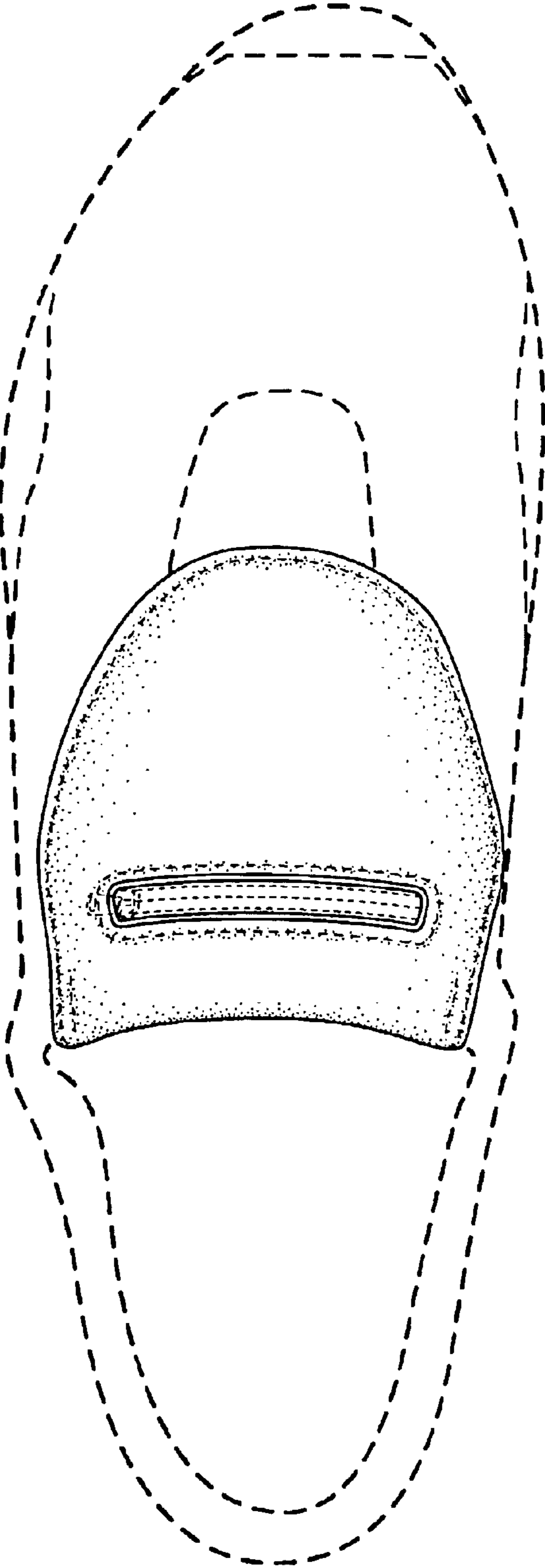


FIG. 4

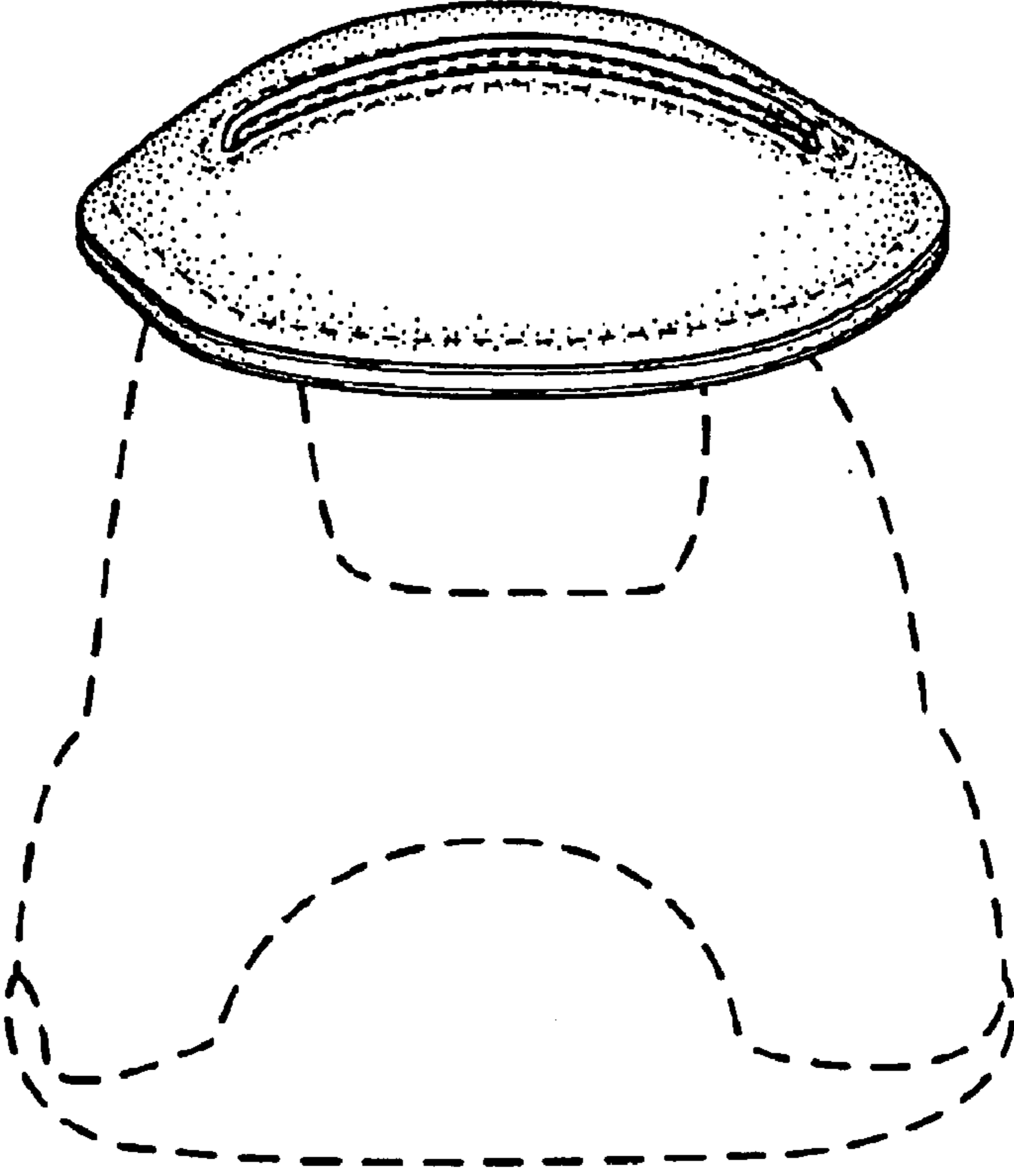


FIG. 5