



US00D507846S

(12) **United States Design Patent**
Yando et al.

(10) **Patent No.: US D507,846 S**
(45) **Date of Patent: ** Jul. 26, 2005**

(54) **LIGHT FIXTURE**

(75) Inventors: **Roslyn Yando**, Brainardsville, NY (US); **Cyrus Myers**, Plattsburgh, NY (US); **Andrew Schonbek**, Plattsburgh, NY (US)

(73) Assignee: **Schonbek Worldwide Lighting Inc.**, Plattsburgh, NY (US)

(**) Term: **14 Years**

(21) Appl. No.: **29/197,586**

(22) Filed: **Jan. 16, 2004**

(51) **LOC (8) Cl.** **26-99**

(52) **U.S. Cl.** **D26/143; D26/81**

(58) **Field of Search** D26/72, 73, 80-92, D26/142-144, 154, 155; D11/22, 25; 362/147, 404-408, 806, 300, 307, 311

(56) **References Cited**

U.S. PATENT DOCUMENTS

D63,528 S	*	12/1923	Warman	D26/81
D70,561 S	*	7/1926	Holz	D26/84
D186,023 S	*	9/1959	Burnbaum	D11/125
5,241,460 A	*	8/1993	Schonbek	362/405
5,873,652 A	*	2/1999	Bayer et al.	362/405
6,079,855 A	*	6/2000	Azeredo et al.	362/356
D483,514 S	*	12/2003	Cuevas et al.	D26/81

OTHER PUBLICATIONS

Design Lighting Products Co. Catalog #4 (c) 1990. (1 page), Item 87618-36-XTAL-S on p. 1.*

World Imports catalog #17 (c)1990. (2 pages), Items 1306-08, 1346-08 and 1302-08 on p. 69. Items 1310-08 and 1342-08 on p. 73.*

Framburg 2001 Catalog. (1 page), Item 8426 on p. 113.*
Light Fixtures Art. 900, Art. 901 & Art. 902, brochure publication entitled XXI Century by Baga, one page.
Light Fixtures Art. 918 & Art. 919, brochure publication entitled XXI Century by Baga, one page.
"Rosa" 2nd Avenue Design (Elegance in Iron) Catalog No. 5, 2000, p. 1.
"Adagio", Schonbek Beyond Lighting Catalog, 2002, p. 244.

* cited by examiner

Primary Examiner—Clare E Heflin

(74) *Attorney, Agent, or Firm*—Heslin Rothenberg Farley & Mesiti P.C.

(57) **CLAIM**

The ornamental design for a light fixture, as shown and described.

DESCRIPTION

This application is related to commonly owned concurrently filed U.S. design patent applications Ser. No. 29/197,591 and Ser. No. 29/197,627.

FIG. 1 is a front elevation view of the light fixture of the present design;

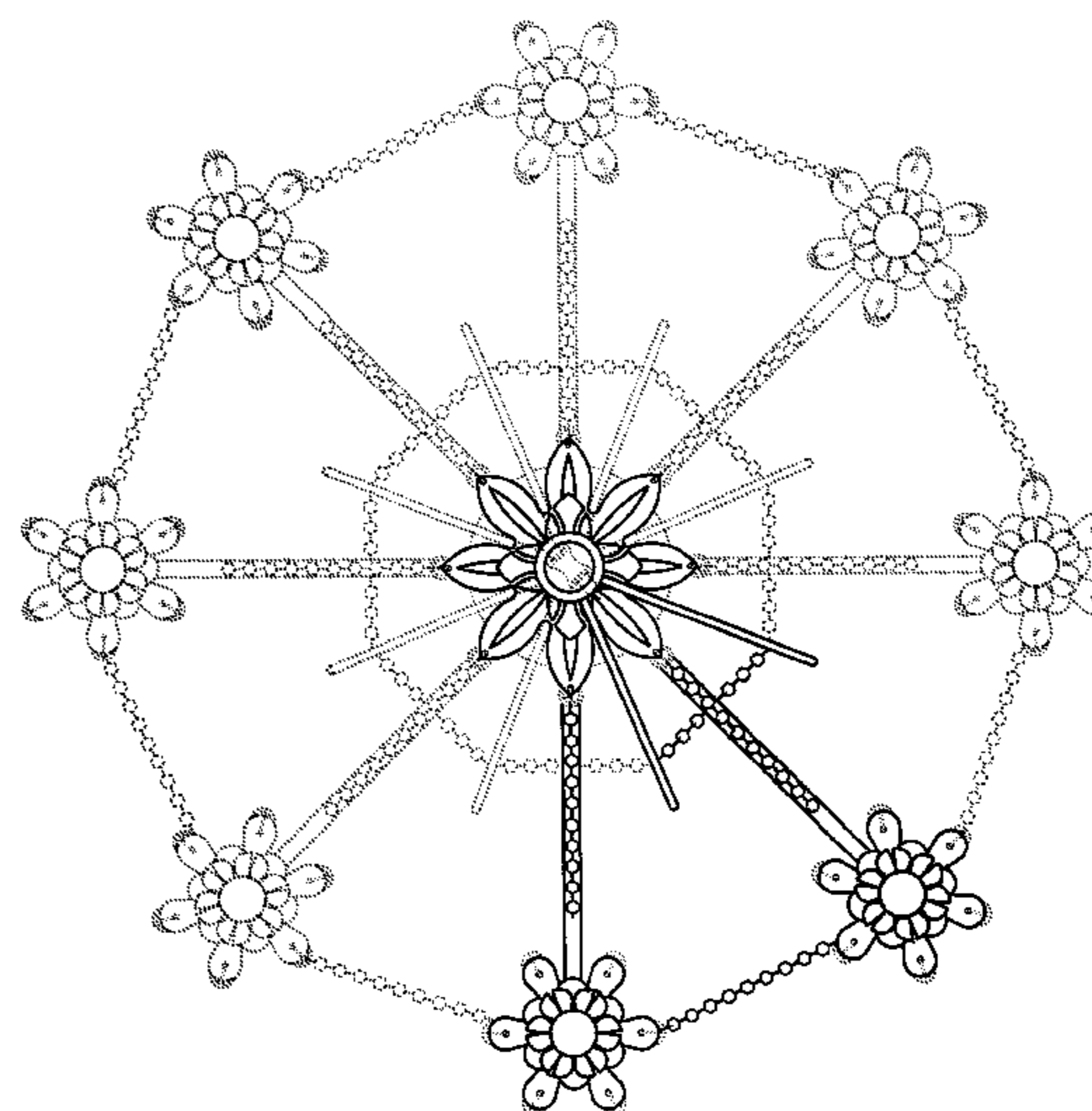

FIG. 2 is a top plan view thereof; and,

FIG. 3 is a bottom plan view thereof.

FIGS. 1-3 depicting chains of crystals forming arcs in space and crystal ornamentation.

The broken lines shown are for illustrative purposes only and form no part of the claimed design.

1 Claim, 3 Drawing Sheets






fig. 1




fig. 2




fig. 3