

US00D507845S

(12) **United States Design Patent** (10) **Patent No.:** **US D507,845 S**
Wade et al. (45) **Date of Patent:** **** Jul. 26, 2005**

(54) **HEADLIGHT COVER**

(76) Inventors: **John Wade**, 6029-B Curtier Dr.,
Alexandria, VA (US) 22310; **Adrian**
Elica, 6715 Grand Bahama Dr., Tampa,
FL (US) 33615

(**) Term: **14 Years**

(21) Appl. No.: **29/210,044**

(22) Filed: **Jul. 27, 2004**

(51) **LOC (8) Cl.** **26-99**

(52) **U.S. Cl.** **D26/139**

(58) **Field of Search** D26/28-36, 120,
D26/139; 362/61, 80, 80.1, 80.2, 82, 83,
83.2, 325, 342, 376

(56) **References Cited**

U.S. PATENT DOCUMENTS

D425,240 S	*	5/2000	Goeckeritz	D26/139
D485,934 S	*	1/2004	Tsai	D26/139
D487,819 S	*	3/2004	Tsai	D26/139
D488,584 S	*	4/2004	Tsai	D26/139

* cited by examiner

Primary Examiner—Marcus A Jackson

(74) *Attorney, Agent, or Firm*—Alexander R. Raring; John
H. Thomas, P.C.

(57) **CLAIM**

The ornamental design for a headlight cover, as shown and
described.

DESCRIPTION

FIG. 1 is a perspective view of a headlight cover in accor-
dance with the present invention as it would be found in use;
FIG. 2 is a head-on perspective view of a pair of headlight
covers of the present invention;

FIG. 3 is a top view of the headlight cover of the present
invention;

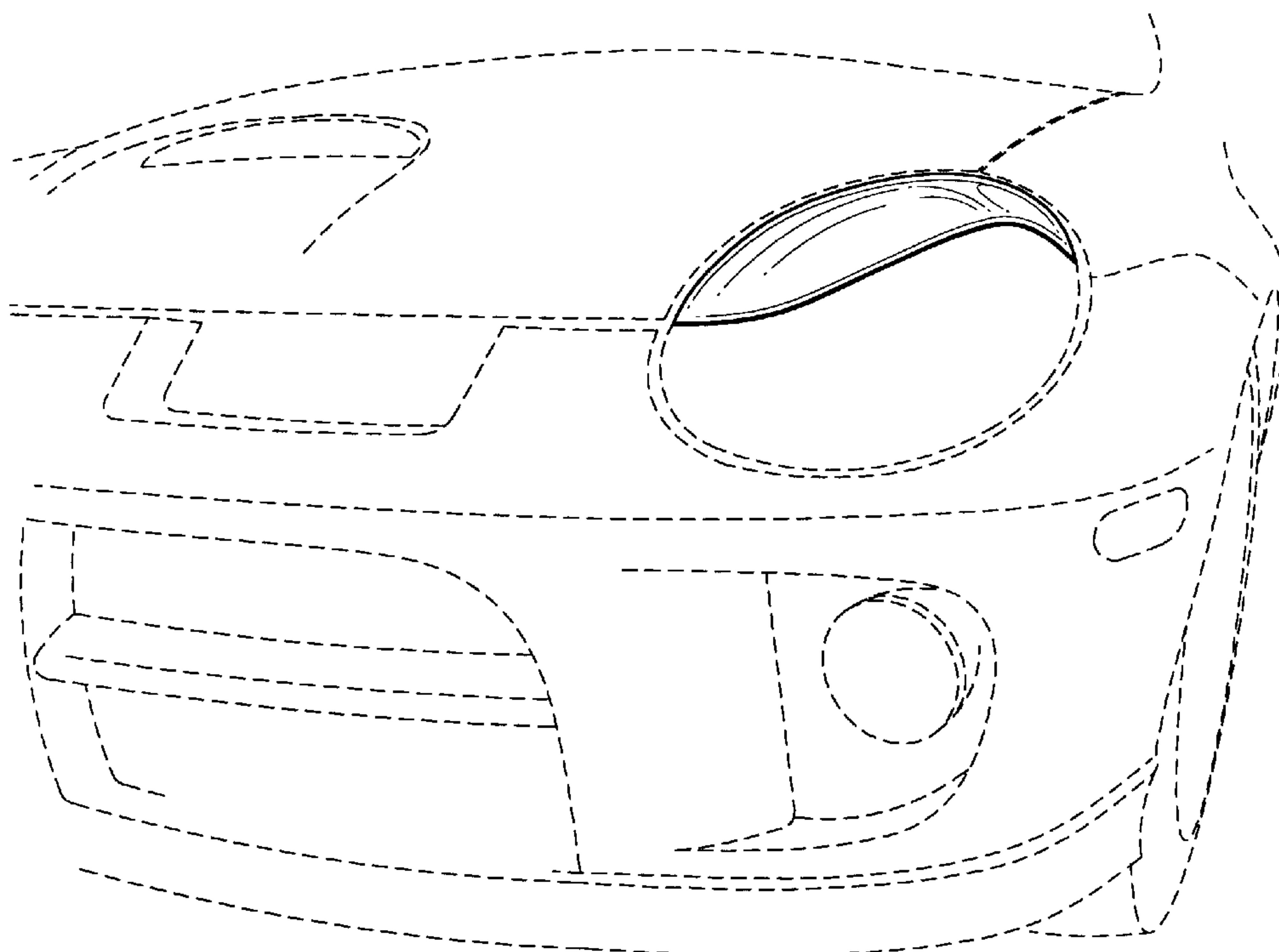
FIG. 4 is a first side view of the headlight cover in accor-
dance with the present invention;

FIG. 5 is a second side view of the headlight cover in
accordance with the present invention;

FIG. 6 is a first end view of the headlight cover of the present
invention; and,

FIG. 7 is a second end view of the headlight cover of the
present invention.

1 Claim, 2 Drawing Sheets



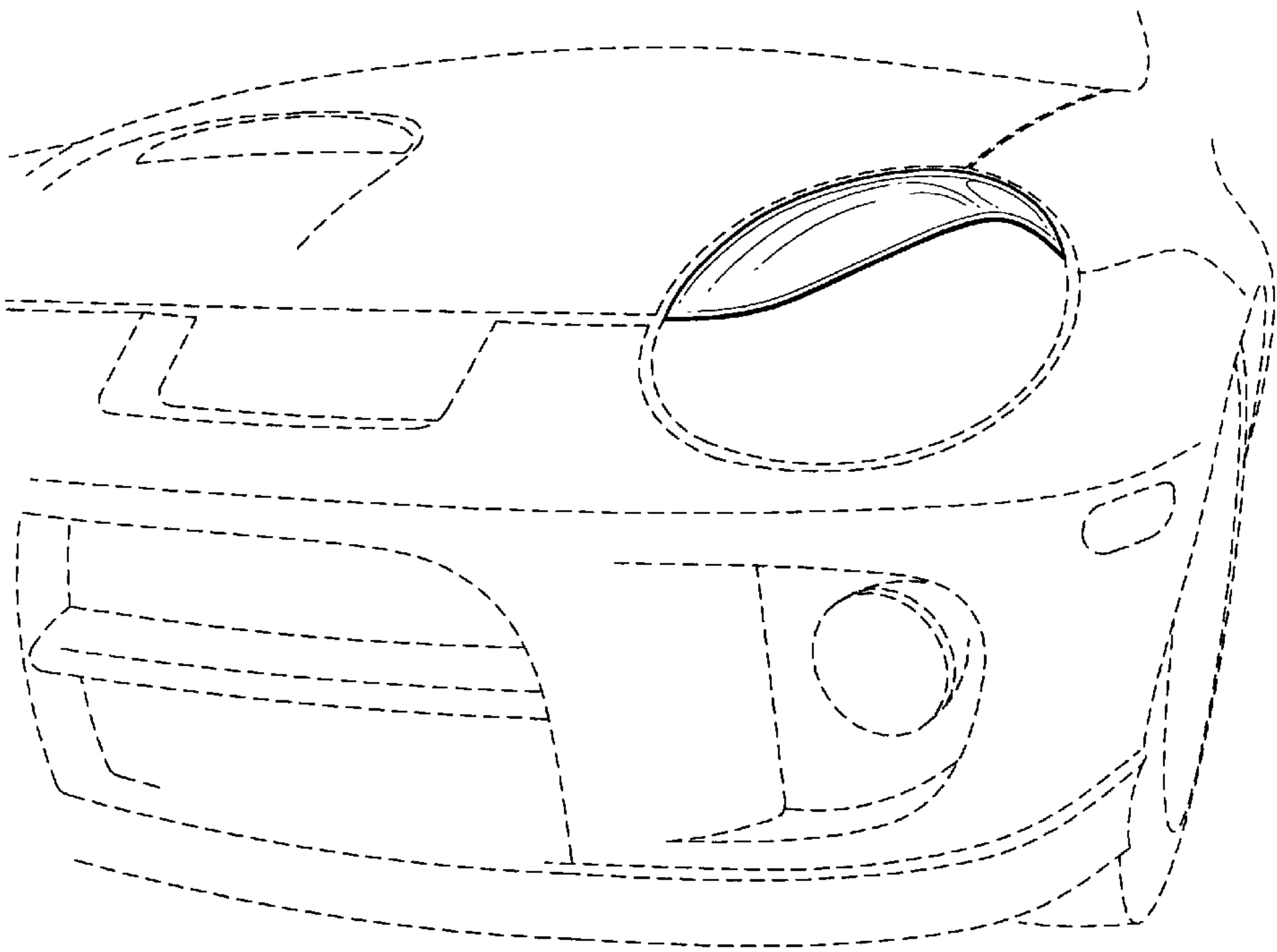


FIG.1

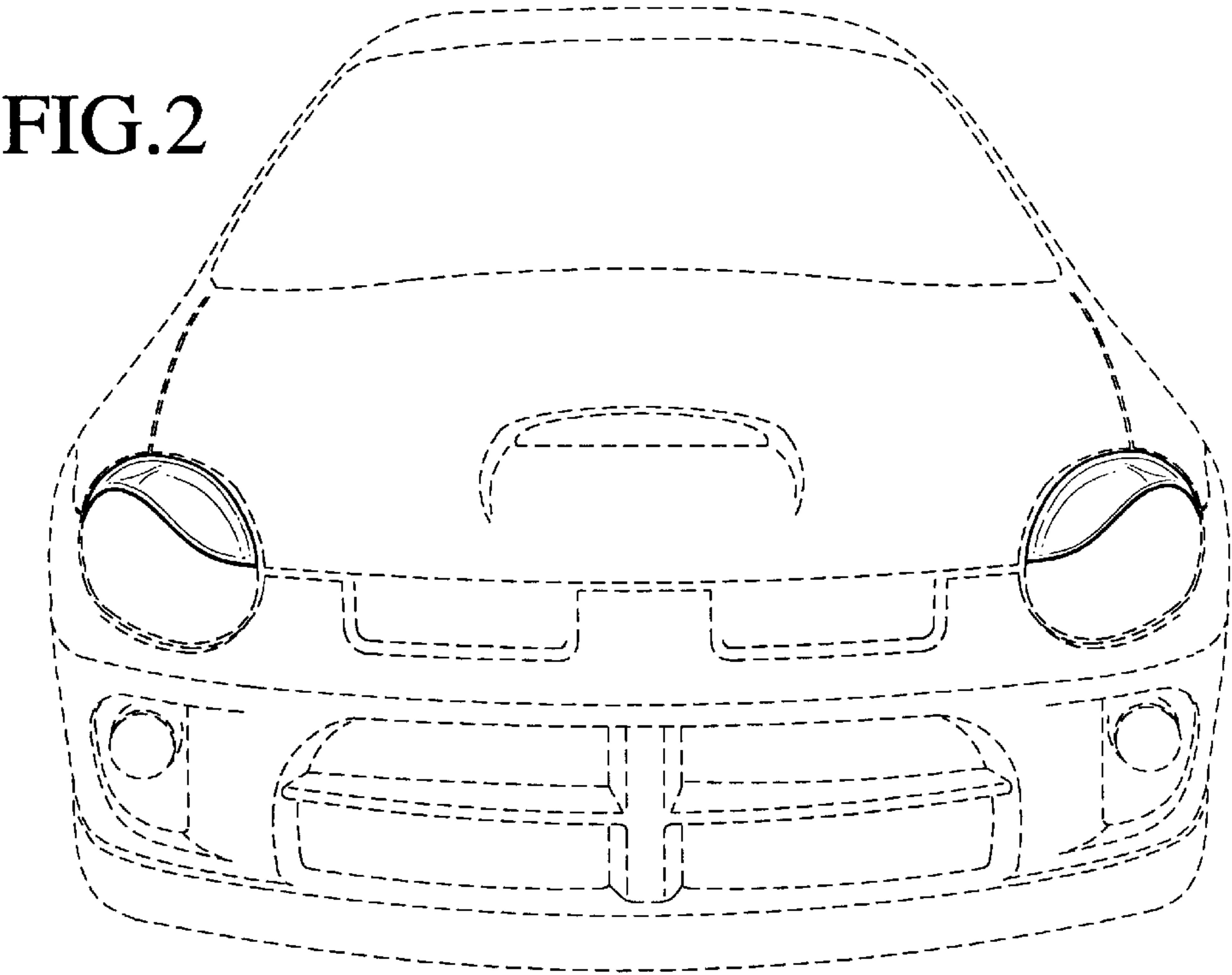


FIG.2

FIG.4

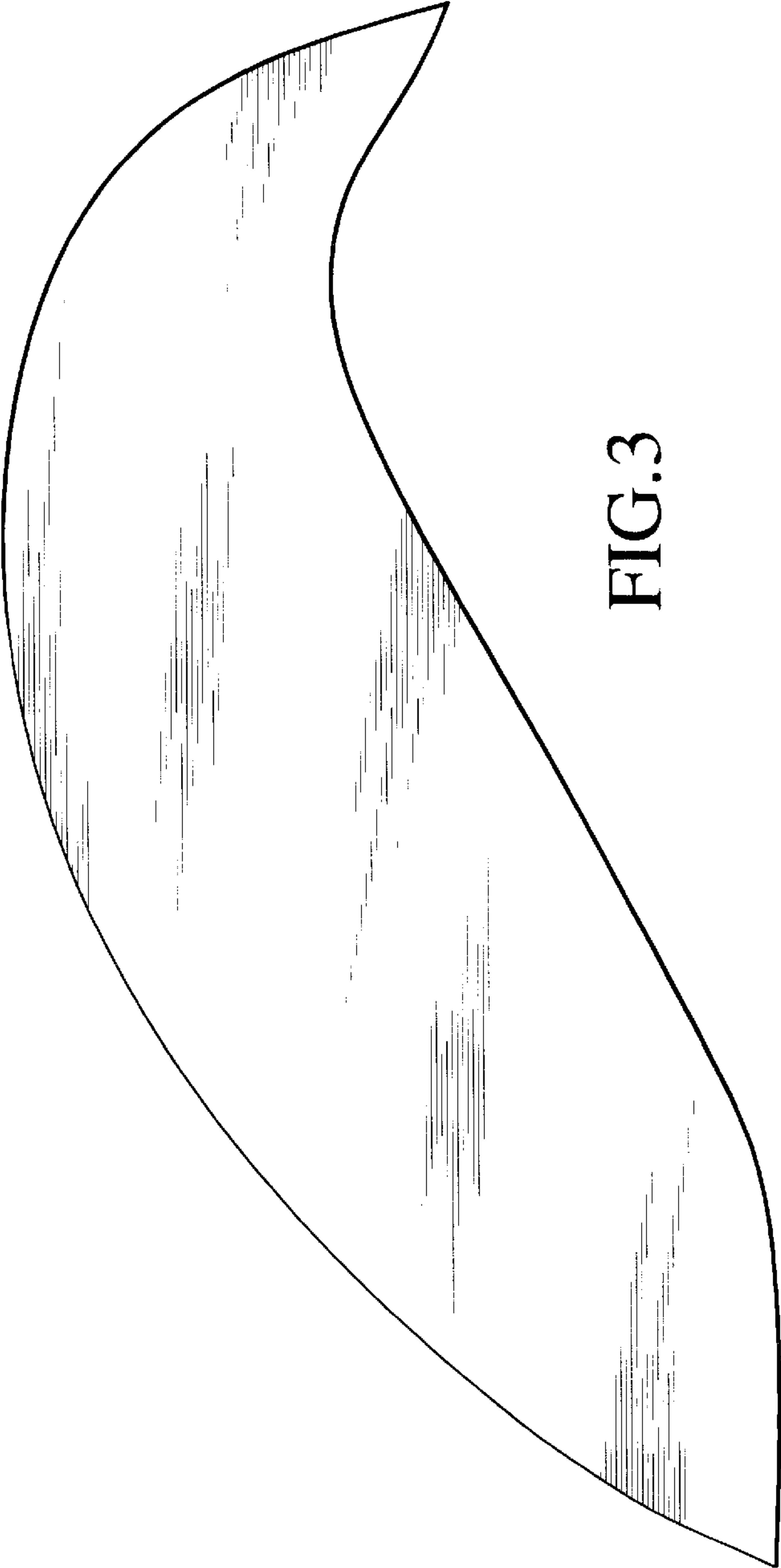


FIG.3

FIG.6



FIG.7



FIG.5