



US00D507825S

(12) **United States Design Patent** (10) **Patent No.:** **US D507,825 S**
Blateri (45) **Date of Patent:** **** Jul. 26, 2005**

(54) **HEATER FAN**
(76) Inventor: **Frank Blateri**, 191 Chaucer Ct.,
Coppell, TX (US) 76019
(**) Term: **14 Years**
(21) Appl. No.: **29/205,370**
(22) Filed: **May 13, 2004**
(51) **LOC (8) Cl.** **23-03**
(52) **U.S. Cl.** **D23/335**
(58) **Field of Search** D23/314, 322,
D23/332, 340, 334-337, 370, 377-378,
381-382; 392/360, 365-369, 373-376;
126/110 B, 90 A, 92 A

D427,674 S 7/2000 Moreno
D429,808 S 8/2000 Krauss
D433,497 S 11/2000 Hotaling et al.
D440,648 S 4/2001 Lee et al.
D441,065 S 4/2001 Ediger et al.
D444,871 S 7/2001 Wilson, Jr.
D447,552 S 9/2001 Lee et al.
D448,071 S * 9/2001 Birdsell et al. D23/335
D448,461 S 9/2001 Toro
6,285,829 B1 9/2001 Smith
D451,594 S 12/2001 Chen et al.
D451,595 S 12/2001 Chen et al.
D454,392 S 3/2002 Shapiro
D456,066 S 4/2002 Ching
D459,454 S 6/2002 Shapiro
D460,816 S 7/2002 Mavridis et al.
D462,429 S * 9/2002 Gao D23/335
D462,753 S * 9/2002 Gao D23/335
D466,599 S 12/2002 Bragg et al.
D467,324 S * 12/2002 Ching D23/335
D468,818 S 1/2003 Chuang et al.
D483,102 S * 12/2003 Ching D23/335
D495,795 S * 9/2004 Kaiser et al. D23/335

(56) **References Cited**
U.S. PATENT DOCUMENTS

D151,015 S 9/1948 Stiles
4,703,152 A 10/1987 Shih-Chin
D309,182 S 7/1990 Hsu
D323,708 S 2/1992 Wang
D329,089 S 9/1992 Coup et al.
D343,676 S 1/1994 Lim
D344,527 S 2/1994 Drago et al.
D349,570 S 8/1994 Radtke, Jr.
D359,344 S 6/1995 De'Longhi
D395,080 S 6/1998 Jane et al.
D395,490 S * 6/1998 Jane' et al. D23/337
D396,527 S 7/1998 Boyle et al.
D398,983 S 9/1998 Keller et al.
D402,742 S 12/1998 Chen
D405,520 S 2/1999 Birdsell
D408,903 S * 4/1999 Boyle et al. D23/335
D408,907 S 4/1999 Moreno
D418,911 S * 1/2000 Birdsell et al. D23/335
D421,114 S 2/2000 Lozzio et al.
D421,646 S 3/2000 Palma et al.
D422,073 S 3/2000 Lozzio et al.
D423,663 S 4/2000 Rossman et al.
D424,683 S 5/2000 Bellil et al.

FOREIGN PATENT DOCUMENTS

NL 2039684 11/1994

* cited by examiner

Primary Examiner—Brian N Vinson
(74) *Attorney, Agent, or Firm*—Haynes and Boone, LLP.

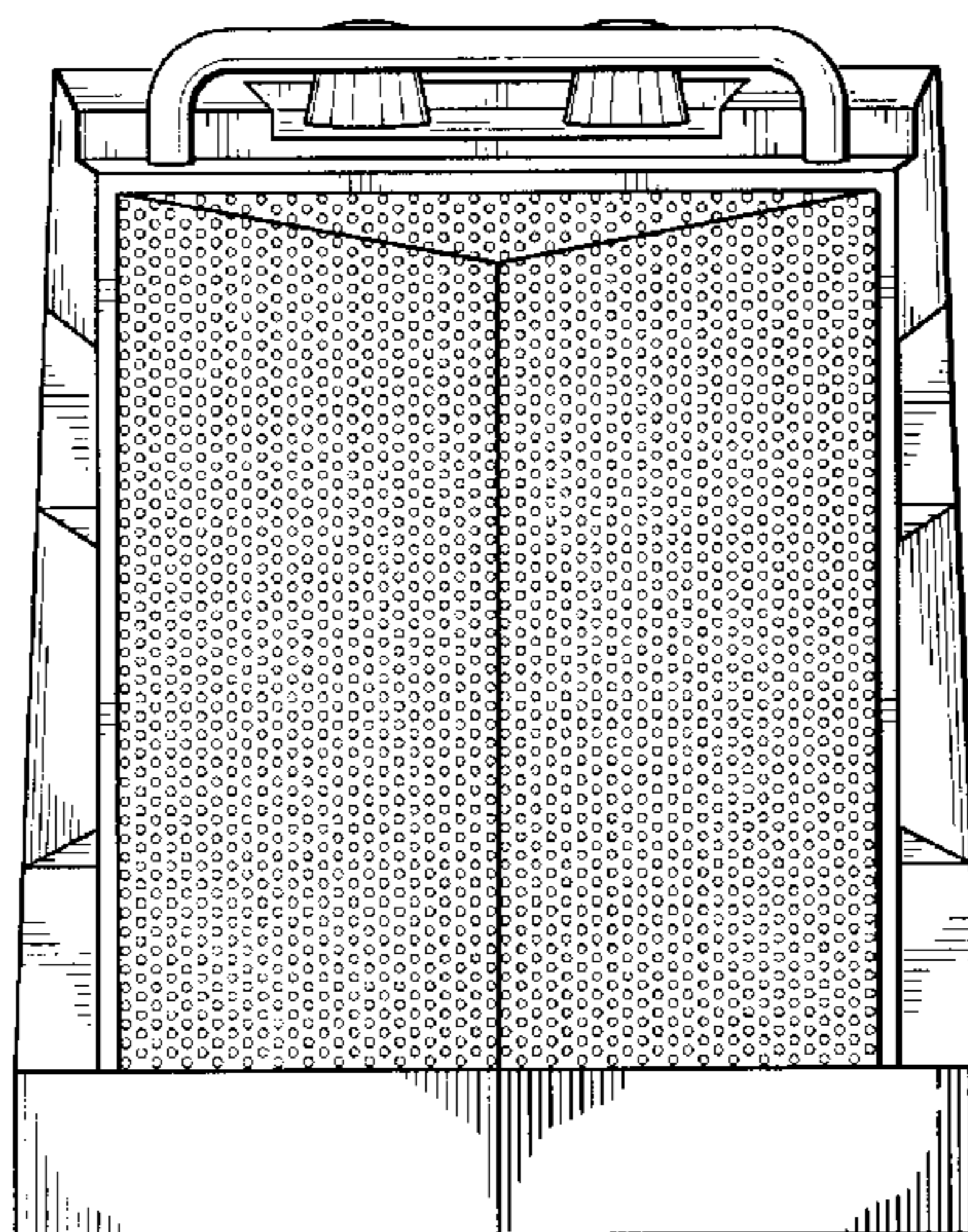
(57) **CLAIM**

The design for the heater fan, as shown and described.

DESCRIPTION

FIG. 1 is an front elevation view of the heater fan showing my new design;
FIG. 2 is a side elevation view thereof; and,
FIG. 3 is a top plan view of the heater fan showing my new design.

1 Claim, 1 Drawing Sheet



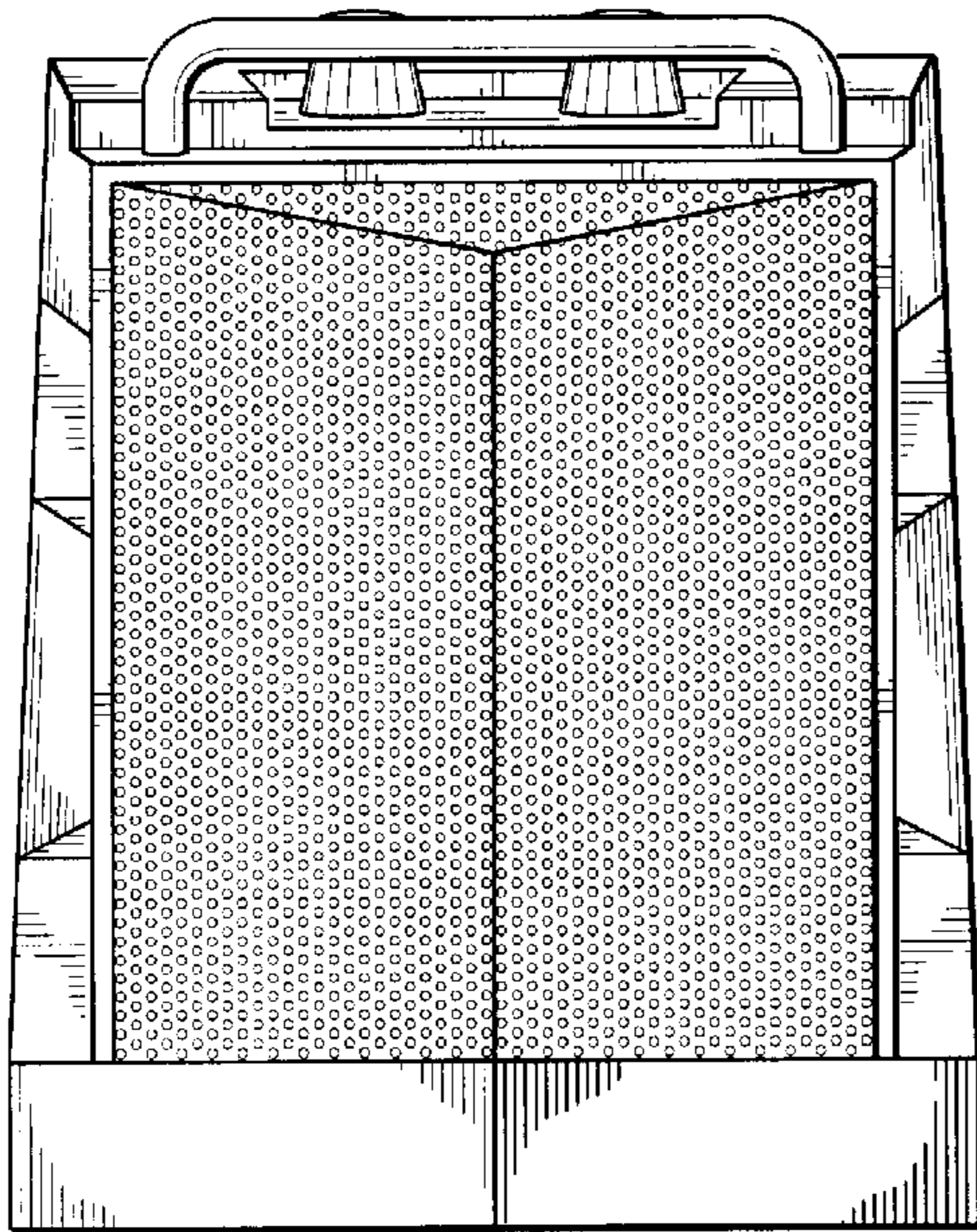


Fig. 1

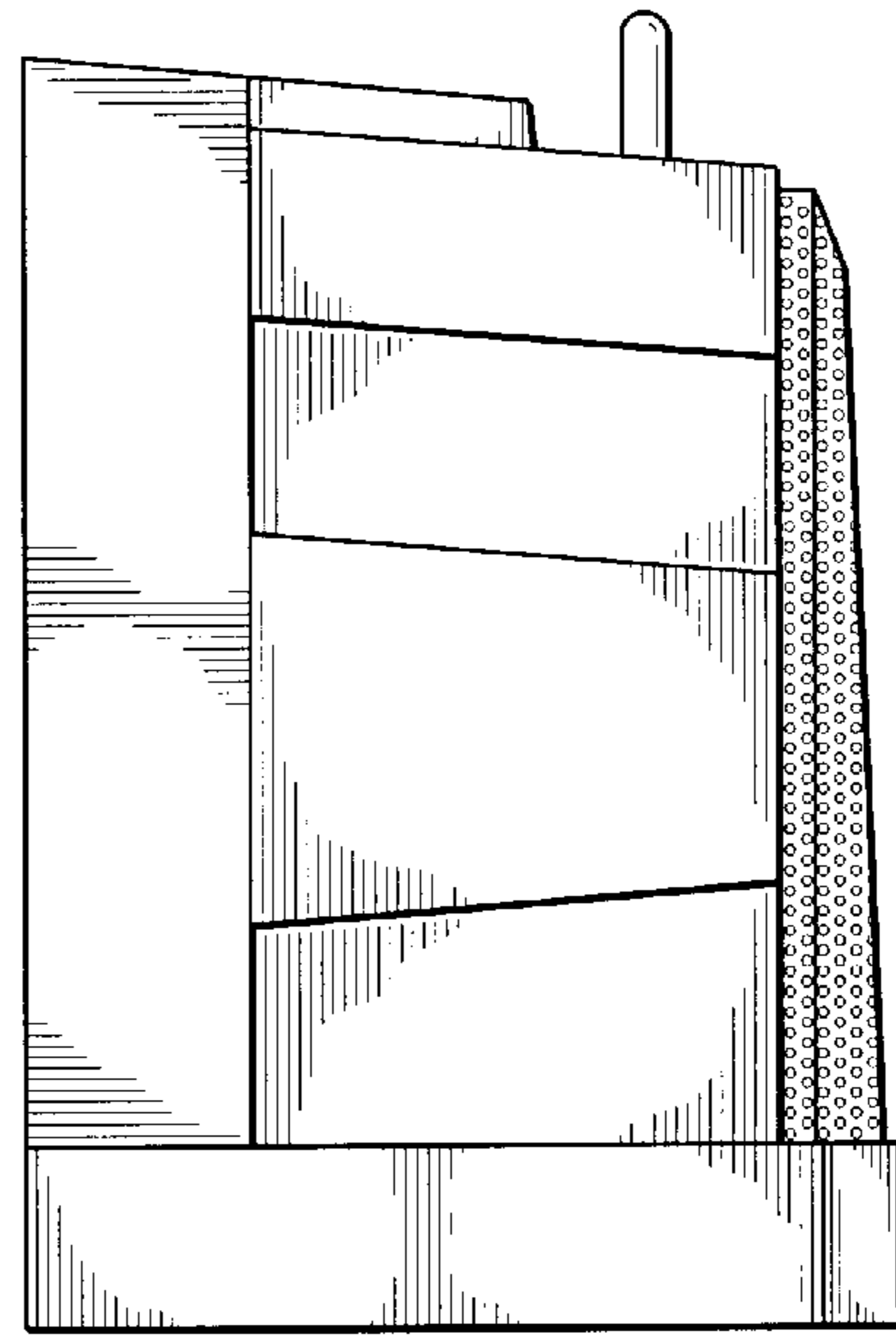


Fig. 2




Fig. 3