

US00D507800S

(12) **United States Design Patent**
Kuwae et al.

(10) **Patent No.:** **US D507,800 S**
(45) **Date of Patent:** **** Jul. 26, 2005**

(54) **CABIN PORTION OF A BACKHOE**

(75) Inventors: **Junta Kuwae, Sakai (JP); Tomoaki Miyake, Sakai (JP)**

(73) Assignee: **Kubota Corporation, Osaka (JP)**

(**) Term: **14 Years**

(21) Appl. No.: **29/198,658**

(22) Filed: **Feb. 2, 2004**

(30) **Foreign Application Priority Data**

Oct. 16, 2003 (JP) 2003-030497

(51) **LOC (8) Cl.** **15-03**

(52) **U.S. Cl.** **D15/30**

(58) **Field of Search** D15/22-26, 28,
D15/30; 180/89.1, 89.12, 235, 900; 414/694,
699, 722-724; 280/400

(56) **References Cited**

U.S. PATENT DOCUMENTS

D354,497 S	*	1/1995	Kusunoki et al.	D15/25
D431,253 S	*	9/2000	Marchetta et al.	D15/25
D436,605 S	*	1/2001	Shaw et al.	D15/30
D440,236 S	*	4/2001	Kraft et al.	D15/28
D450,067 S	*	11/2001	Murakami et al.	D15/25
D450,331 S	*	11/2001	Murakami et al.	D15/25
D450,717 S	*	11/2001	Muraro	D15/25
D460,974 S	*	7/2002	Murakami et al.	D15/25
D473,571 S	*	4/2003	Kuwae et al.	D15/25
D474,481 S	*	5/2003	Hara	D15/25

* cited by examiner

Primary Examiner—Mitchell Siegel

(74) *Attorney, Agent, or Firm*—Webb Ziesenheim Logsdon Orkin & Hanson, P.C.

(57) **CLAIM**

The ornamental design for a cabin portion of a backhoe, as shown and described.

DESCRIPTION

FIG. 1 is a left side view of a cabin portion of a backhoe in accordance with the present invention;

FIG. 2 is a right side view of the cabin portion of a backhoe shown in FIG. 1;

FIG. 3 is a front view of the cabin portion of a backhoe shown in FIG. 1;

FIG. 4 is a rear view of the cabin portion of a backhoe shown in FIG. 1;

FIG. 5 is a top plan view of the cabin portion of a backhoe shown in FIG. 1;

FIG. 6 is a front and right side perspective view of the cabin portion of a backhoe shown in FIG. 1;

FIG. 7 is a rear and left side perspective view of the cabin portion of a backhoe shown in FIG. 1;

FIG. 8 is an enlarged rear view of a portion of the cabin portion of a backhoe shown in FIG. 1; and,

FIG. 9 is an enlarged rear and left side perspective view of the portion of the cabin portion of a backhoe shown in FIG. 8.

1 Claim, 5 Drawing Sheets






Fig. 1




Fig. 2




Fig. 3



Fig. 4




Fig. 5




Fig. 6



Fig. 7




Fig. 8




Fig. 9