



US00D507796S

(12) **United States Design Patent**
Ohta

(10) **Patent No.:** **US D507,796 S**
(45) **Date of Patent:** **** Jul. 26, 2005**

(54) **MOVEABLE CONTROL ELEMENT FOR A KEYBOARD**
(75) Inventor: **Seiya Ohta**, Issaquah, WA (US)
(73) Assignee: **Microsoft Corporation**, Redmond, WA (US)
(**) Term: **14 Years**

5,412,165 A 5/1995 Malone et al.
5,717,430 A * 2/1998 Copland et al. 345/168
D408,366 S 4/1999 Popadiuk
5,923,007 A 7/1999 Emmert
D428,613 S * 7/2000 Chen D14/393
D442,590 S * 5/2001 Ledbetter et al. D14/393
D454,120 S 3/2002 Sadowski et al.
D455,737 S 4/2002 Salmi et al.
D464,051 S * 10/2002 Wu D14/392
D467,589 S * 12/2002 Jones et al. D14/455
6,823,222 B2 11/2004 Chen et al.

(21) Appl. No.: **29/208,183**
(22) Filed: **Jun. 25, 2004**

* cited by examiner

(51) **LOC (8) Cl.** **14-02**
(52) **U.S. Cl.** **D14/456**
(58) **Field of Search** D14/391-399,
D14/455, 388, 390-401, 456, 411, 432;
D18/1, 2, 7, 11; 178/17 A, 17 C; 200/5 A,
5 R, 6 A, 6 R; 235/145 A, 145 R; 341/22,
23; 345/160, 168; 400/486-489, 492; D8/349,
382, 397-399

Primary Examiner—Freda S. Nunn
(74) *Attorney, Agent, or Firm*—Banner & Witcoff, Ltd.

(57) **CLAIM**

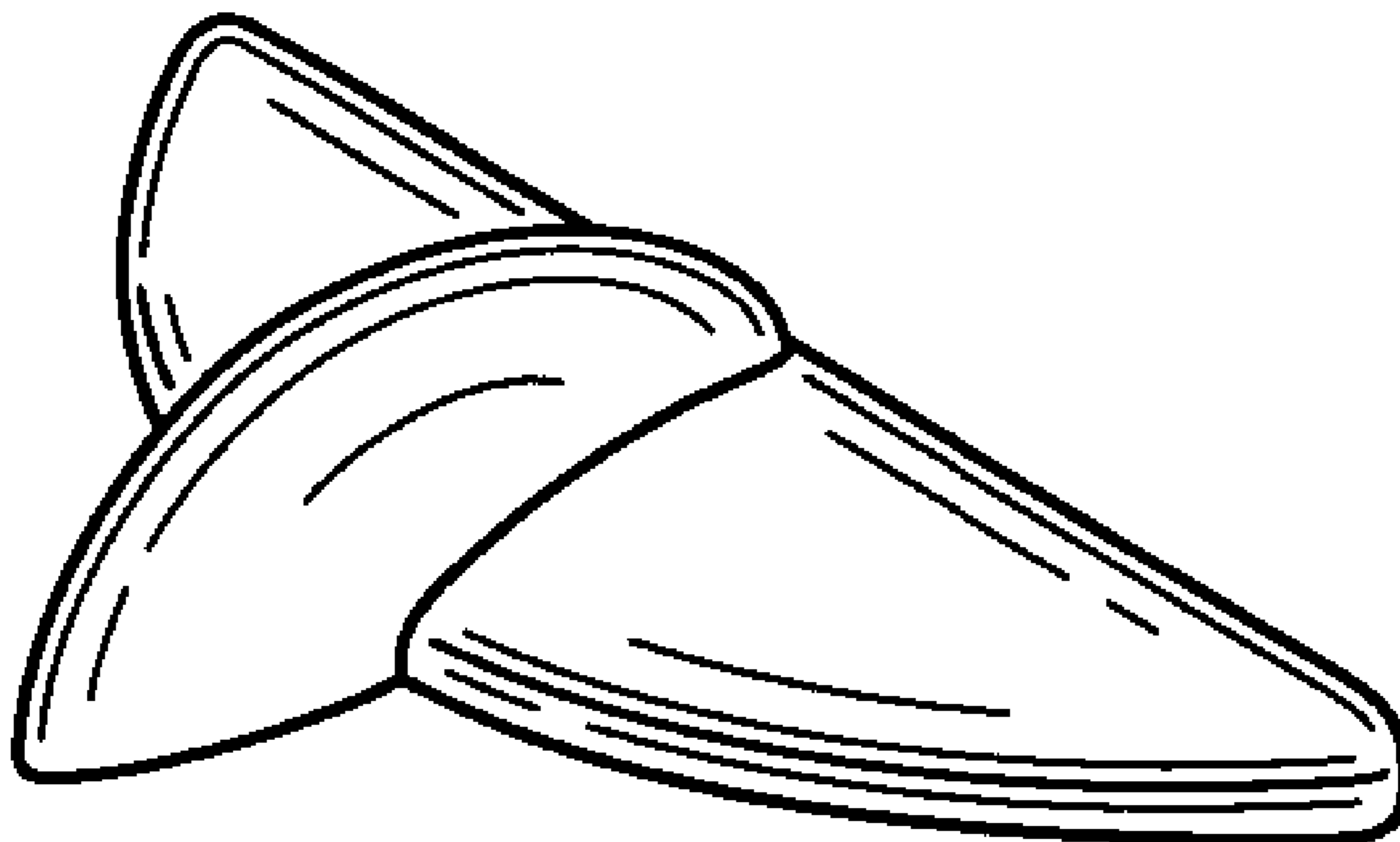
The ornamental design for a moveable control element for a keyboard, as shown and described.

DESCRIPTION

FIG. 1 is a top perspective view of a moveable control element for a keyboard showing my new design;
FIG. 2 is a top view thereof;
FIG. 3 is a first side view thereof;
FIG. 4 is a second side view thereof;
FIG. 5 is a front view thereof; and,
FIG. 6 is a rear view thereof.
The unshown bottom portion of the moveable control element forms no part of the claimed design.

(56) **References Cited**
U.S. PATENT DOCUMENTS
1,730,233 A 10/1929 Norviel
D123,892 S 12/1940 Pellegrin
D132,433 S 5/1942 Pellegrin
3,369,100 A 2/1968 Kussy et al.
D241,853 S 10/1976 Spira et al.
D287,598 S 1/1987 Moggridge
D333,124 S 2/1993 Carson
D352,278 S 11/1994 Sharpe, III et al.

1 Claim, 1 Drawing Sheet



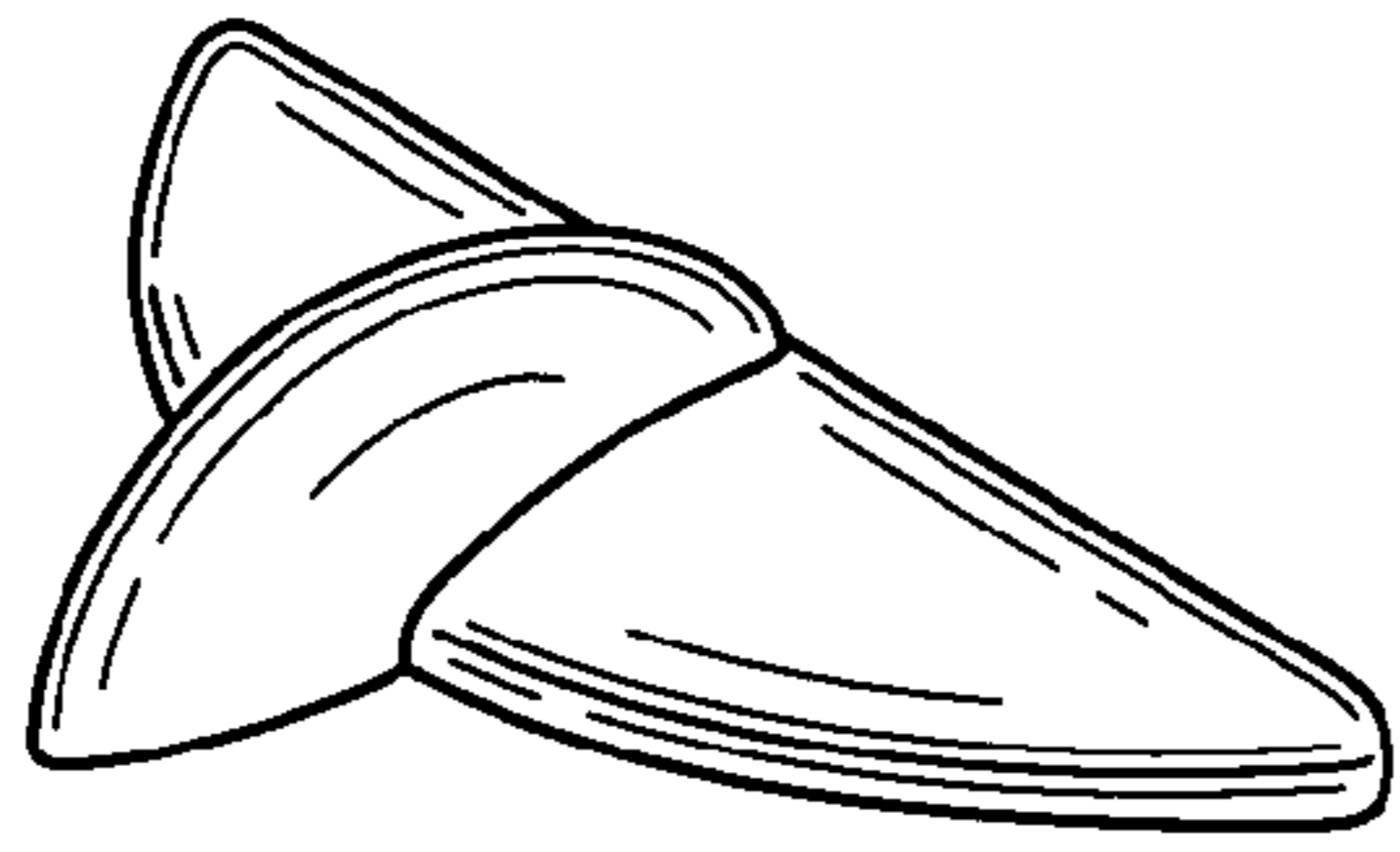


FIG. 1

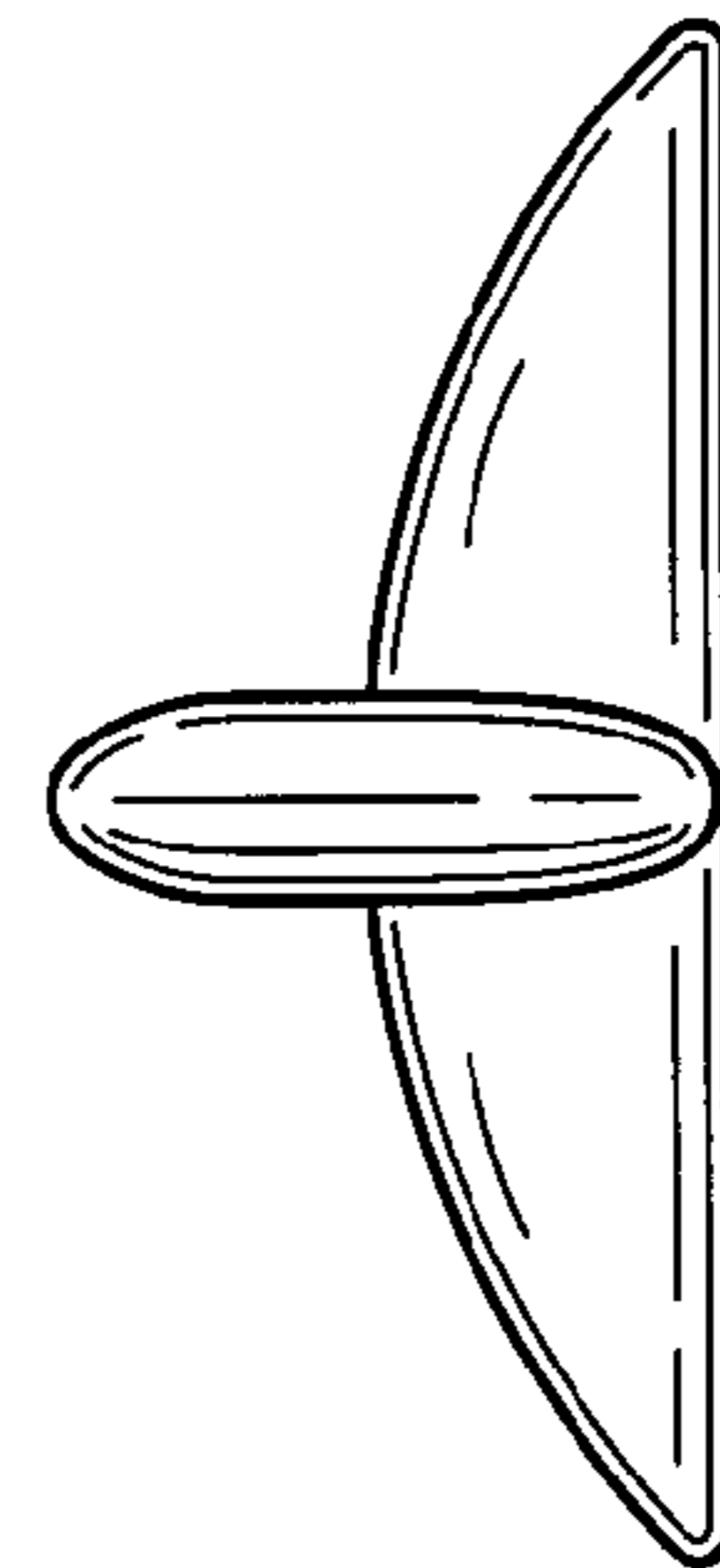


FIG. 2



FIG. 3



FIG. 4

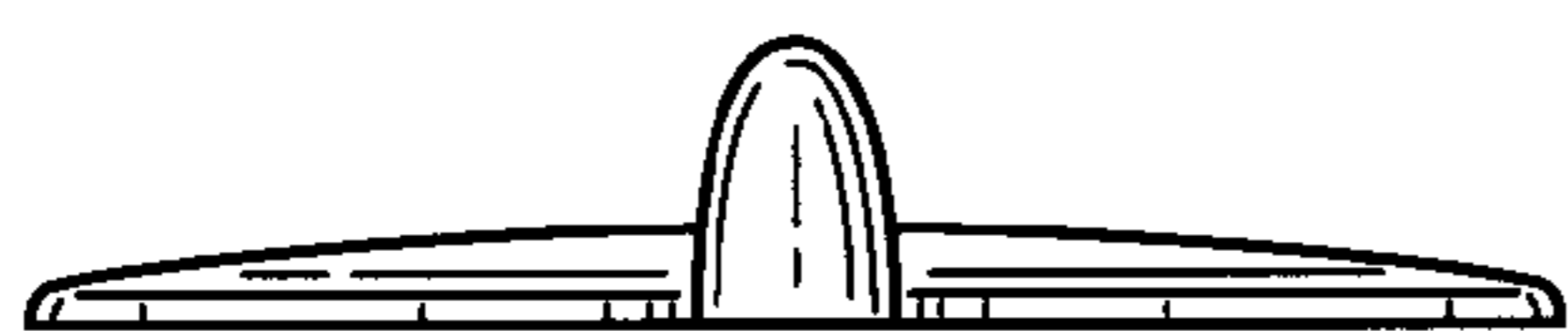


FIG. 5

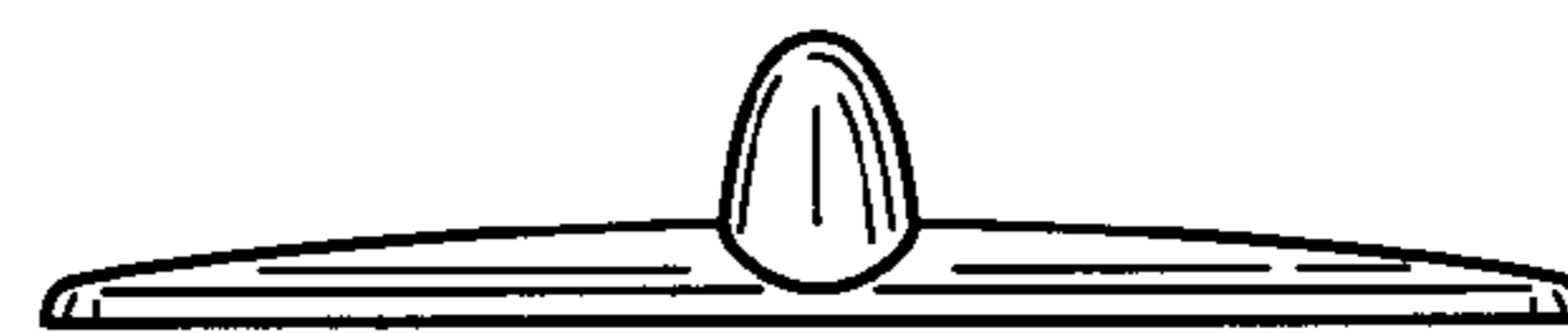


FIG. 6