

US00D507779S

(12) **United States Design Patent**
Mazzullo et al.

(10) **Patent No.:** **US D507,779 S**
(45) **Date of Patent:** **** Jul. 26, 2005**

(54) **ELECTRICAL COUPLER**
(75) **Inventors:** **Ray Mazzullo, Constantia (ZA); Johan Du Toit, Rondebosch (ZA); Adrian Mazzullo, Constantia (ZA); Graeme Eric Farham, Parklands (ZA)**

(73) **Assignee:** **Power Logic Holdings AG, Aarau (CH)**

(**) **Term:** **14 Years**

(21) **Appl. No.:** **29/188,834**

(22) **Filed:** **Aug. 26, 2003**

(30) **Foreign Application Priority Data**

Feb. 27, 2003 (ZA) A2003/00186

(51) **LOC (8) Cl.** **13-03**

(52) **U.S. Cl.** **D13/146; D13/133**

(58) **Field of Search** D13/123, 133,
D13/146-147, 149, 154, 155, 184, 199;
439/95, 352, 445, 447, 449, 483, 606-607,
610, 669

(56) **References Cited**

U.S. PATENT DOCUMENTS

D128,400 S * 7/1941 Miller D13/146
D191,399 S * 9/1961 Leach D13/146
4,627,545 A * 12/1986 Herbert et al. 213/100 R
D298,313 S * 11/1988 De Jong D13/133
5,322,972 A * 6/1994 Fitch et al. 174/88 R

D379,968 S * 6/1997 Tan et al. D13/147
D392,942 S * 3/1998 Lee D13/147
D415,733 S * 10/1999 Wu D13/146
D429,218 S * 8/2000 Lee D13/147
D456,358 S * 4/2002 Niklander et al. D13/146
D489,332 S * 5/2004 Nishio et al. D13/147
D494,934 S * 8/2004 Milan D13/133

* cited by examiner

Primary Examiner—Prabhakar Deshmukh

Assistant Examiner—Daniel Bui

(74) *Attorney, Agent, or Firm*—Swidler Berlin LLP

(57) **CLAIM**

We claim the ornamental design of an electrical coupler, as shown.

DESCRIPTION

FIG. 1 is a pictorial view of an electrical coupler showing our new design;

FIG. 2 is a top plan view of the electrical coupler;

FIG. 3 is an underneath plan view of the electrical coupler;

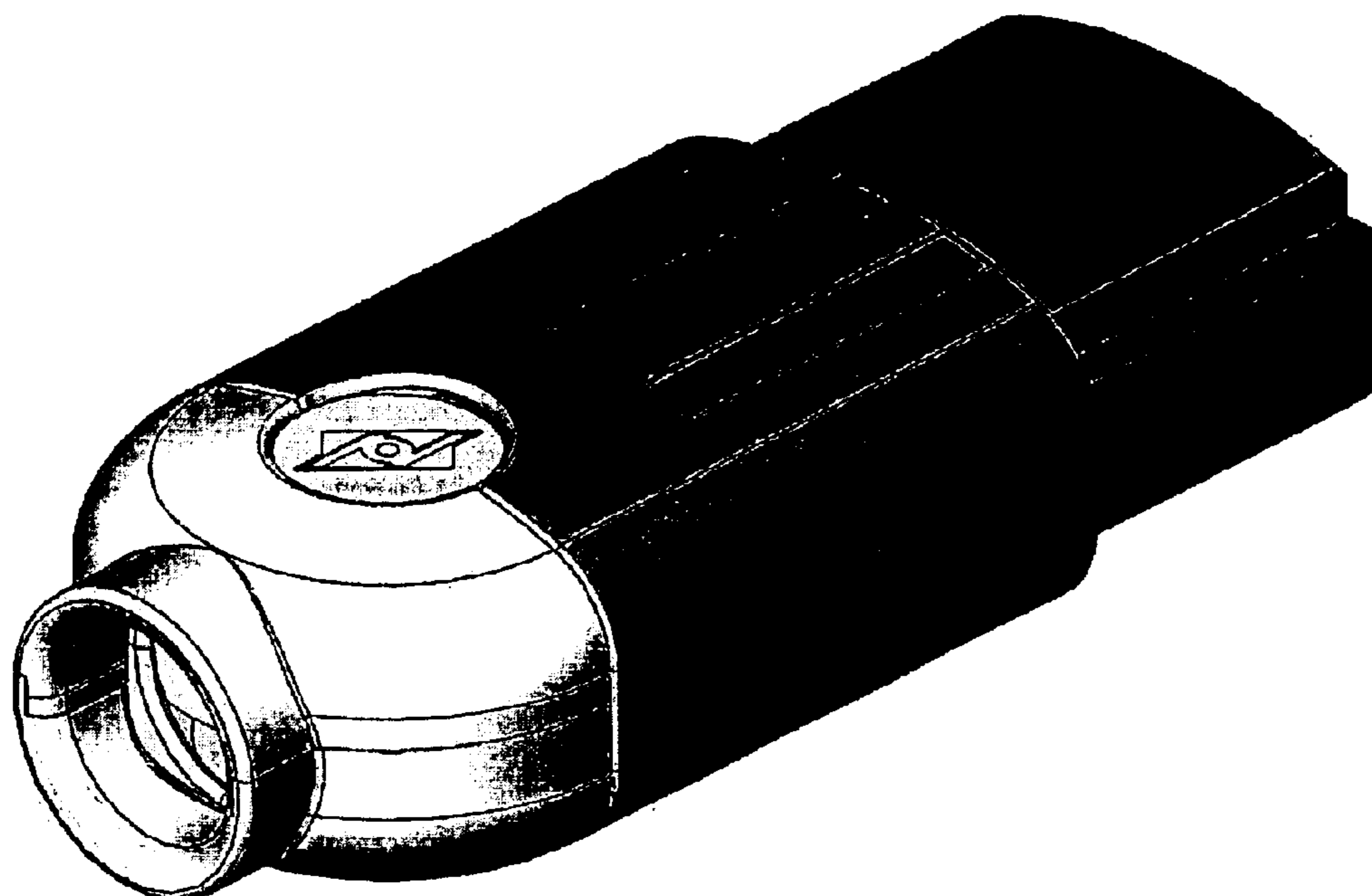
FIG. 4 is an elevation view of the electrical coupler from one side;

FIG. 5 is an elevation view of the electrical coupler from the other side;

FIG. 6 is a view of the electrical coupler from one end on an enlarged scale; and,

FIG. 7 is a view of the electrical coupler from the other end on an enlarged scale.

1 Claim, 7 Drawing Sheets



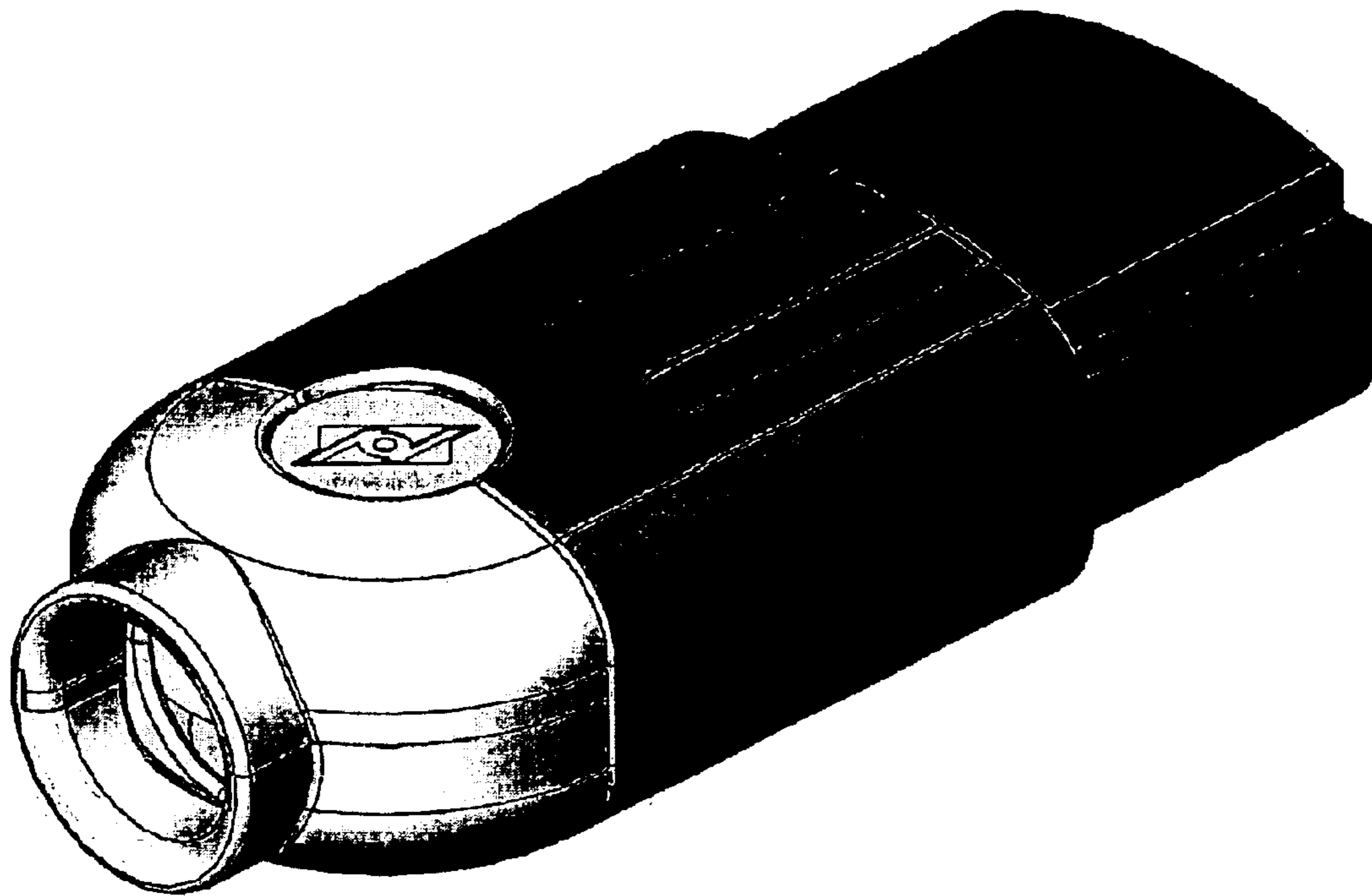


Fig. 1




Fig. 2




Fig. 3




Fig. 4




Fig. 5

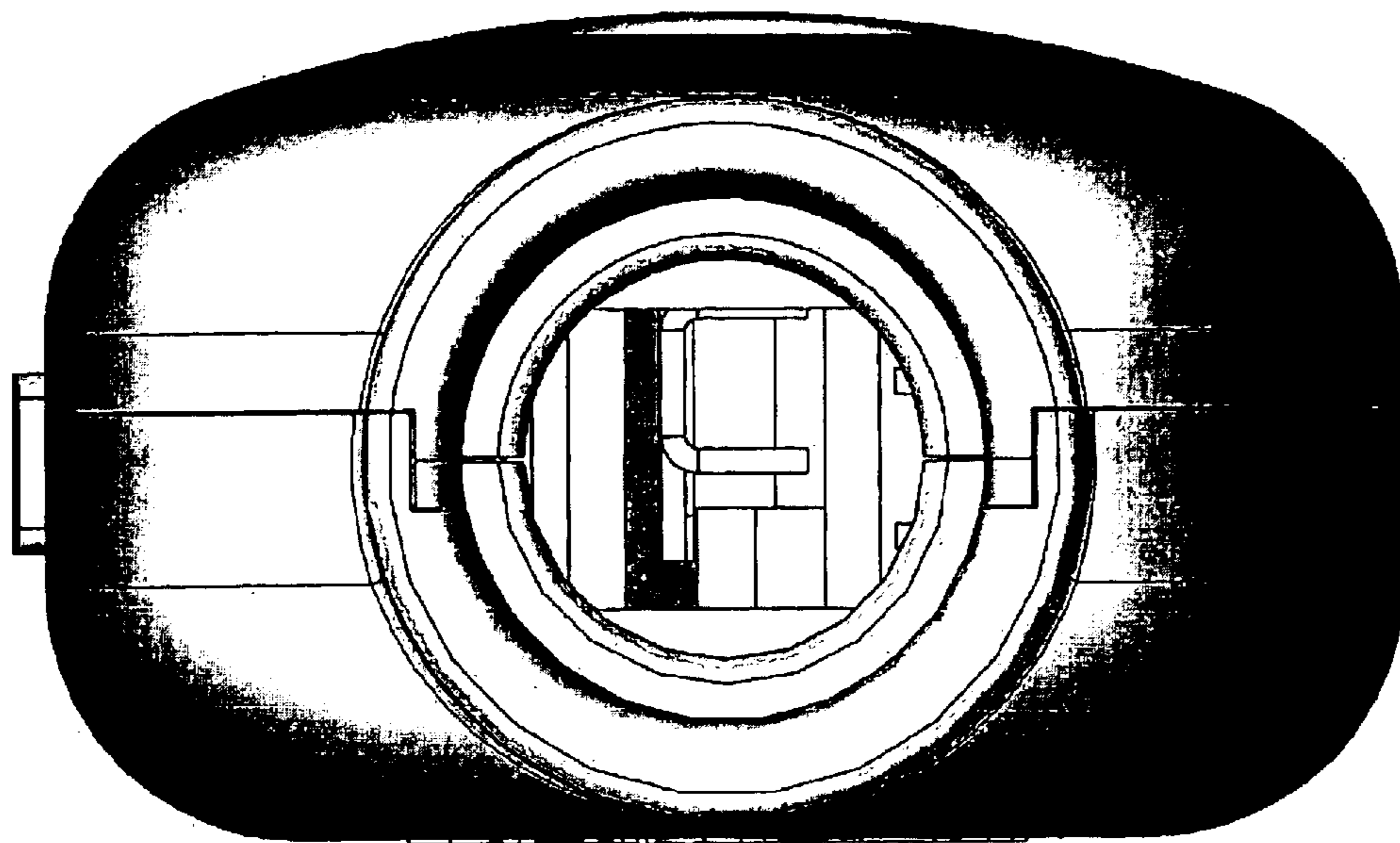


Fig. 6

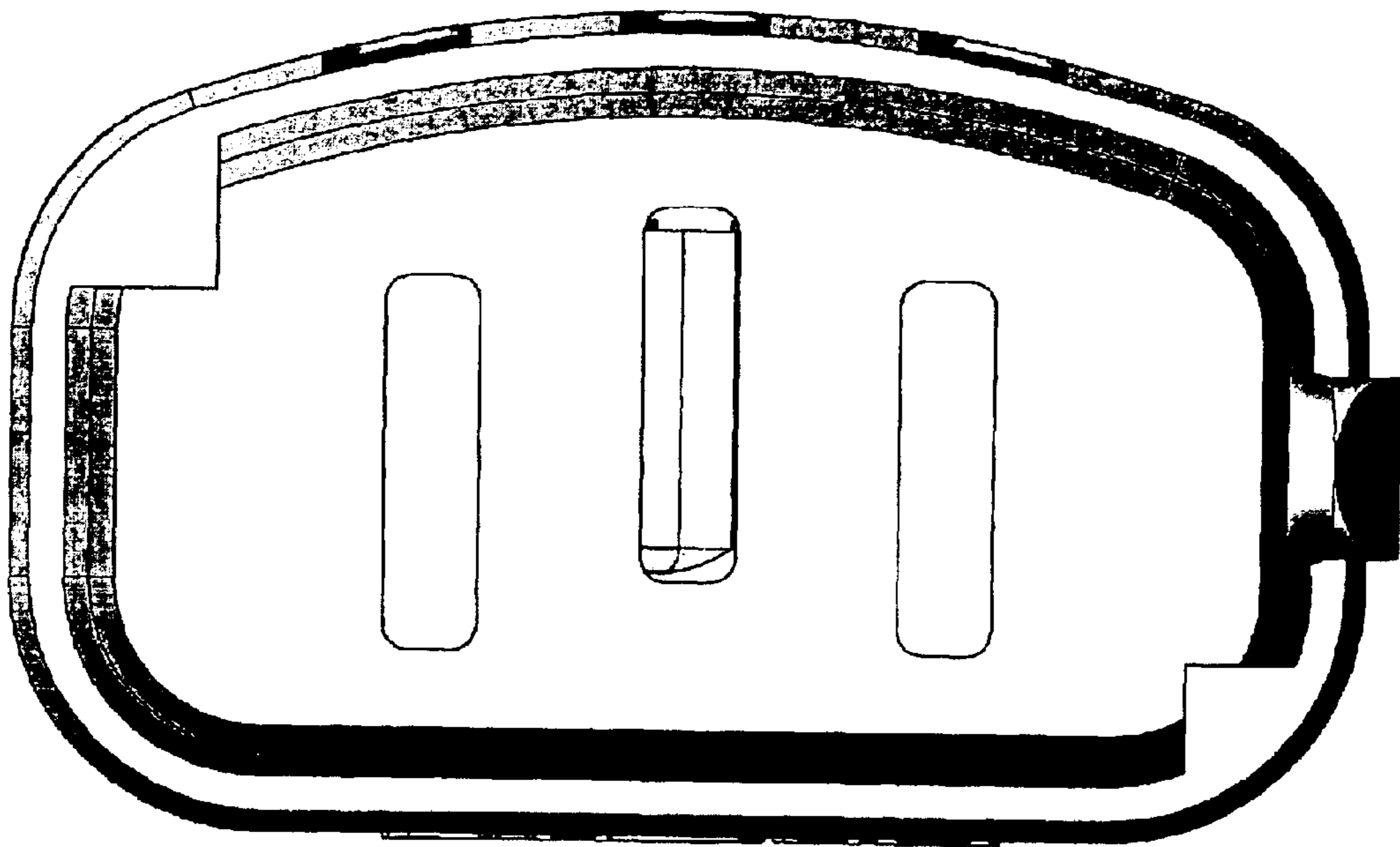


Fig. 7