

US00D507771S

(12) **United States Design Patent** (10) **Patent No.:** **US D507,771 S**
Wang (45) **Date of Patent:** **** Jul. 26, 2005**

(54) **VEHICLE STEERING-WHEEL COVER**

(57) **CLAIM**

(76) **Inventor:** **Calvin S. Wang**, 768 S. Turnbull
Canyon Rd., City of Industry, CA (US)
91745

The ornamental design for a vehicle steering-wheel cover, as
shown and described.

(**) **Term:** **14 Years**

DESCRIPTION

(21) **Appl. No.:** **29/211,367**

(22) **Filed:** **Aug. 16, 2004**

(51) **LOC (8) Cl. 12-16**

(52) **U.S. Cl. D12/177**

(58) **Field of Search D12/175-177;**
74/552, 558, 558.5

FIG. 1 is a front elevational view of a vehicle steering-wheel
cover showing my new design, the rear elevational view
being a mirror image;

FIG. 2 is a top plan view of FIG. 1,

FIG. 3 is a bottom plan view of FIG. 1,

FIG. 4 is a right side view of FIG. 1, the left side view being
a mirror image,

FIG. 5 is a front elevational view of a second embodiment
of the vehicle steering-wheel cover, the rear elevational view
being a mirror image,

FIG. 6 is a top plan view of FIG. 5,

FIG. 7 is a bottom plan view of FIG. 4,

FIG. 8 is a right side elevational view of FIG. 5, the left side
view being a mirror image,

FIG. 9 is a front elevational view of a third embodiment of
the vehicle steering-wheel cover, the rear elevational view
being a mirror image,

FIG. 10 is a top plan view of FIG. 9,

FIG. 11 is a bottom plan view of FIG. 9; and,

FIG. 12 is a right side elevational view of FIG. 9, the left
side view being a mirror image.

(56) **References Cited**

U.S. PATENT DOCUMENTS

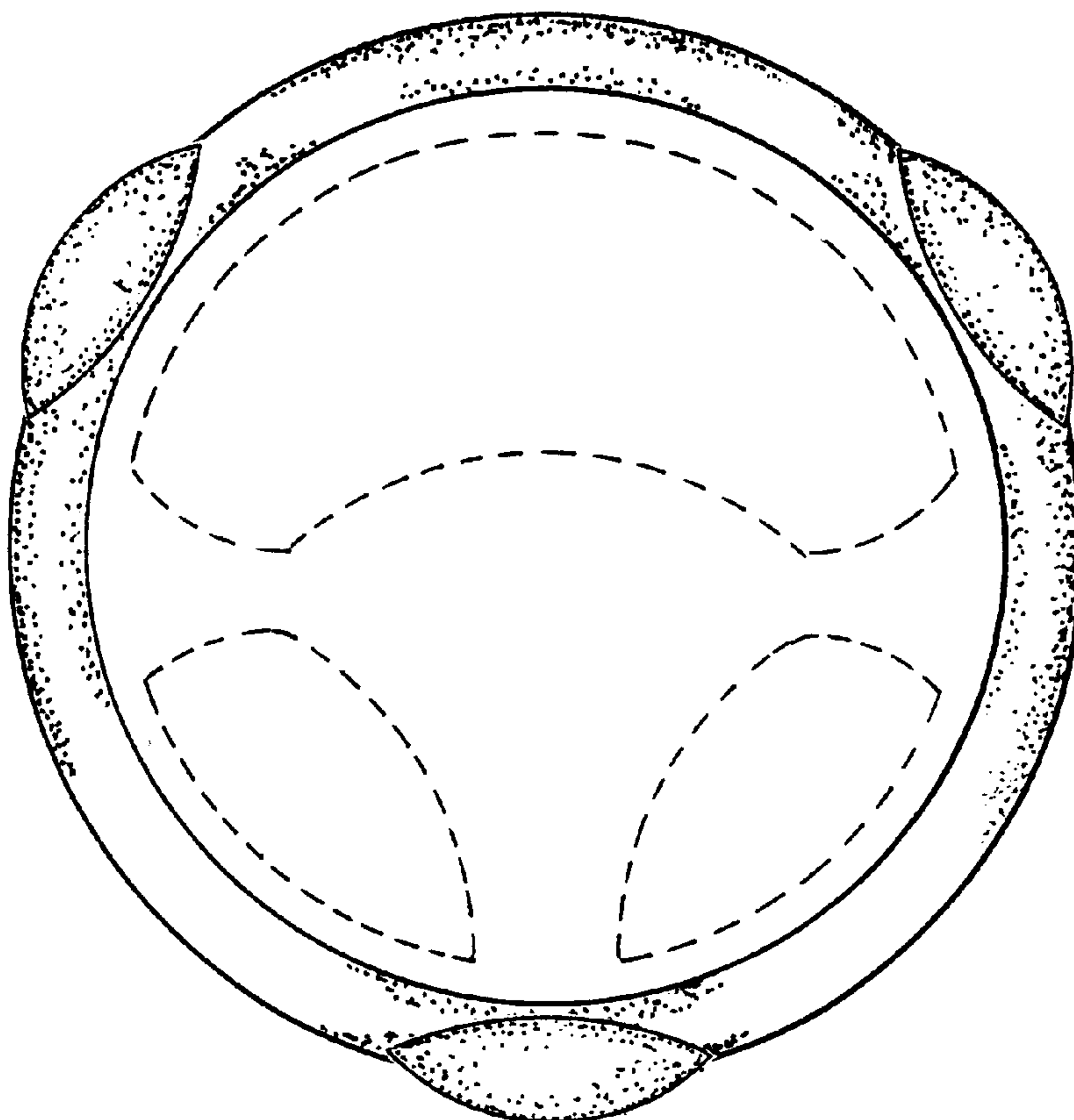
D364,372 S	*	11/1995	Shroitman	D12/177
D429,671 S	*	8/2000	Stevens	D12/177
D436,068 S	*	1/2001	Stevens	D12/176
D437,272 S	*	2/2001	Lin	D12/177
D447,455 S	*	9/2001	Stevens	D12/177

* cited by examiner

Primary Examiner—Melody N. Brown

(74) *Attorney, Agent, or Firm*—Albert O. Cota

1 Claim, 3 Drawing Sheets






Fig. 2

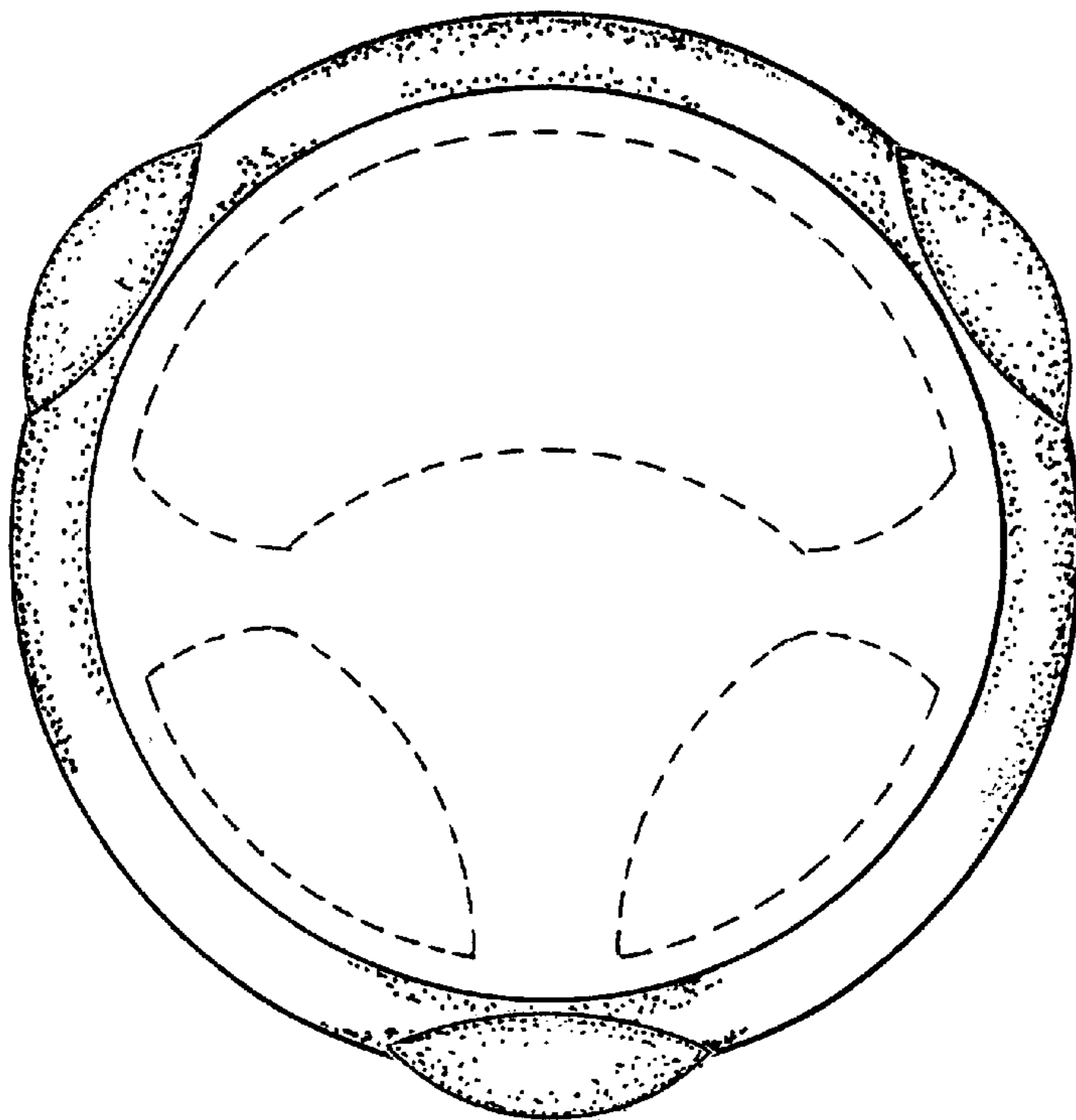


Fig. 1



Fig. 4




Fig. 3




Fig. 6

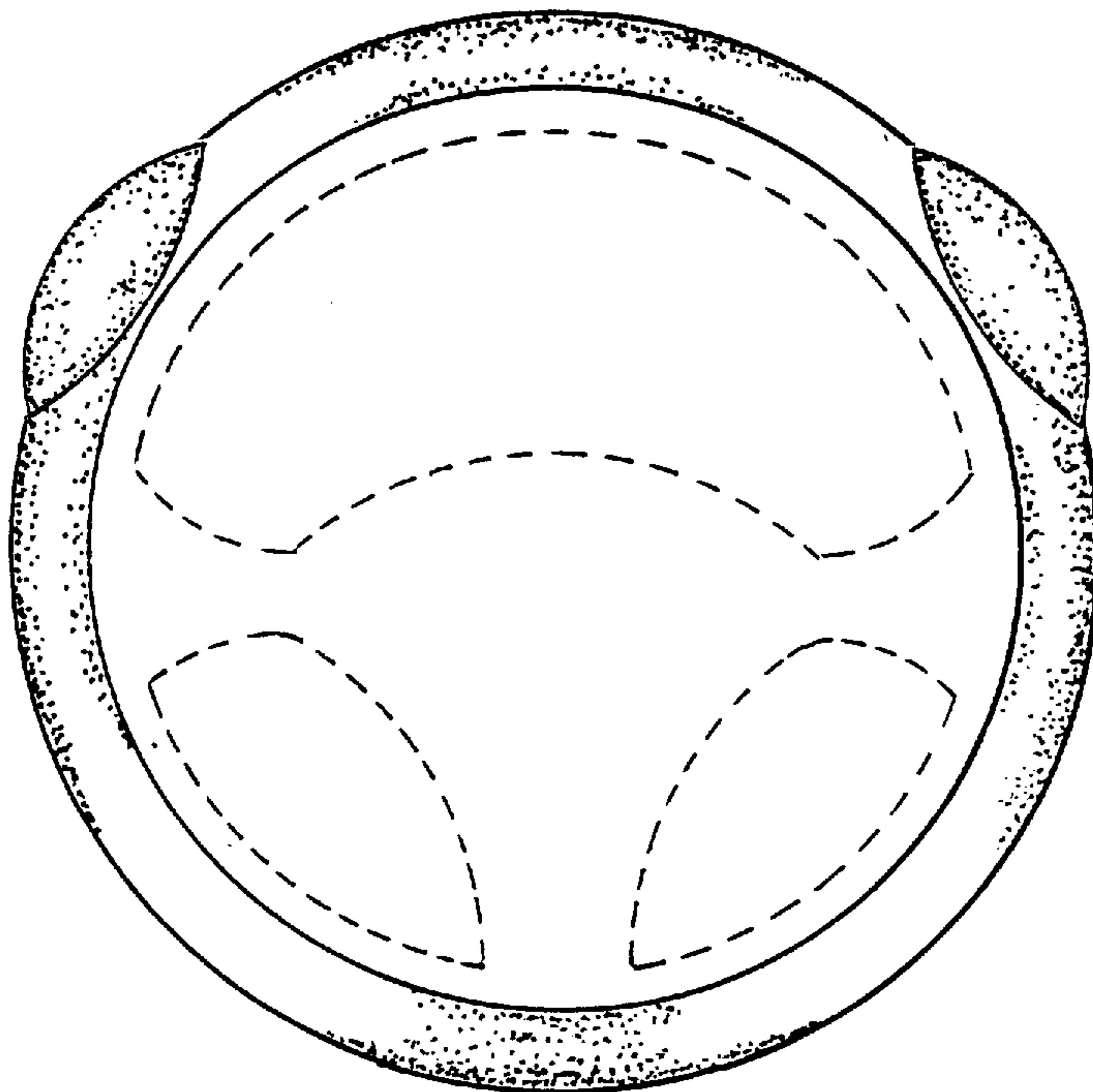


Fig. 5



Fig. 8




Fig. 7




Fig. 10

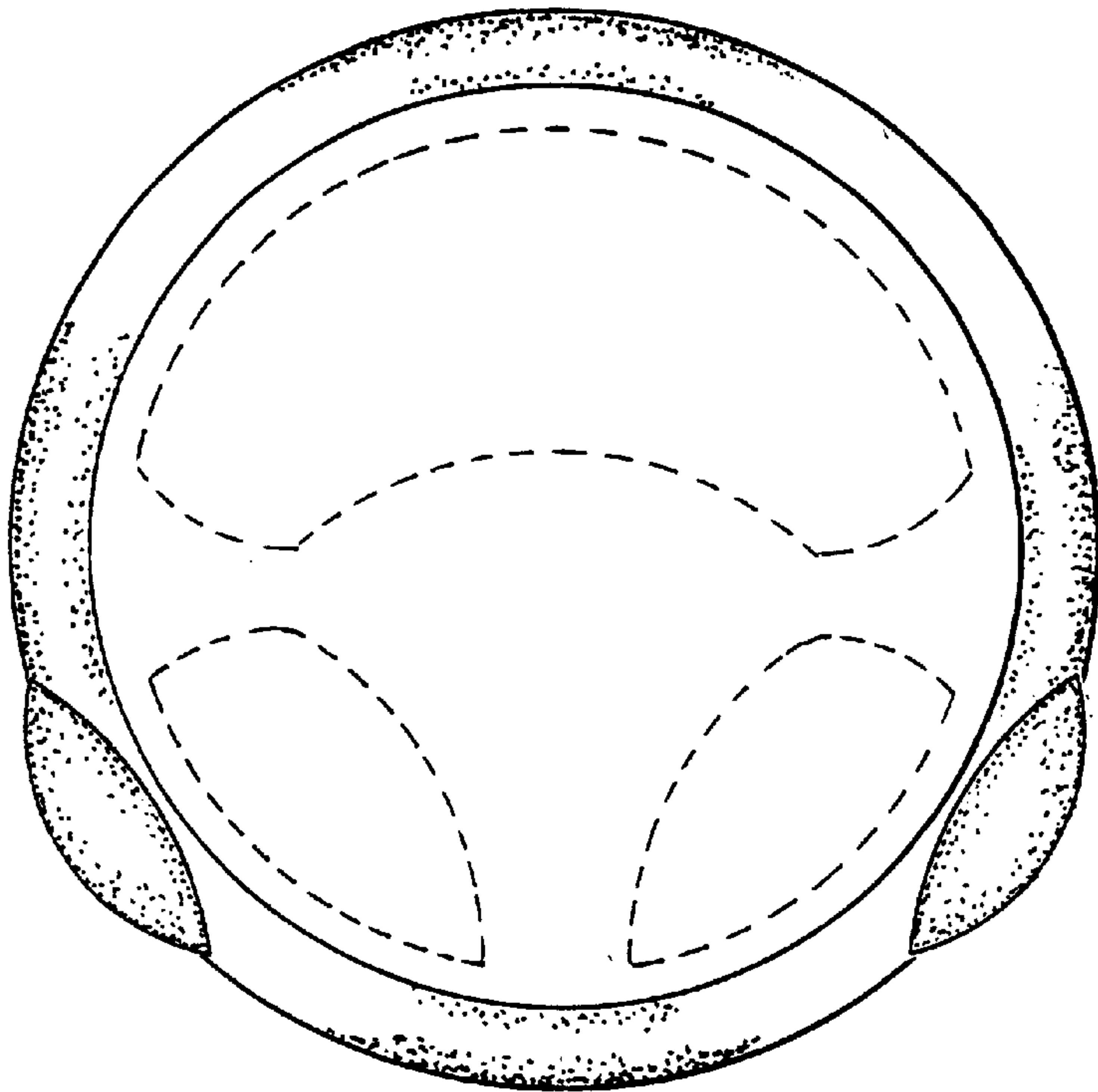


Fig. 9



Fig. 12




Fig. 11