

US00D507762S

(12) **United States Design Patent**
Lehman et al.

(10) **Patent No.:** **US D507,762 S**
(45) **Date of Patent:** **** Jul. 26, 2005**

(54) **DOME PLANT STAND**

(76) Inventors: **Hope P. Lehman**, 7603 S. St. Moritz Rd., Evergreen, CO (US) 80439; **David B. Lehman**, 7603 S. St. Moritz, Evergreen, CO (US) 80439

(**) **Term:** **14 Years**

(21) **Appl. No.:** **29/195,439**

(22) **Filed:** **Dec. 11, 2003**

(51) **LOC (8) Cl.** **11-02**

(52) **U.S. Cl.** **D11/164; D11/152**

(58) **Field of Search** D11/143-145, D11/149, 152-154, 157, 164, 147; 47/65.5, 67, 66.6, 69, 70, 71, 79, 80, 81; 220/574, 579; 206/423; 248/27.8; D7/354, 359, 367, 672, 538, 540, 584

(56) **References Cited**

U.S. PATENT DOCUMENTS

| | | | | | |
|-------------|---|---------|----------------|-------|---------|
| D8,340 S | * | 5/1875 | Jones | | D11/151 |
| 603,492 A | | 5/1898 | Waterer | | |
| D49,384 S | * | 7/1916 | Bennett | | D11/147 |
| D73,411 S | * | 9/1927 | Magee | | D11/147 |
| 2,206,694 A | | 7/1940 | Greene | | |
| 2,989,205 A | | 6/1961 | Yaws | | |
| D199,162 S | * | 9/1964 | Russo | | D11/152 |
| 3,866,351 A | | 2/1975 | Cobia | | |
| D259,629 S | * | 6/1981 | Titus | | D11/144 |
| D262,274 S | * | 12/1981 | Lahr | | D11/152 |
| 4,833,823 A | | 5/1989 | Edwards | | |
| 4,860,491 A | | 8/1989 | Panuski | | |
| 5,042,197 A | | 8/1991 | Pope | | |
| 5,101,997 A | * | 4/1992 | Bagwell et al. | | D11/152 |
| 5,209,013 A | | 5/1993 | Sellers | | |
| D346,568 S | | 5/1994 | Bates | | |
| D346,764 S | | 5/1994 | Sellers | | |
| 5,309,670 A | * | 5/1994 | Bates | | 47/71 |
| 5,321,909 A | | 6/1994 | Loran | | |
| D373,328 S | | 9/1996 | Sellers | | |
| 5,582,380 A | | 12/1996 | Hagen | | |
| D399,787 S | | 10/1998 | Wagner | | |

| | | | | | |
|--------------|---|---------|-------------------|-------|---------|
| D399,788 S | | 10/1998 | Wagner | | |
| D411,058 S | | 6/1999 | Sellers | | |
| 6,047,499 A | | 4/2000 | Staas | | |
| D432,455 S | * | 10/2000 | Rosenberg | | D11/152 |
| 6,125,580 A | | 10/2000 | Fan | | |
| 6,131,334 A | | 10/2000 | Fan | | |
| D435,481 S | | 12/2000 | Wagner | | |
| D436,888 S | | 1/2001 | Sellers | | |
| D437,803 S | | 2/2001 | Sellers | | |
| D442,422 S | * | 5/2001 | Dabney | | D11/152 |
| D455,675 S | * | 4/2002 | Rose | | D11/164 |
| 6,571,980 B2 | * | 6/2003 | Littlejohn et al. | | 220/574 |

* cited by examiner

Primary Examiner—Mimosa De
(74) *Attorney, Agent, or Firm*—Timothy J. Martin; Michael R. Henson; Rebecca A. Gegick

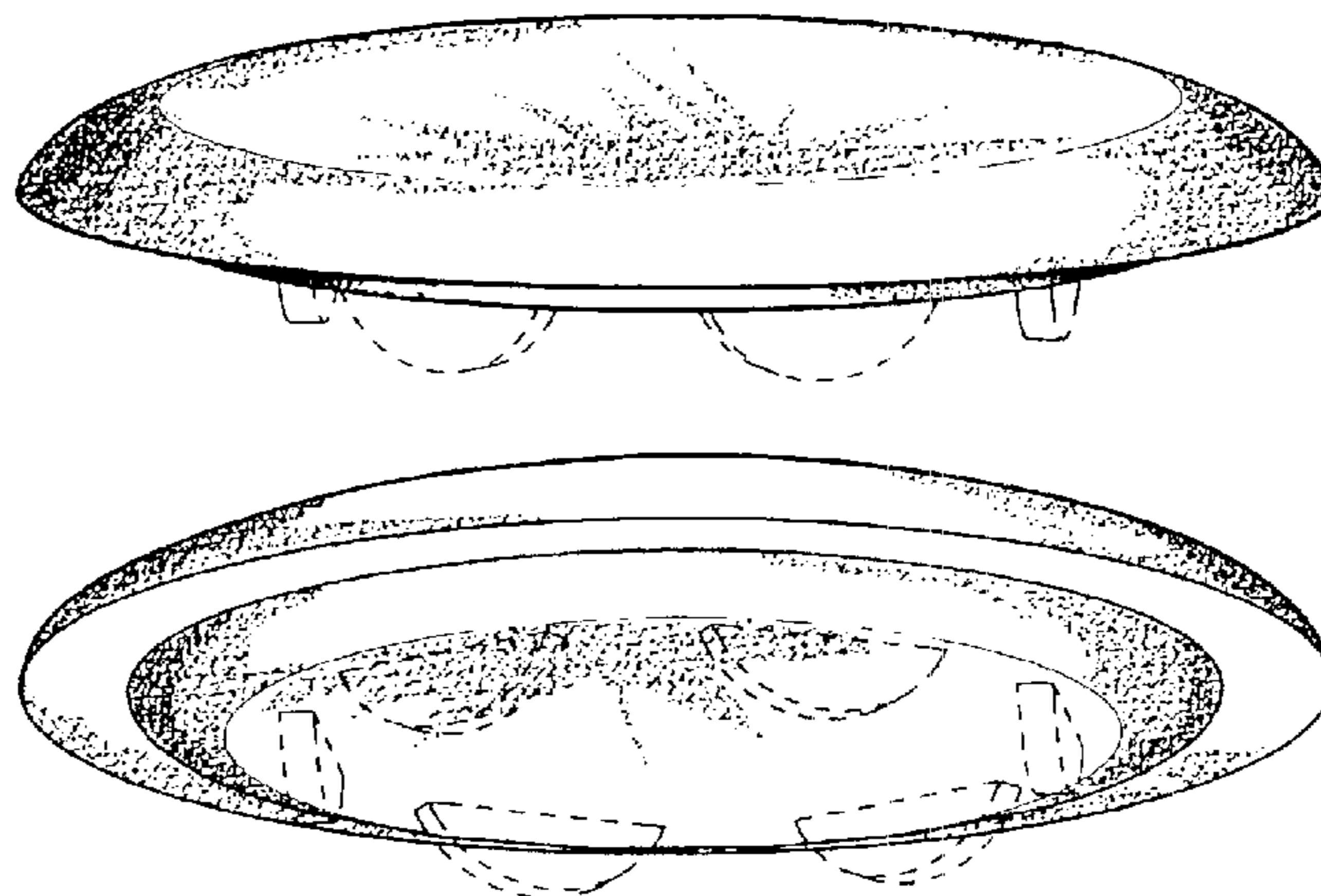
(57) **CLAIM**

The ornamental design for a dome plant stand, as shown and described.

DESCRIPTION

FIG. 1 is a top perspective view of a dome plant stand showing our new design, with support feet therefor shown in broken lines for illustrative purposes only so that it forms no part of the claimed design;
FIG. 2 is a bottom perspective view of the dome plant stand shown in FIG. 1 with support feet therefor shown in broken lines for illustrative purposes only so that it forms no part of the claimed design;
FIG. 3 is a top plan view of the dome plant stand shown in FIGS. 1 and 2;
FIG. 4 is a bottom plan view of the dome plant stand shown in FIGS. 1 and 2 with support feet therefor shown in broken lines for illustrative purposes only so that it forms no part of the claimed design; and,
FIG. 5 is a side view in elevation of the dome plant stand shown in FIGS. 1 and 2 with support feet therefor shown in broken lines for illustrative purposes only so that it forms no part of the claimed design.

1 Claim, 1 Drawing Sheet



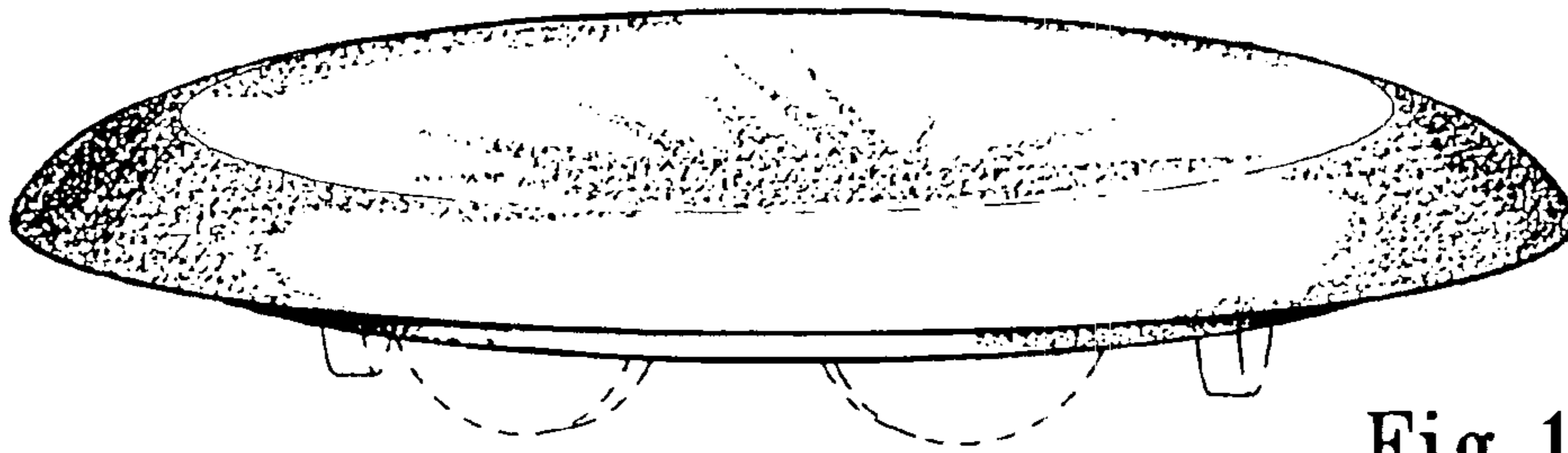


Fig. 1

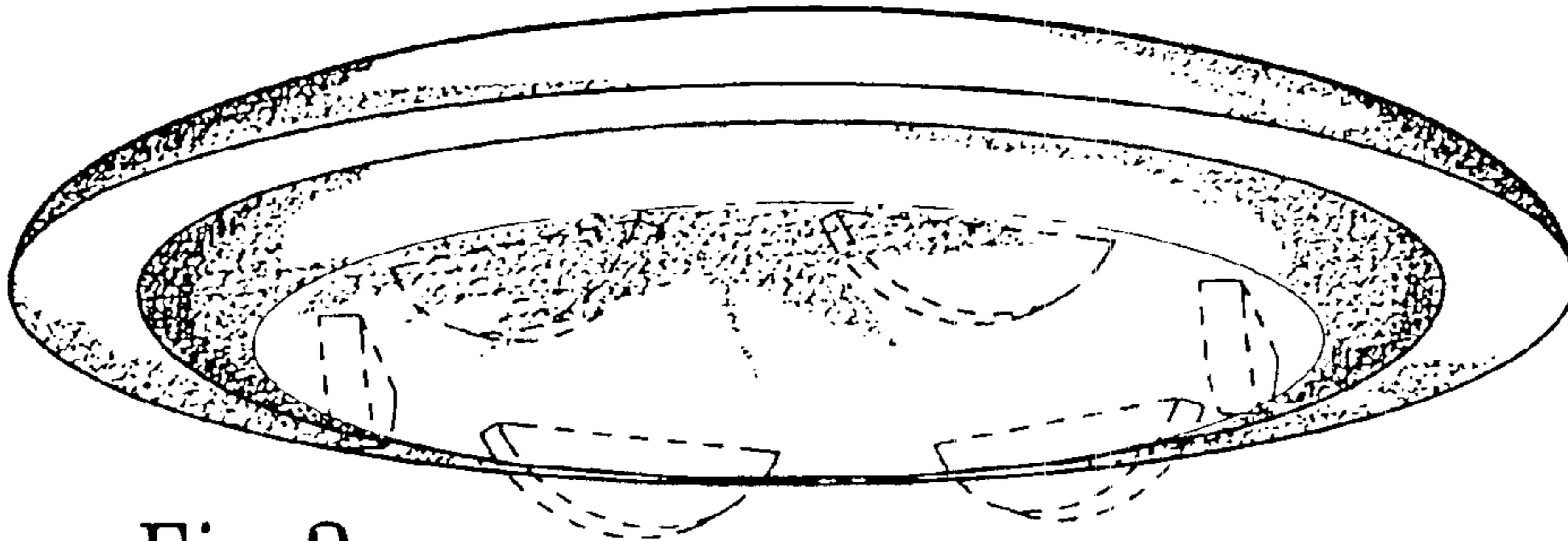


Fig. 2

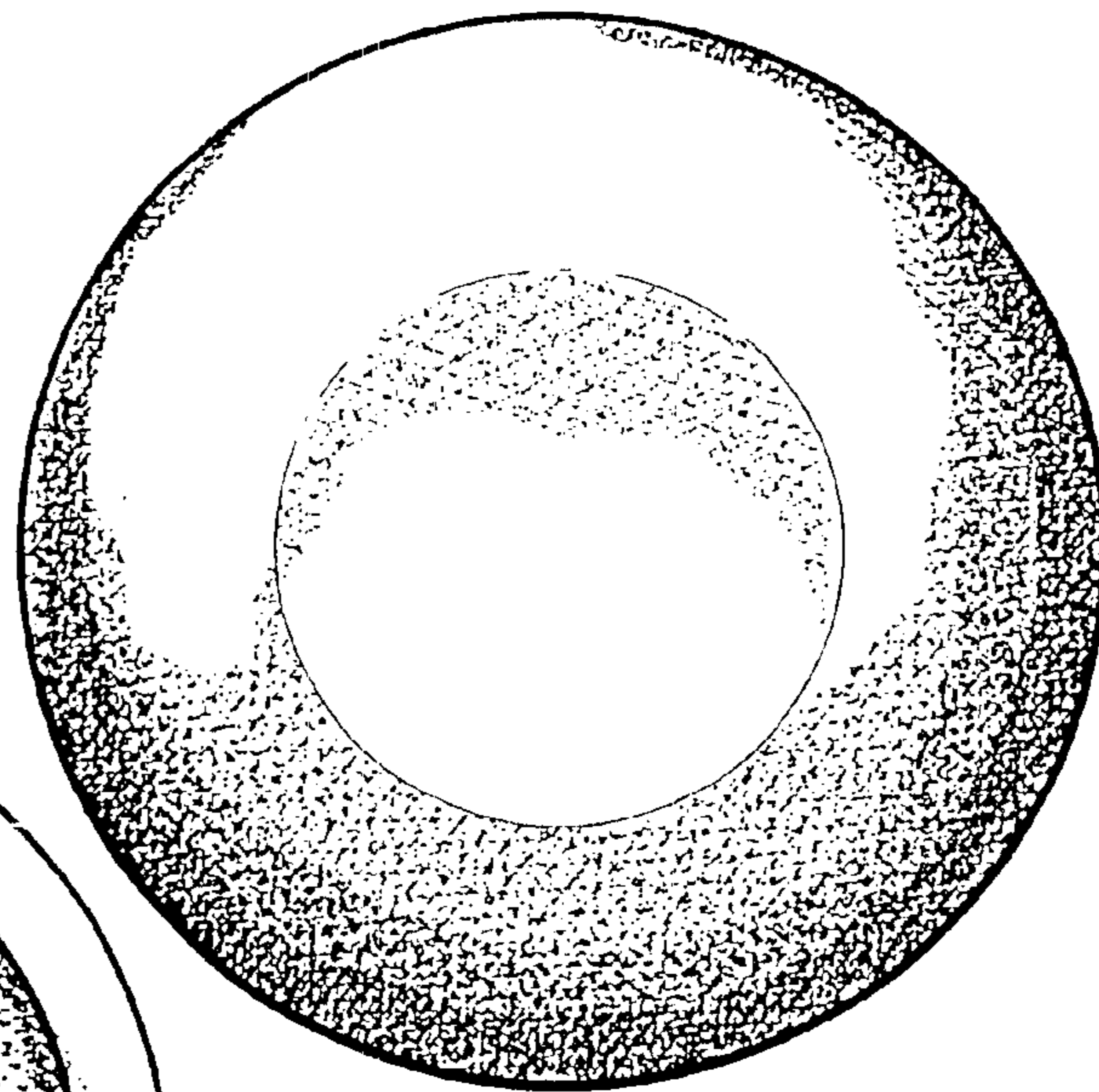


Fig. 3

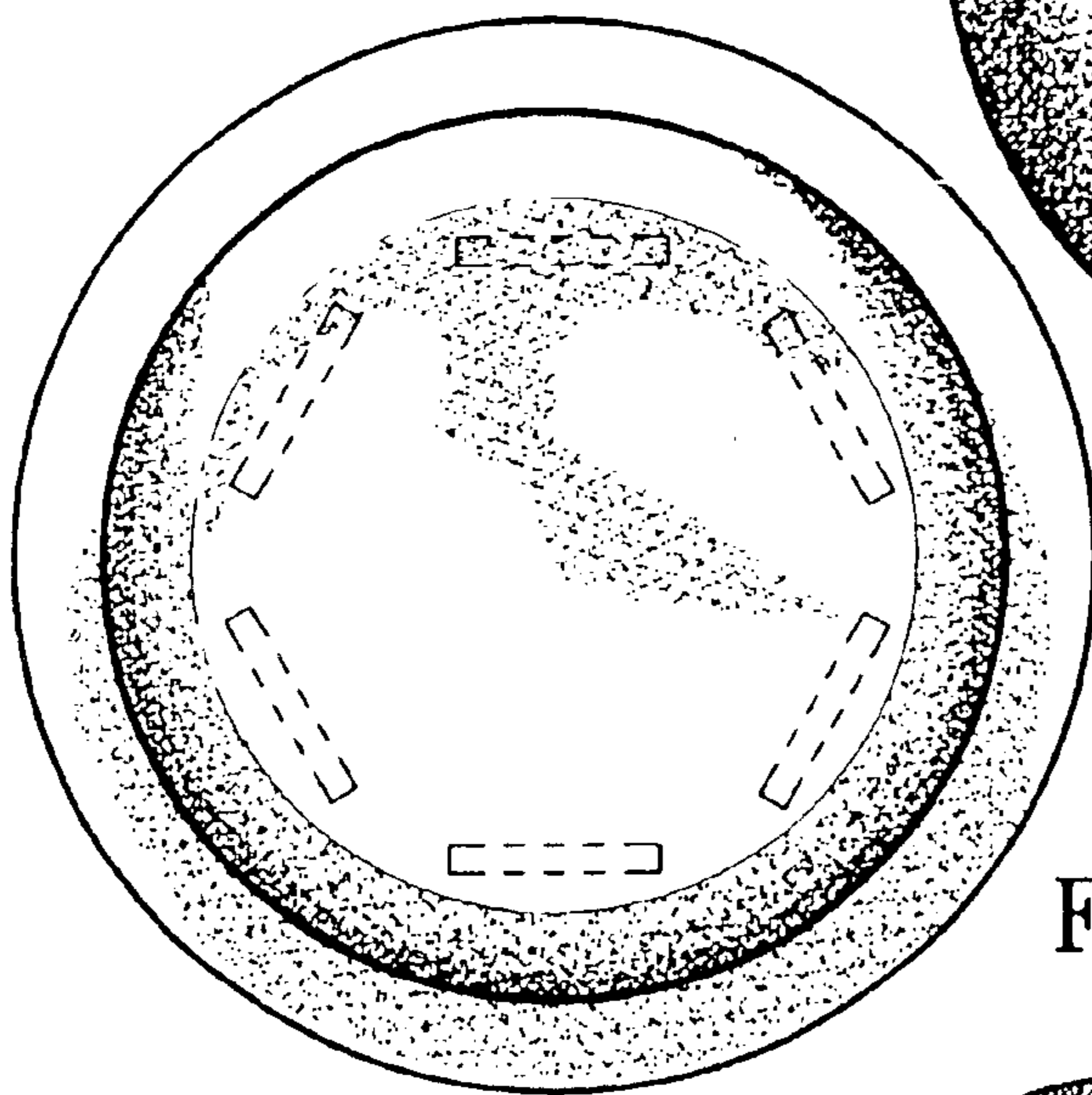


Fig. 4

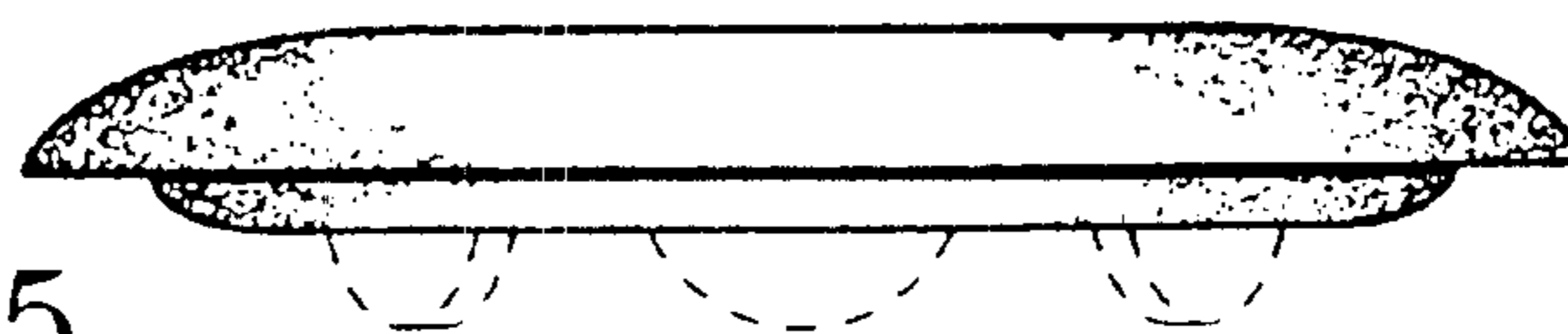


Fig. 5