

US00D507748S

(12) **United States Design Patent** (10) **Patent No.:** **US D507,748 S**
McCutchan et al. (45) **Date of Patent:** **** Jul. 26, 2005**

(54) **BOTTLE**

(75) Inventors: **Michael Dean McCutchan**, Hamilton, OH (US); **Matthew David Martini**, Fairfield, OH (US); **James Gardner Moorhead**, Cincinnati, OH (US); **Jason Robert Phillips**, Cincinnati, OH (US); **Yashodhan H. Dhuru**, Cincinnati, OH (US); **Ares Marasligiller**, Cincinnati, OH (US)

(73) Assignee: **The Procter & Gamble Company**, Cincinnati, OH (US)

(**) Term: **14 Years**

(21) Appl. No.: **29/207,400**

(22) Filed: **Jun. 14, 2004**

(51) **LOC (8) Cl.** **09-01**

(52) **U.S. Cl.** **D9/521; D9/522; D9/530; D9/551**

(58) **Field of Search** D9/682-686, 690-693, D9/516, 521-523, 529-530, 541-543, 549, 551-552, 564-565, 571, 574-575; D24/197; 215/6, 10, 12.1-12.2, 13.1, 382-384, 396, 398, 400; 220/660, 662, 666, 669, 675

(56) **References Cited**

U.S. PATENT DOCUMENTS

D203,075 S * 11/1965 Roberts D9/543
D253,630 S * 12/1979 McCredie D9/543
D287,935 S * 1/1987 Bech D9/522
D299,428 S * 1/1989 Wilfond D9/526
D356,505 S * 3/1995 Gonda et al. D9/543

D376,430 S * 12/1996 Humphrey et al. D24/197
D398,853 S * 9/1998 Phillips D9/526
D434,311 S * 11/2000 Gavin D9/693
D439,518 S * 3/2001 Gavin D9/523
D444,068 S * 6/2001 Farris D9/530
D445,691 S * 7/2001 Farris D9/530
D450,245 S * 11/2001 Schultz D9/522
D458,542 S * 6/2002 Cummings et al. D9/530
D502,404 S * 3/2005 Hunt et al. D9/543

FOREIGN PATENT DOCUMENTS

GB 2096524 * 12/2000
GB 3000420 * 4/2002

* cited by examiner

Primary Examiner—Carol Rademaker

(74) *Attorney, Agent, or Firm*—Jason J. Camp; Brian M. Bolam; Tara M. Rosnell

(57) **CLAIM**

The ornamental design for a bottle, as shown and described.

DESCRIPTION

FIG. 1 is a perspective view of the bottle, embodying the new design;

FIG. 2 is a top view thereof;

FIG. 3 is a front view thereof, the opposing rear view being a mirror image thereof;

FIG. 4 is a right view thereof;

FIG. 5 is a left view thereof; and,

FIG. 6 is a bottom view thereof.

The broken lines shown in the drawings are for illustrative purposes only and form no part of the claimed design.

1 Claim, 2 Drawing Sheets

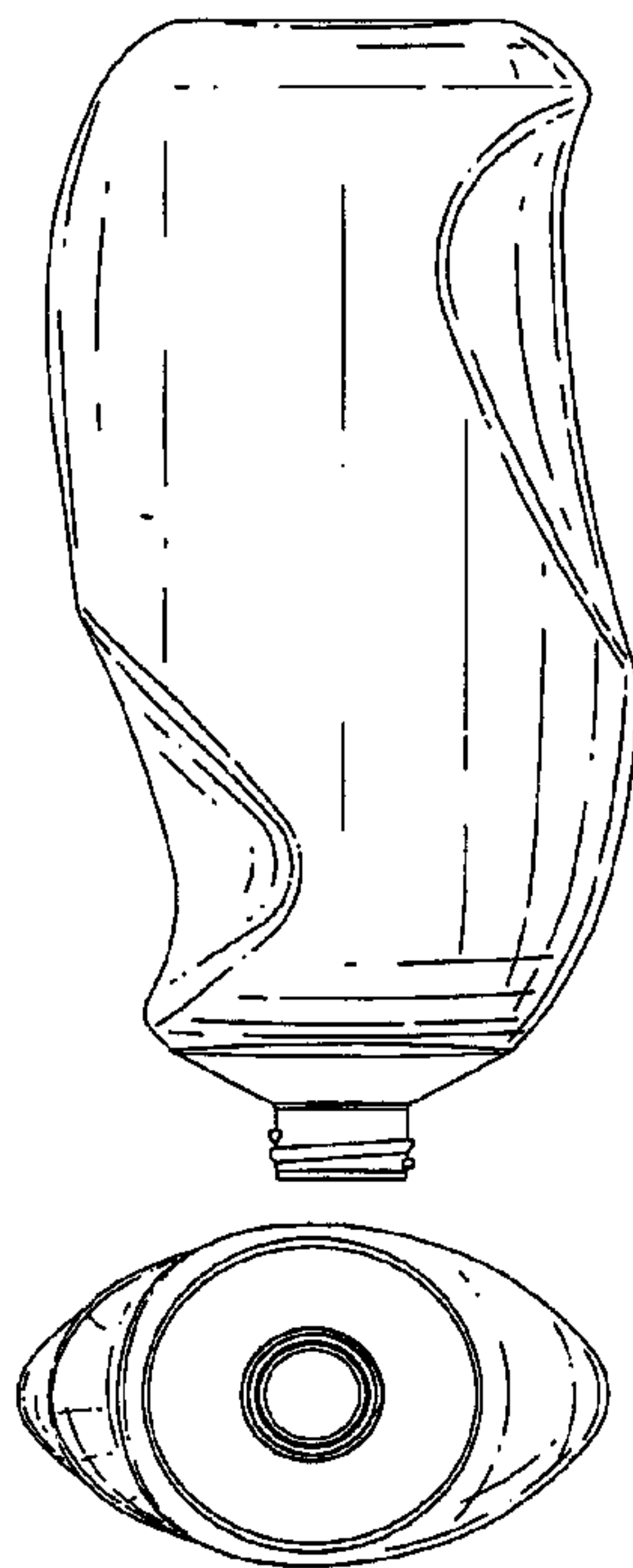




Fig. 1

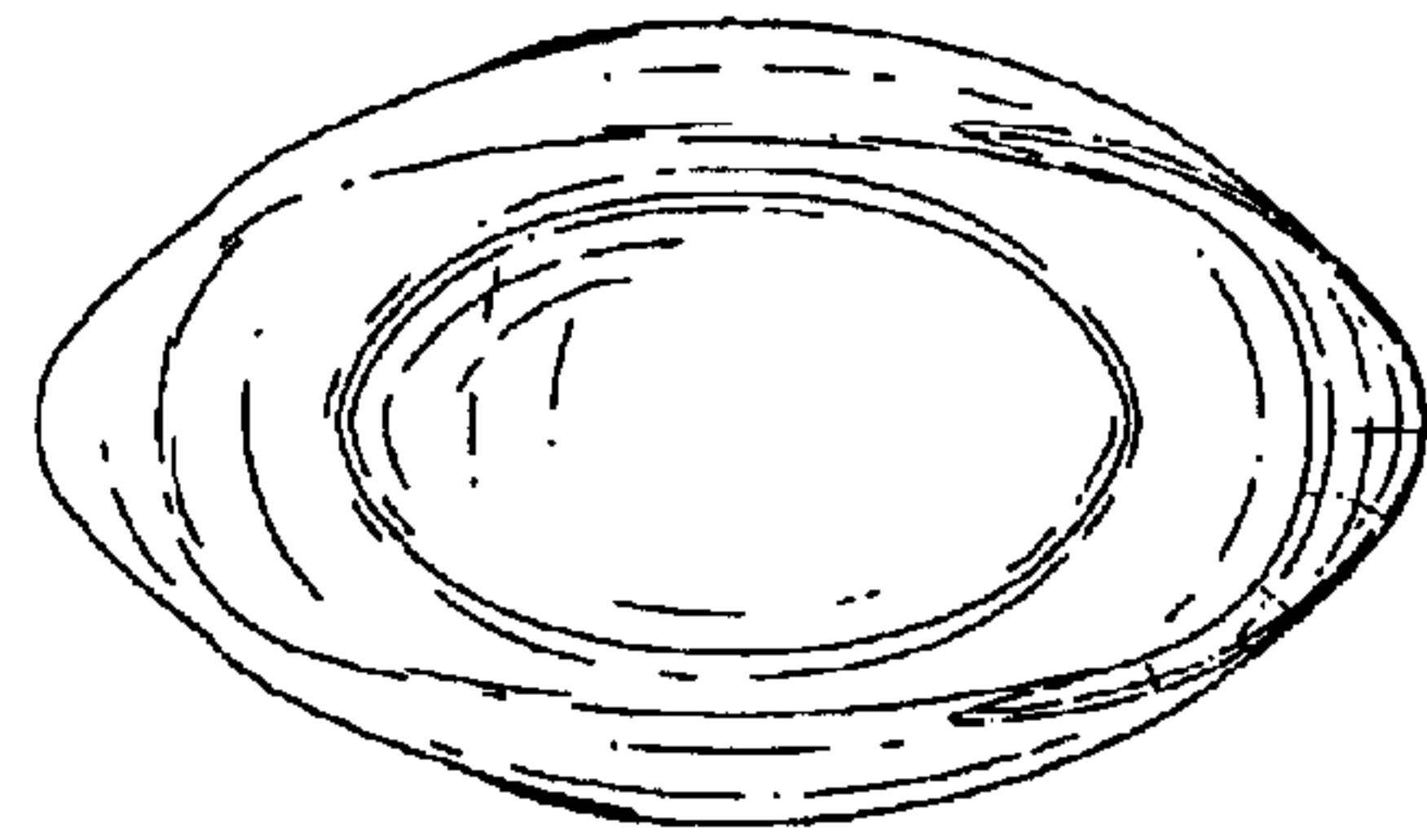


Fig. 2



Fig. 3

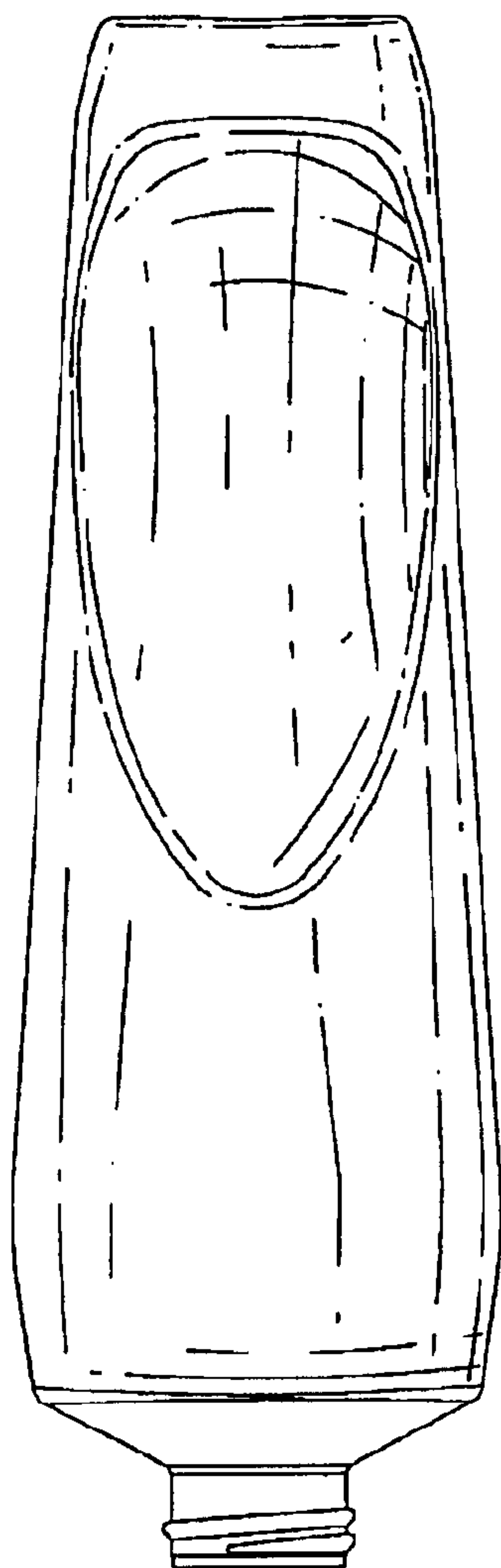


Fig. 4




Fig. 5

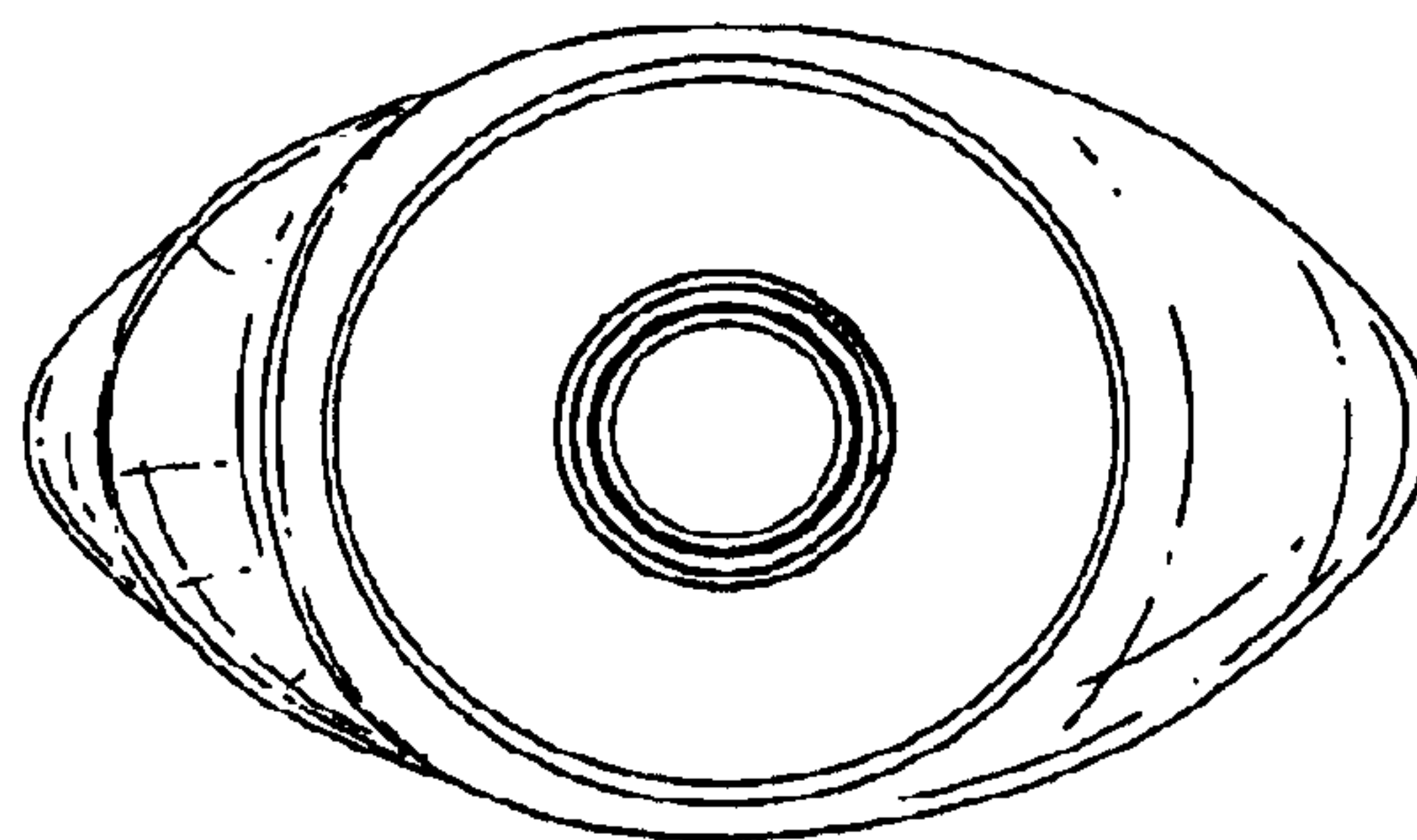


Fig. 6