

US00D507737S

(12) **United States Design Patent**
Flanagan

(10) **Patent No.:** **US D507,737 S**

(45) **Date of Patent:** **** Jul. 26, 2005**

(54) **HELMET HOLDER**

(76) **Inventor:** **Paul Flanagan**, 27 Fuman La., Pine Island, NY (US) 10960

(**) **Term:** **14 Years**

(21) **Appl. No.:** **29/200,279**

(22) **Filed:** **Feb. 25, 2004**

(51) **LOC (8) Cl.** **06-08**

(52) **U.S. Cl.** **D9/317**

(58) **Field of Search** D6/317, 313, 326,
D6/566; D3/329; D8/370, 382, 395, 499;
D12/180; D19/90, 281; 211/113, 119, 106.01,
204; 223/85

(56) **References Cited**

U.S. PATENT DOCUMENTS

D27,860 S	*	11/1897	Geoss	D8/382
1,079,241 A	*	11/1913	Hertsgaard	211/119
D118,443 S	*	1/1940	Fisk et al.	D6/313
D268,925 S	*	5/1983	Williams	D12/180
D283,786 S	*	5/1986	Chap	D8/370
4,809,894 A	*	3/1989	Viio	224/248

D336,927 S	*	6/1993	Samuels et al.	D19/90
D372,287 S	*	7/1996	Sofie et al.	D3/329
D401,462 S	*	11/1998	Paikos et al.	D6/566
D432,316 S	*	10/2000	Duggan	D6/317
D434,308 S	*	11/2000	Kalat	D8/395

* cited by examiner

Primary Examiner—Stella Reid

Assistant Examiner—Shanda C. Hill

(74) *Attorney, Agent, or Firm*—Milde & Hoffberg LLP


(57) **CLAIM**

The ornamental design for helmet holder, as shown and described.

DESCRIPTION

FIG. 1 is a top view,
FIG. 2 is a bottom view;
FIG. 3 is a rear view;
FIG. 4 is a front view;
FIG. 5 is a left side view;
FIG. 6 is a right side view; and,
FIG. 7 is a front perspective view.

1 Claim, 4 Drawing Sheets






FIG. 1




FIG. 2




FIG. 3




FIG. 4

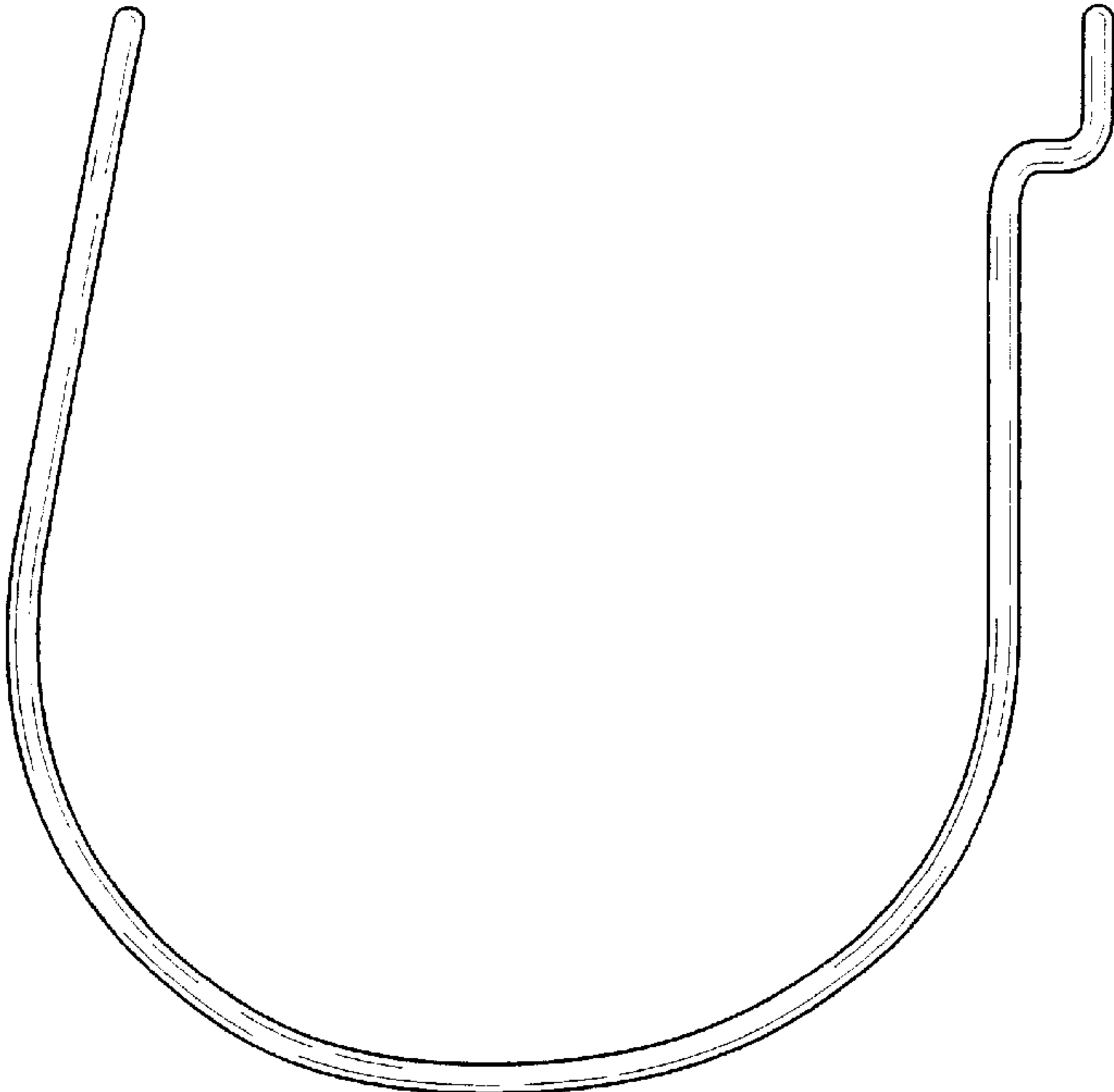


FIG. 5

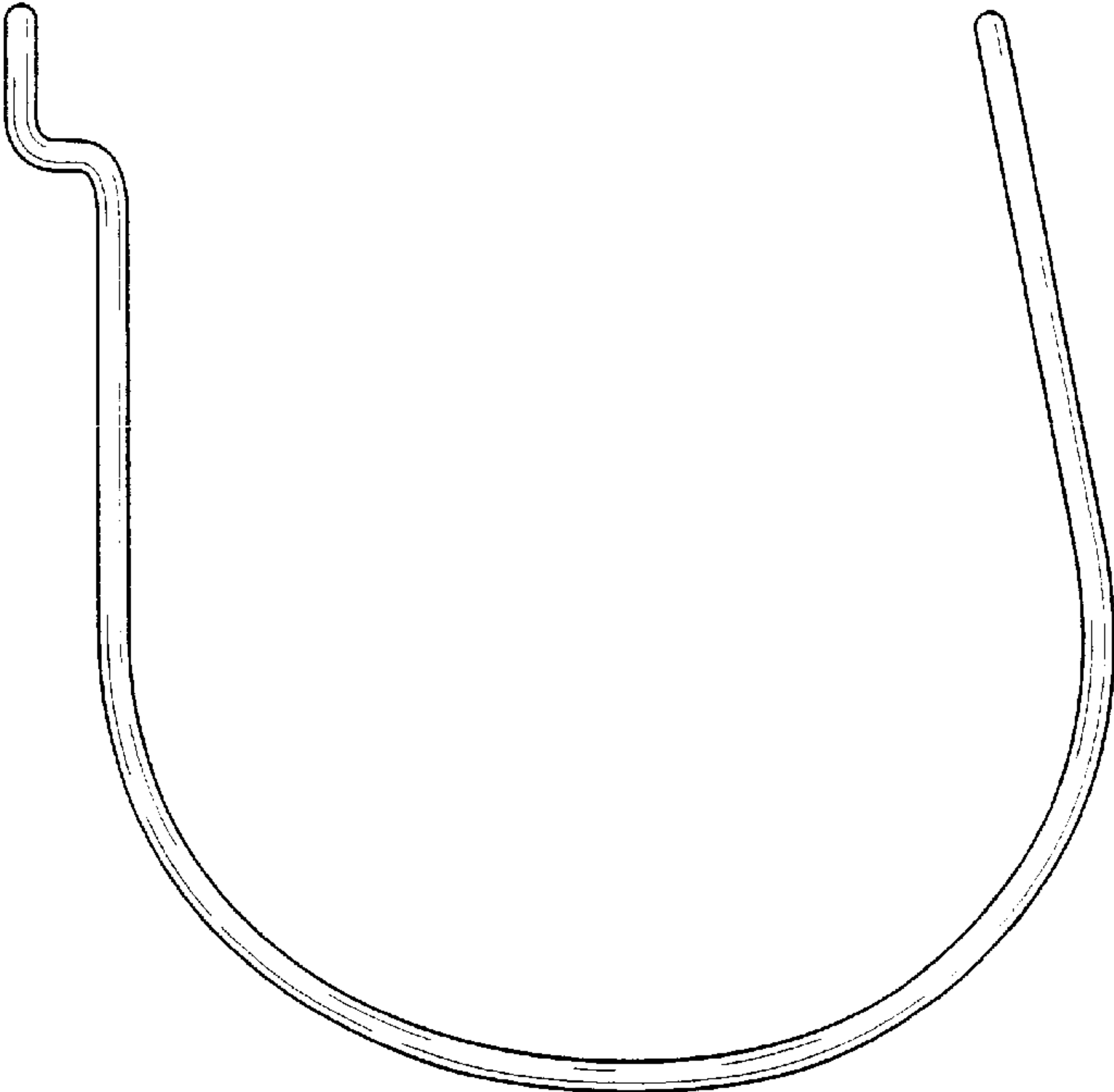


FIG. 6

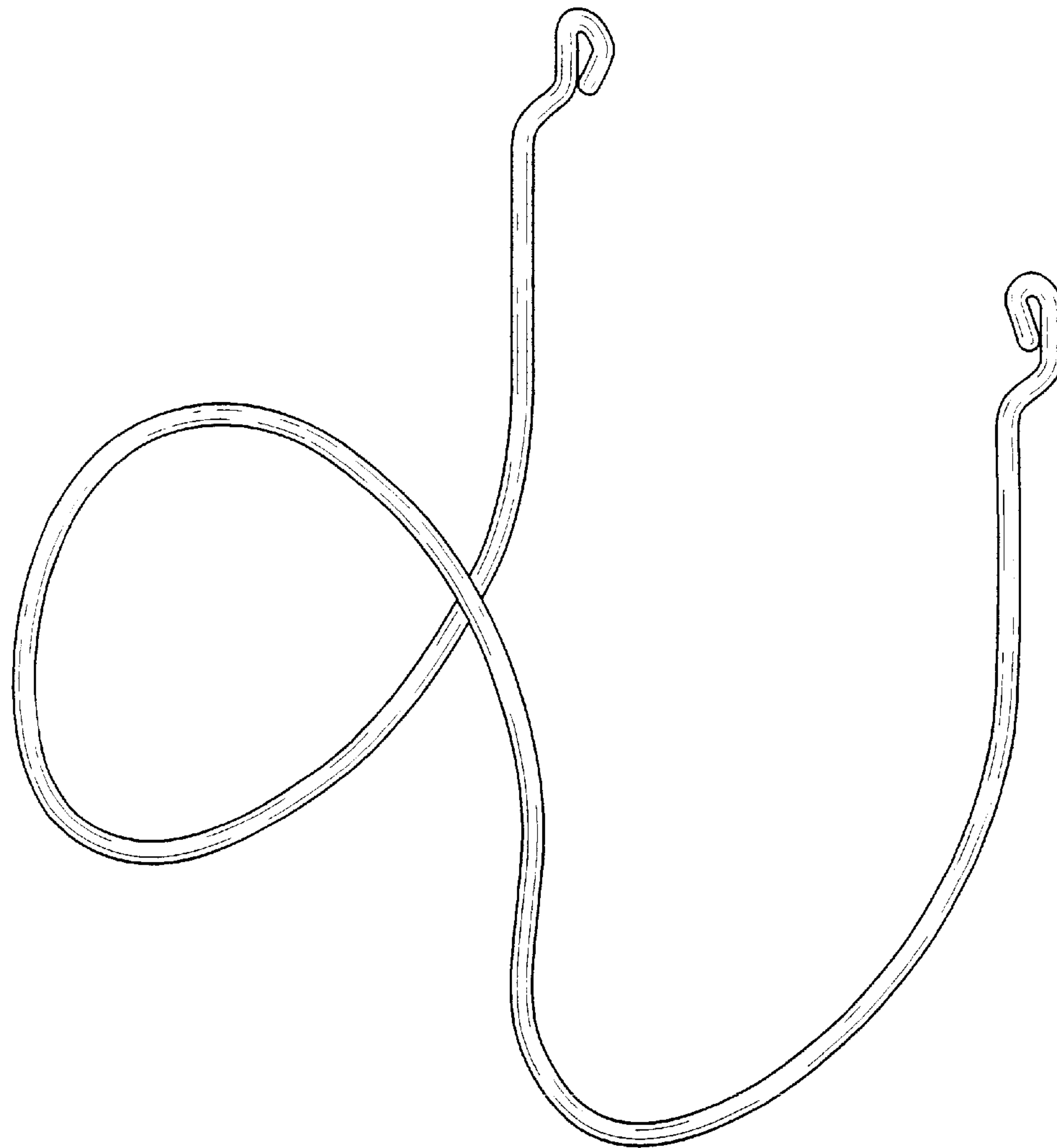


FIG. 7