

US00D507728S

(12) **United States Design Patent**
Graff et al.

(10) **Patent No.:** **US D507,728 S**

(45) **Date of Patent:** **** Jul. 26, 2005**

(54) **PAINT CAN OPENING AND CLEANING TOOL**

(75) Inventors: **David George Graff**, Vancouver (CA);
Geoffrey David Gibbons, North Vancouver (CA); **Hermann Frühm**, Coquitlam (CA); **Alex Feldman**, Vancouver (CA)

(73) Assignee: **Paint Miser Products Inc.**, New Westminster (CA)

(*) Notice: This patent is subject to a terminal disclaimer.

(**) Term: **14 Years**

(21) Appl. No.: **29/178,858**

(22) Filed: **Apr. 2, 2003**

(51) **LOC (8) Cl.** **07-99**

(52) **U.S. Cl.** **D8/18; D8/19**

(58) **Field of Search** D8/16-20, 33-35, D8/38-43, 88, 89, 105; 7/138, 105, 151-166; 30/1.5, 169, 400-450; 81/3.05-3.49; 294/15; 366/343; D32/46

(56) **References Cited**

U.S. PATENT DOCUMENTS

| | | | | | |
|-------------|---|---------|-----------------|-------|---------|
| D194,371 S | * | 1/1963 | Hittle | | D8/19 |
| D324,629 S | * | 3/1992 | Bloom et al. | | D8/14 |
| D341,453 S | * | 11/1993 | Roma et al. | | D32/46 |
| D347,559 S | * | 6/1994 | Piscitelli | | D8/16 |
| 5,494,352 A | * | 2/1996 | L'Estrange, Jr. | | 366/343 |

| | | | | | |
|-------------|---|---------|----------------|-------|--------|
| D368,998 S | * | 4/1996 | King | | D32/46 |
| 5,956,788 A | * | 9/1999 | Henke | | 7/105 |
| D422,858 S | * | 4/2000 | Moore | | D8/17 |
| D435,408 S | * | 12/2000 | Panfili et al. | | D8/16 |
| D457,793 S | * | 5/2002 | D'Astous | | D8/19 |
| D468,977 S | * | 1/2003 | Graff et al. | | D8/19 |

* cited by examiner

Primary Examiner—Caron D. Veynar

(74) *Attorney, Agent, or Firm*—Oyen Wiggs Green & Mutala LLP

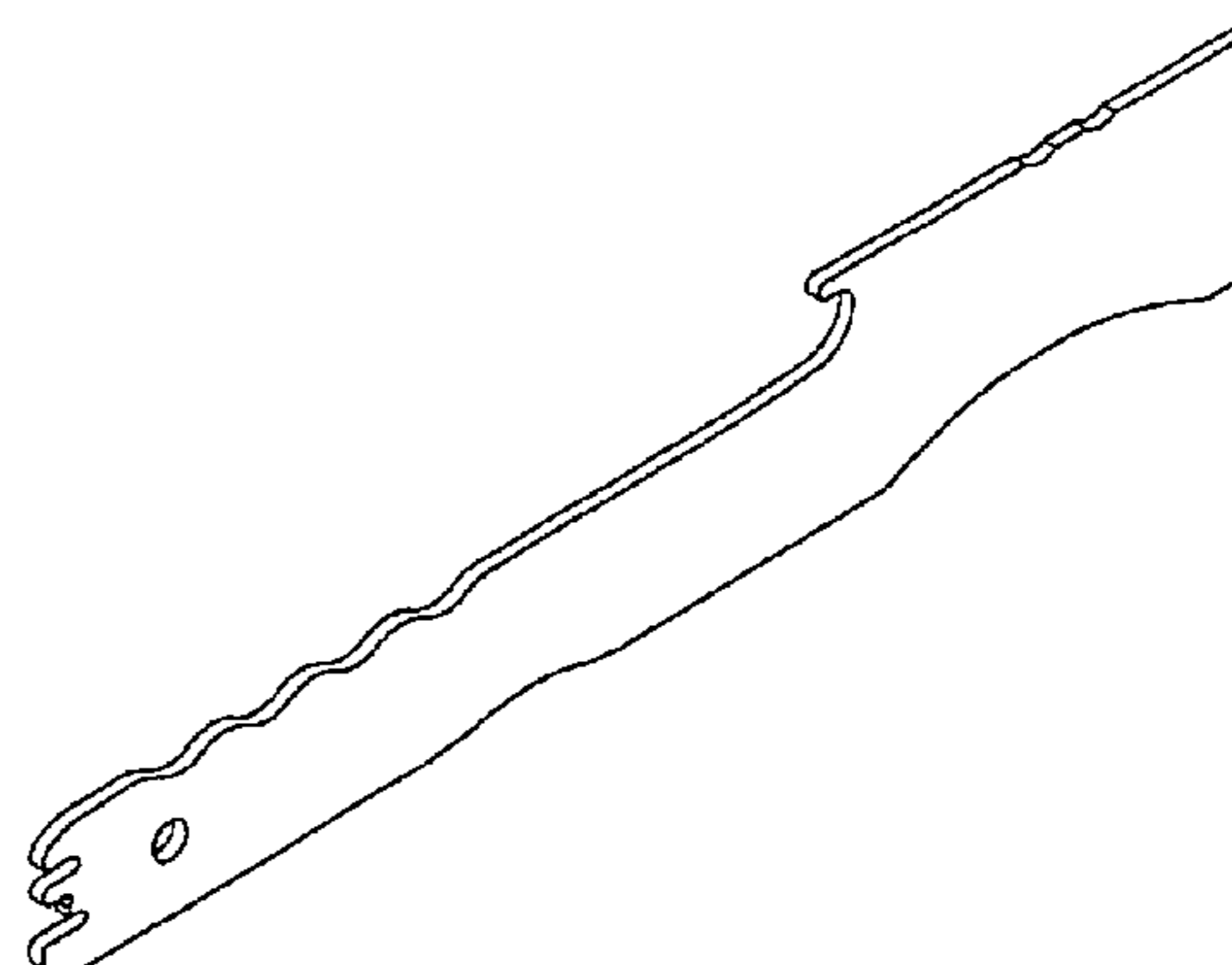
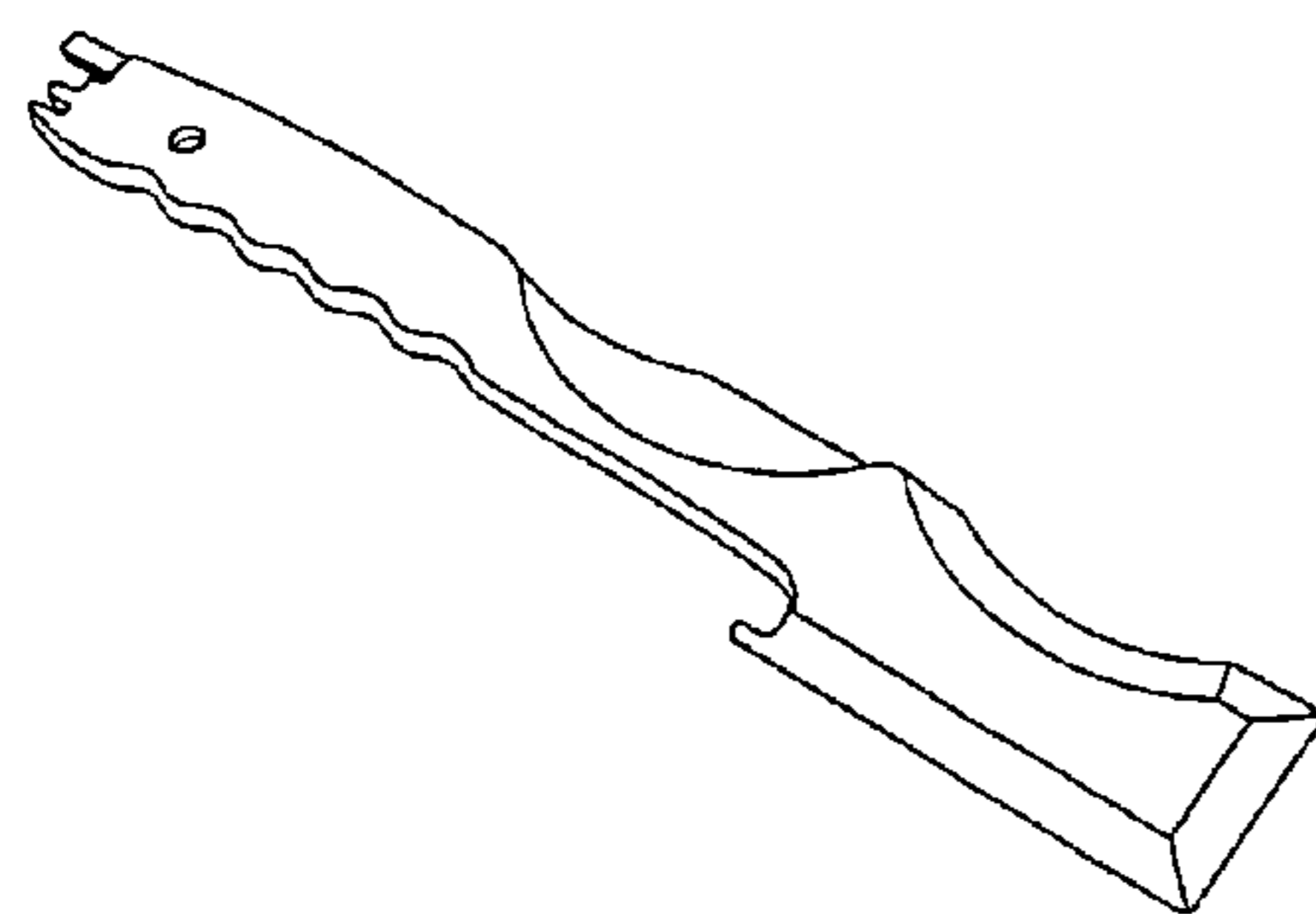
(57) **CLAIM**

The ornamental design for a paint can opening and cleaning tool, as shown and described.

DESCRIPTION

FIG. 1 is a front perspective view of the paint can opening and cleaning tool;
 FIG. 2 is a top plan view thereof;
 FIG. 3 is a left side elevation view thereof;
 FIG. 4 is a front elevation view thereof, the rear elevation view is a mirror image of the front elevation view;
 FIG. 5 is a right side elevation view thereof;
 FIG. 6 is a bottom plan view thereof;
 FIG. 7 is a front perspective view of a second embodiment of the paint can opening and cleaning tool;
 FIG. 8 is a top plan view thereof;
 FIG. 9 is a left side elevation view thereof;
 FIG. 10 is a front elevation view thereof, the rear elevation view is a mirror image of the front elevation view;
 FIG. 11 is a right side elevation view thereof; and,
 FIG. 12 is a bottom plan view thereof.

1 Claim, 2 Drawing Sheets



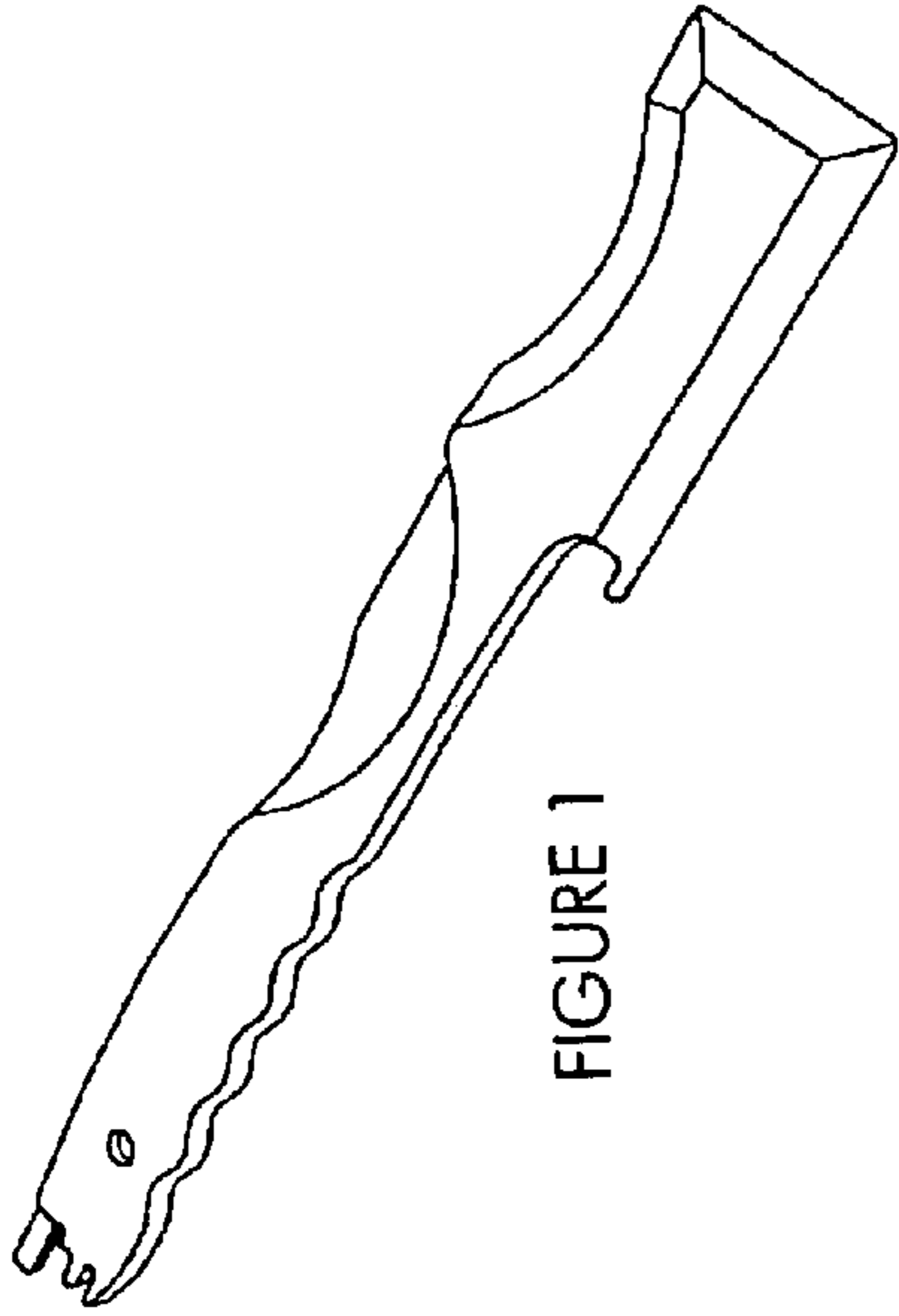


FIGURE 1



FIGURE 2



FIGURE 3




FIGURE 4

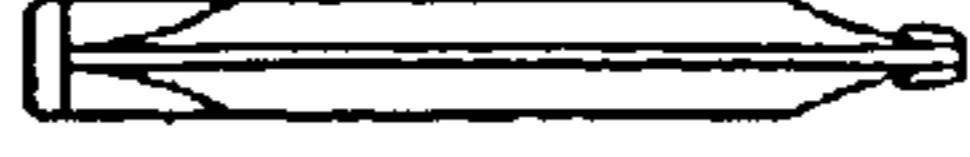


FIGURE 5



FIGURE 6

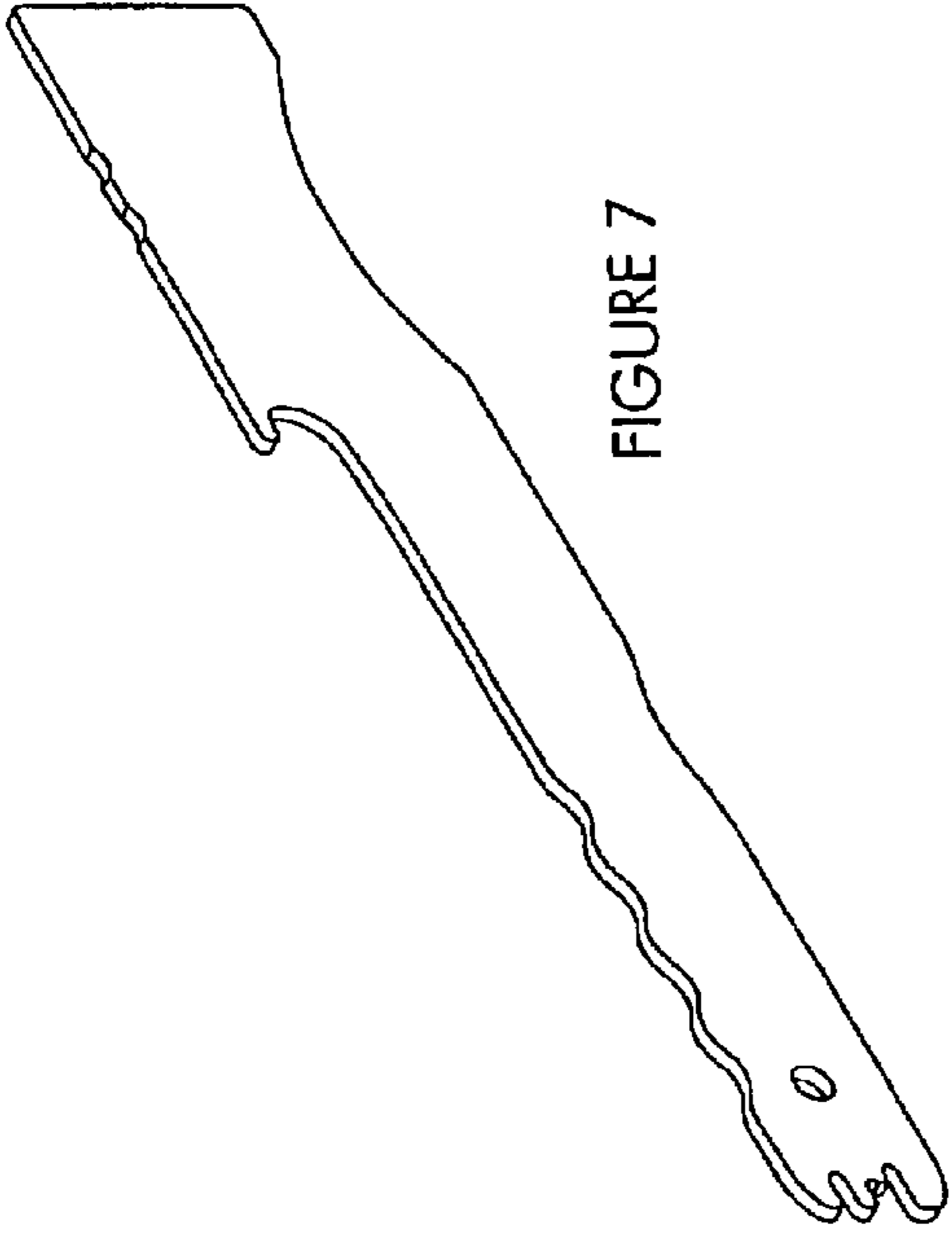


FIGURE 7



FIGURE 8




FIGURE 9

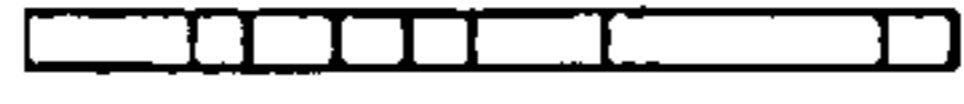


FIGURE 10



FIGURE 11

FIGURE 12