

US00D507725S

(12) **United States Design Patent**
White et al.

(10) **Patent No.:** **US D507,725 S**

(45) **Date of Patent:** **** *Jul. 26, 2005**

(54) **SLOTTED SPOON**

(75) **Inventors:** **Carly White**, Brooklyn, NY (US);
Sally Bernadine Rumble, New York,
NY (US); **Adriana Kliegman**, New
York, NY (US)

(73) **Assignee:** **Helen of Troy Limited**, Bridgetown
(BB)

(*) **Notice:** This patent is subject to a terminal dis-
claimer.

(**) **Term:** **14 Years**

(21) **Appl. No.:** **29/180,952**

(22) **Filed:** **May 2, 2003**

(51) **LOC (8) Cl.** **07-02**

(52) **U.S. Cl.** **D7/692; D7/647**

(58) **Field of Search** D7/642-647, 653-664,
D7/691, 692, 401.2; 30/147-150, 322-328;
294/1.1, 99.2, 100, 106, 118

(56) **References Cited**

U.S. PATENT DOCUMENTS

D140,265 S * 2/1945 Farber D7/647

D206,548 S * 12/1966 Latham D7/647
D268,244 S * 3/1983 Morin D7/691
D301,533 S * 6/1989 Zimmerman D7/647
D402,167 S * 12/1998 Durbin D7/692
D409,880 S * 5/1999 Bergkvist et al. D7/653
D487,679 S * 3/2004 Overthun et al. D7/692
D489,584 S * 5/2004 Cohen et al. D7/692
D491,419 S * 6/2004 White et al. D7/653

* cited by examiner

Primary Examiner—Caron D. Veynar

(74) *Attorney, Agent, or Firm*—Seyfarth Shaw LLP

(57) **CLAIM**

The ornamental design for a slotted spoon, as shown and
described.

DESCRIPTION

FIG. 1 is a perspective view of the slotted spoon showing our
new design;

FIG. 2 is a top plan view;

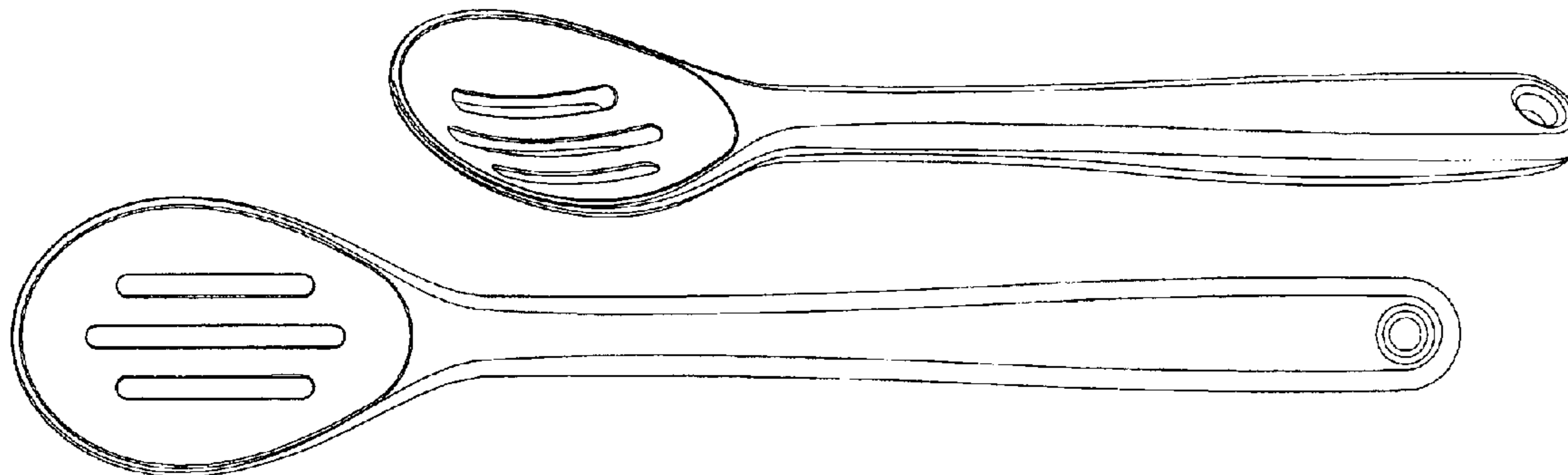
FIG. 3 is a bottom plan view;

FIG. 4 is a side view of one side, the other side being
identical;

FIG. 5 is an elevational view of one end thereof; and,

FIG. 6 is an elevational view of the other end thereof.

1 Claim, 1 Drawing Sheet



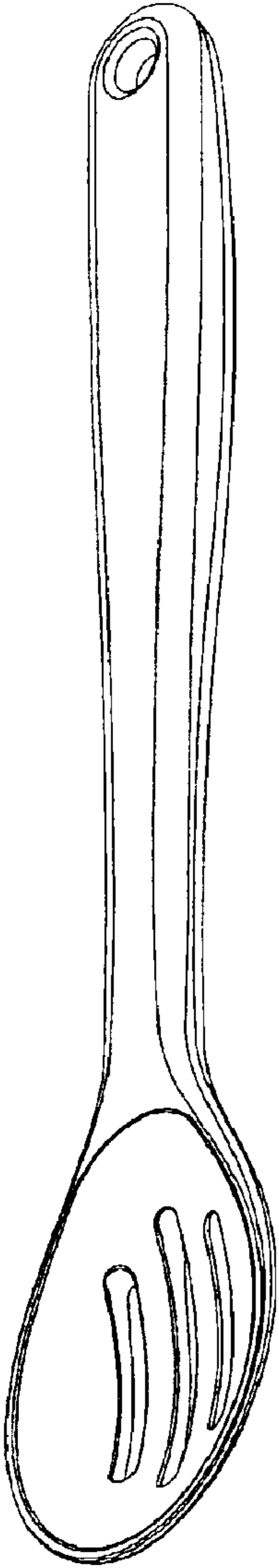


FIG. 1




FIG. 2

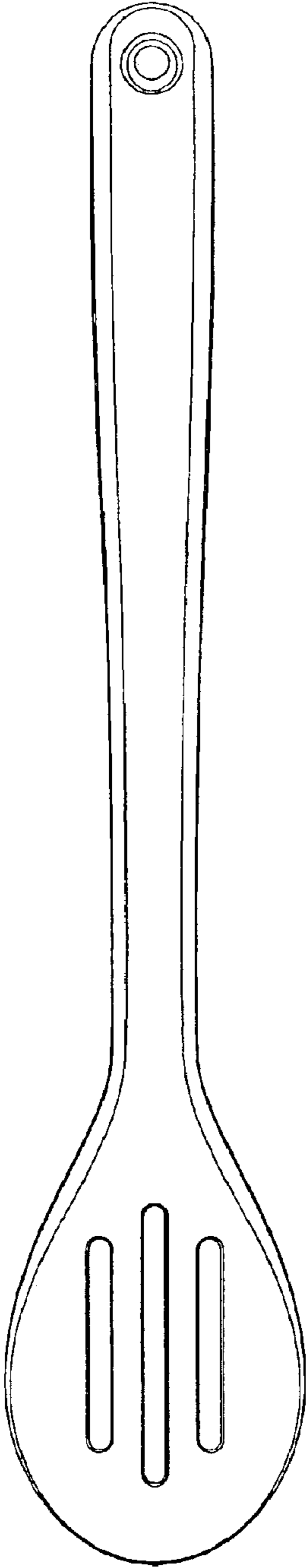


FIG. 3



FIG. 4

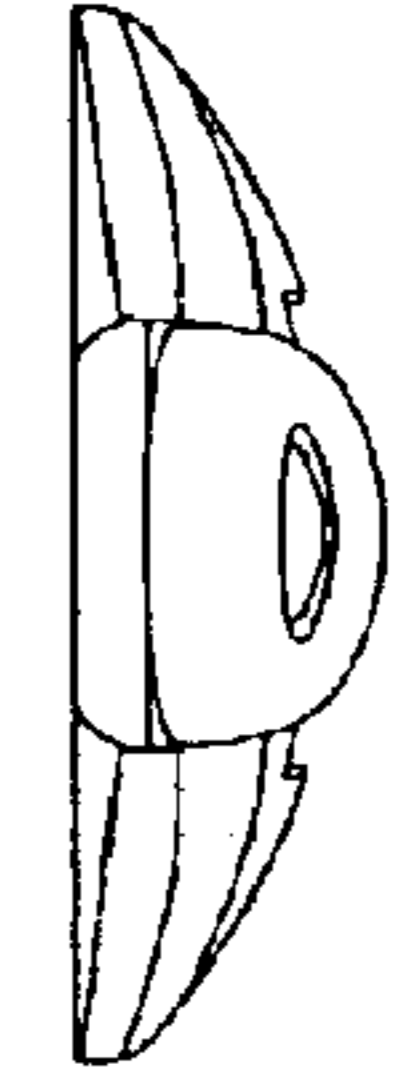


FIG. 5

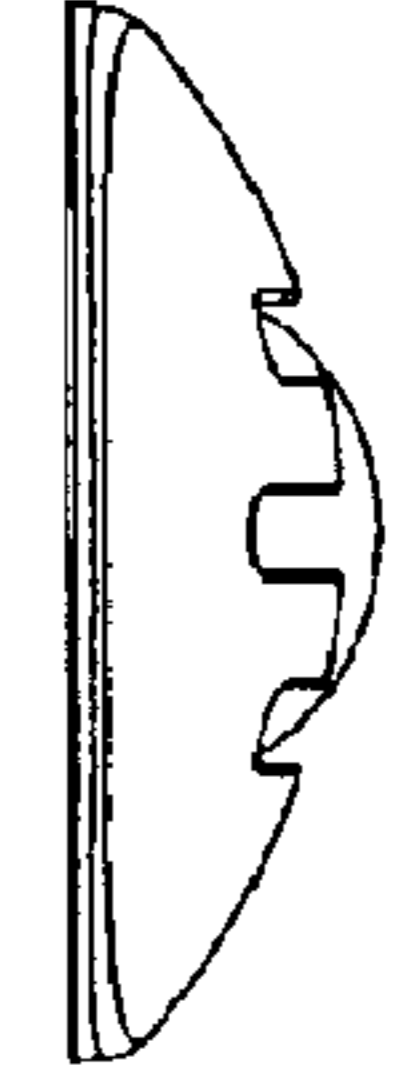


FIG. 6