

US00D507720S

(12) **United States Design Patent**  
**Fabrizio**

(10) **Patent No.:** **US D507,720 S**  
(45) **Date of Patent:** **\*\* Jul. 26, 2005**

(54) **NAMED CUP**

(76) **Inventor:** **Joseph Fabrizio**, 201 Derby St., East  
Williston, NY (US) 11596

(\*\*) **Term:** **14 Years**

(21) **Appl. No.:** **29/210,498**

(22) **Filed:** **Aug. 2, 2004**

(51) **LOC (8) Cl.** ..... **07-01**

(52) **U.S. Cl.** ..... **D7/509; D7/523; D7/507**

(58) **Field of Search** ..... **D7/507, 509, 514,**  
**D7/523, 608, 521, 396.6, 532; 220/703,**  
**705, 710, 609, 612, 412, 62.12; 229/400,**  
**403; D9/429, 500; 428/36.4, 323, 86; 206/520,**  
**217, 503; 426/130**

5,469,983 A \* 11/1995 Yawata ..... 220/412  
5,544,808 A \* 8/1996 Aloisi et al. .... 229/400  
D377,582 S \* 1/1997 Yang ..... D7/507  
6,142,331 A \* 11/2000 Breining et al. .... 220/62.12  
D440,824 S \* 4/2001 Carter et al. .... D7/521  
D443,476 S \* 6/2001 Miura ..... D7/507  
6,250,545 B1 \* 6/2001 Mazzarolo et al. .... 229/403  
D457,389 S \* 5/2002 Snell ..... D7/396.6  
6,386,756 B1 \* 5/2002 Rice ..... 374/157  
D459,946 S \* 7/2002 Willat ..... D7/509  
6,484,873 B1 \* 11/2002 Pizarro ..... 206/217  
D472,101 S \* 3/2003 Janky ..... D7/532  
D475,243 S \* 6/2003 Trazzi ..... D7/532  
2003/0226882 A1 \* 12/2003 Porchia et al. .... 229/403

\* cited by examiner

*Primary Examiner*—M. N. Pandozzi  
(74) *Attorney, Agent, or Firm*—Collard & Roe, P.C.

(56) **References Cited**

**U.S. PATENT DOCUMENTS**

2,982,440 A \* 5/1961 Harrison ..... 220/609  
D202,507 S \* 10/1965 Shelby ..... D7/523  
3,268,143 A \* 8/1966 Bolcato ..... 229/400  
3,442,420 A \* 5/1969 Edwards ..... 206/520  
3,468,467 A \* 9/1969 Amberg ..... 229/403  
3,495,733 A \* 2/1970 Davis ..... 206/520  
3,674,512 A \* 7/1972 Andros ..... 426/130  
D248,916 S \* 8/1978 Reynolds et al. .... D7/523  
D271,650 S \* 12/1983 Groenewold et al. .... D7/523  
4,578,296 A \* 3/1986 Miyazaki et al. .... 428/36.4  
4,836,400 A \* 6/1989 Chaffey et al. .... 220/612

(57) **CLAIM**

The ornamental design for a named cup, as shown and described.

**DESCRIPTION**

FIG. 1 is a front perspective view of a named cup;  
FIG. 2 shows a front view thereof;  
FIG. 3 shows a bottom view thereof;  
FIG. 4 shows a top view thereof; and,  
FIG. 5 shows a rear view thereof.

**1 Claim, 3 Drawing Sheets**





FIG. 1




FIG. 2

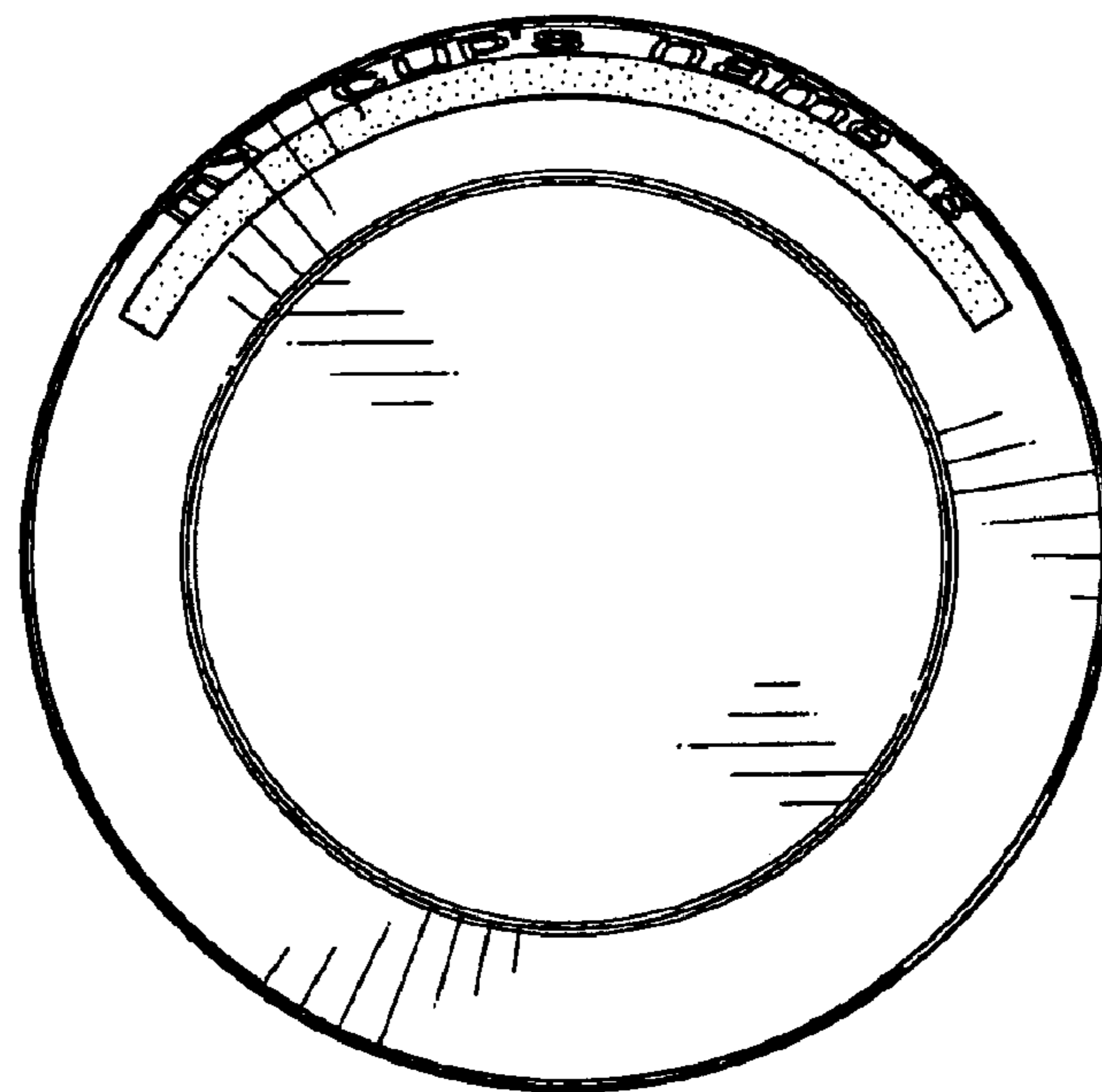


FIG. 3

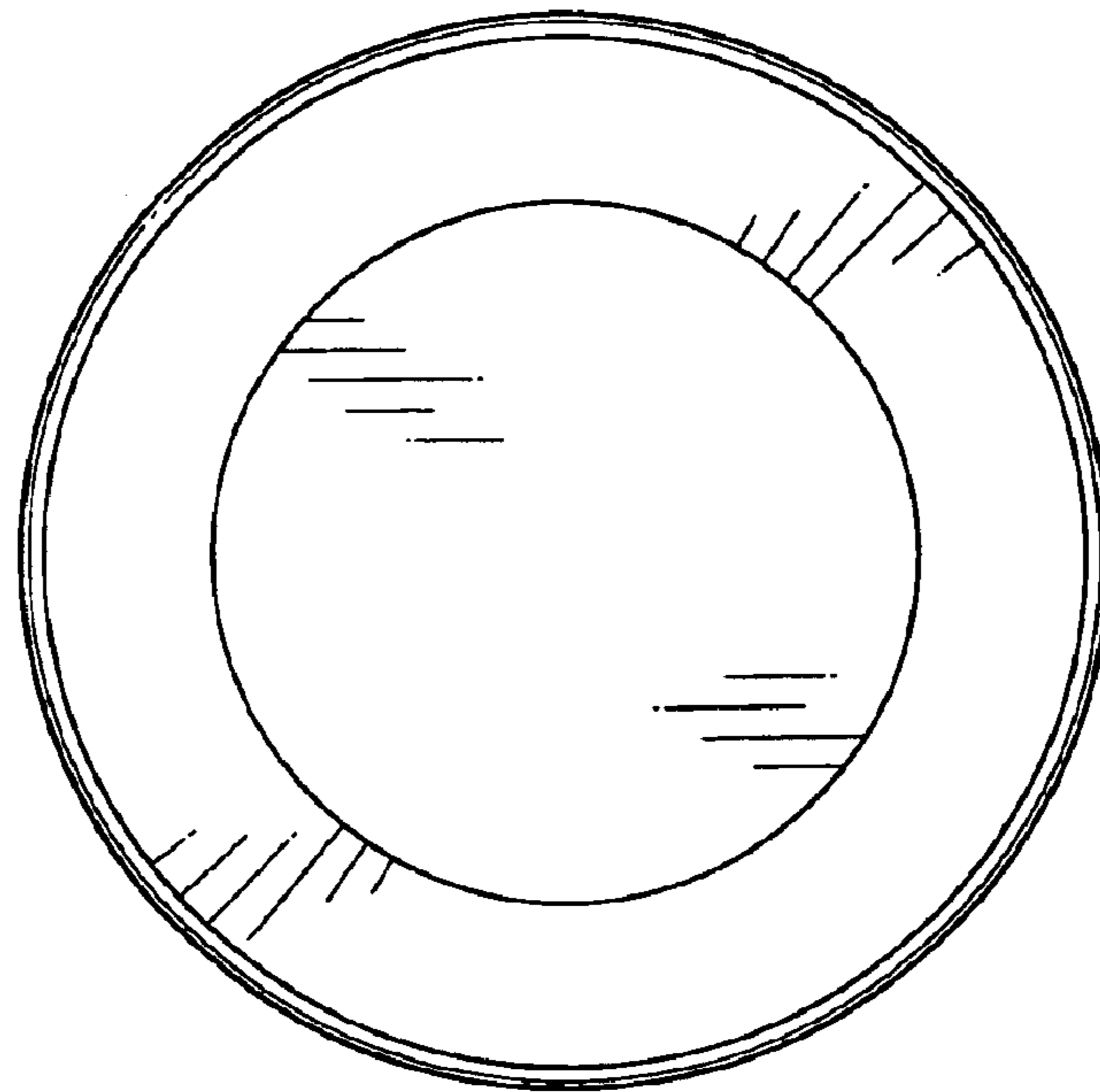


FIG. 4

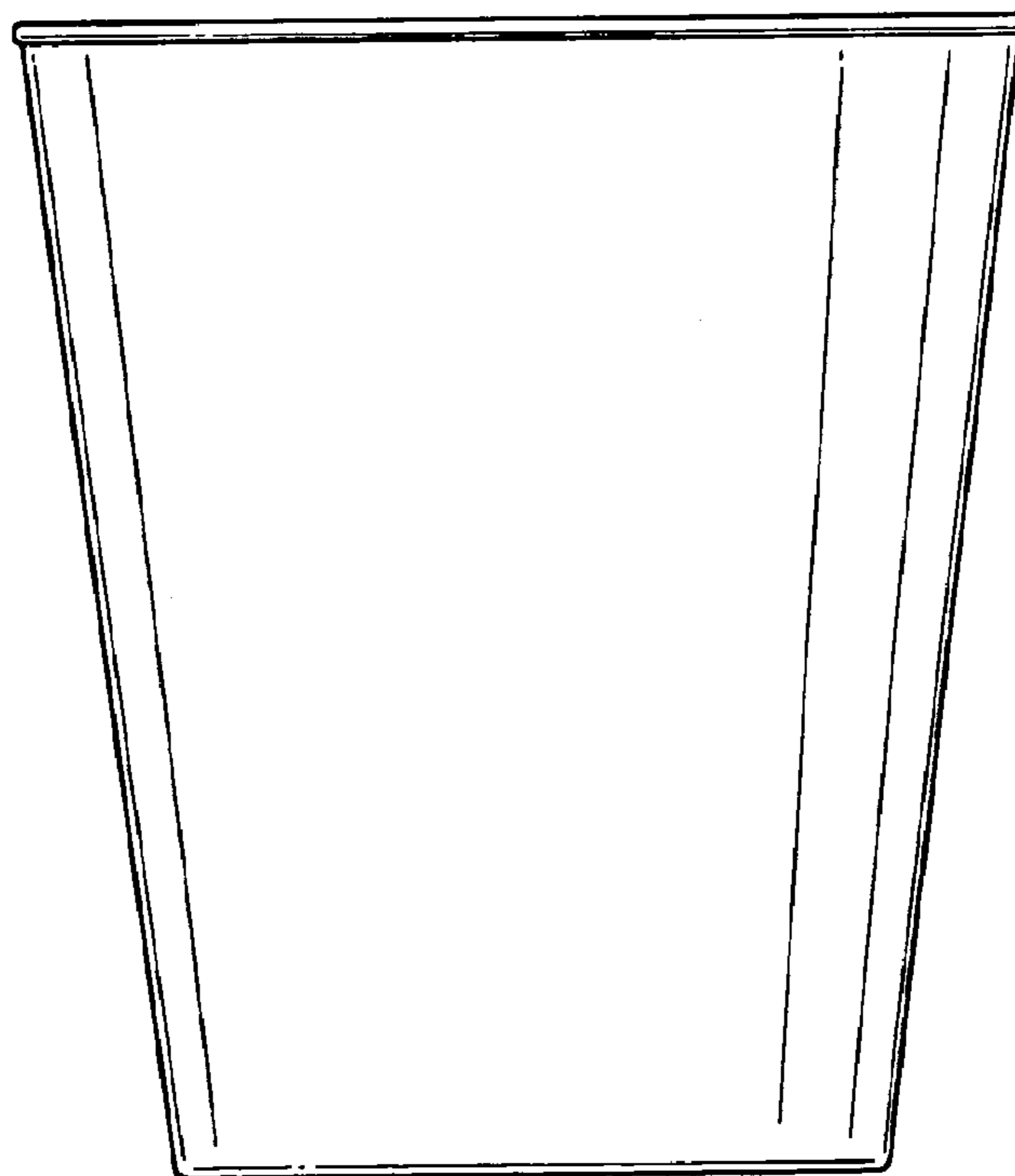


FIG. 5