

US00D507701S

(12) **United States Design Patent**
Chen

(10) **Patent No.:** **US D507,701 S**

(45) **Date of Patent:** **** Jul. 26, 2005**

(54) **TOOL BOX**

(76) **Inventor:** **Li-Chen Chen**, No. 50, Chien Tsun
East Road, Taya Hsiang, Taichung
Hsien (TW)

(**) **Term:** **14 Years**

(21) **Appl. No.:** **29/201,739**

(22) **Filed:** **Mar. 18, 2004**

(51) **LOC (8) Cl.** **03-01**

(52) **U.S. Cl.** **D3/282; D3/905**

(58) **Field of Search** D3/273, 276, 281,
D3/282, 291, 294, 905; 206/349, 372, 373;
312/902; 220/752; 190/100, 110

(56) **References Cited**

U.S. PATENT DOCUMENTS

D343,063 S	*	1/1994	Chen	D3/282
D347,731 S	*	6/1994	Hayakawa et al.	D3/282
D364,958 S	*	12/1995	Chang	D3/276
D406,192 S	*	3/1999	Schurman	D3/282
D426,705 S	*	6/2000	Fang	D3/282

D440,043 S	*	4/2001	Miller et al.	D3/282
D470,658 S	*	2/2003	Chunn et al.	D3/282
D477,913 S	*	8/2003	Fang	D3/282
D478,209 S	*	8/2003	Chen	D3/282

* cited by examiner

Primary Examiner—Philip S. Hyder

(74) *Attorney, Agent, or Firm*—Alan D. Kamrath; Nikolai
& Mersereau, P.A.

(57) **CLAIM**

The ornamental design for a tool box, as shown and described.

DESCRIPTION

FIG. 1 is a perspective view of a tool box showing my new design;

FIG. 2 is a front view thereof;

FIG. 3 is a rear view thereof;

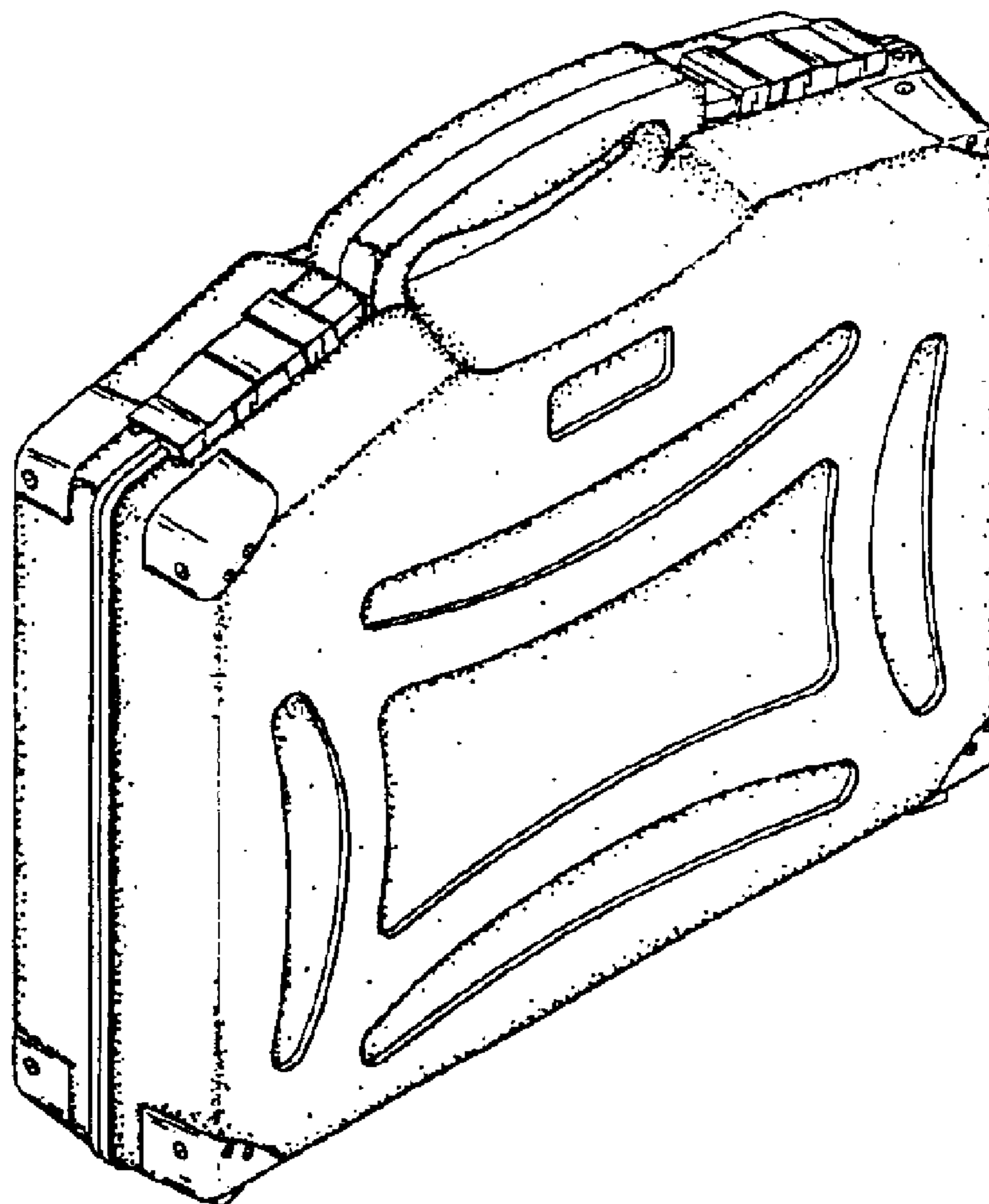
FIG. 4 is a left view thereof;

FIG. 5 is a right view thereof;

FIG. 6 is a top view thereof; and,

FIG. 7 is a bottom view thereof.

1 Claim, 2 Drawing Sheets



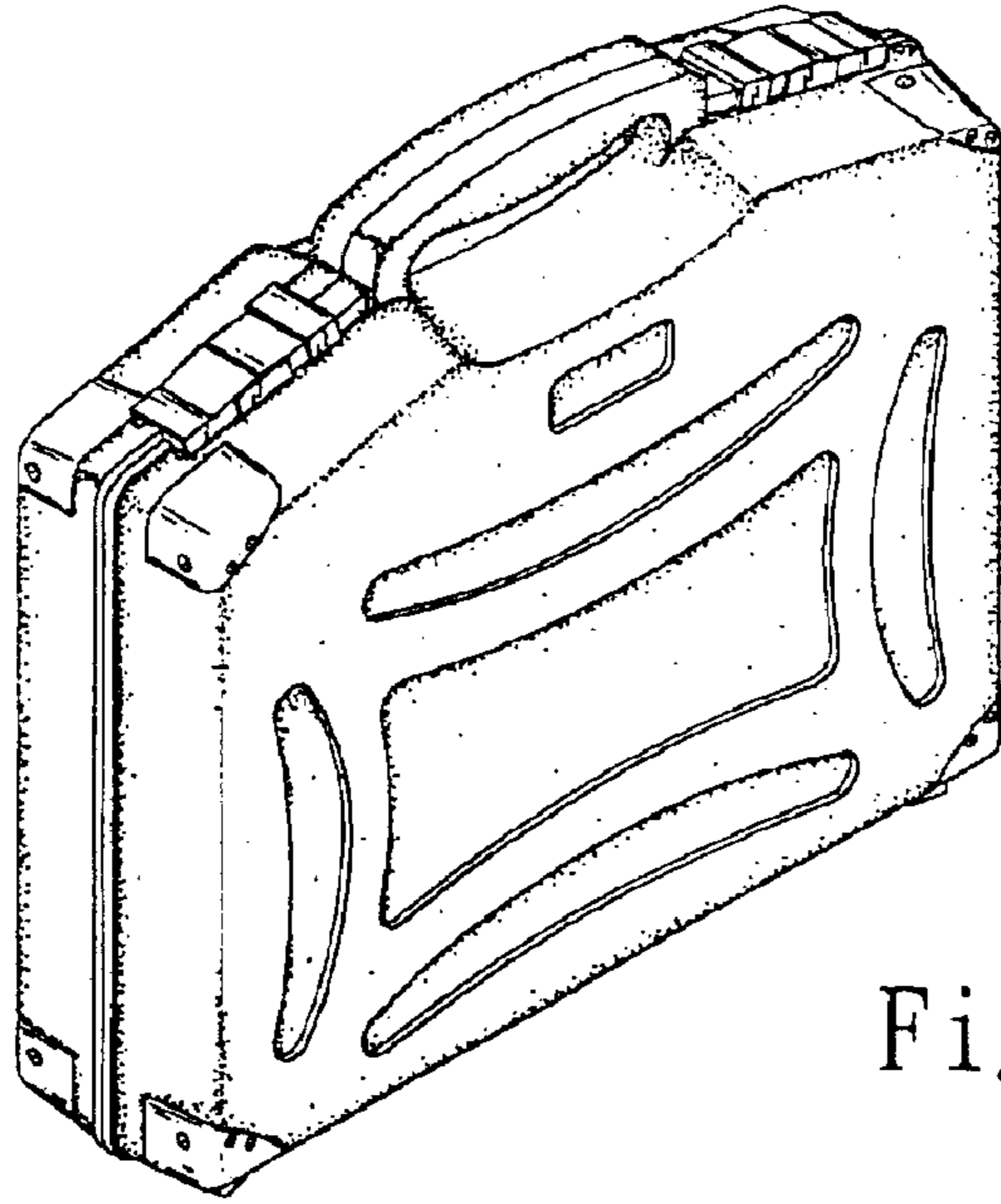


Fig. 1

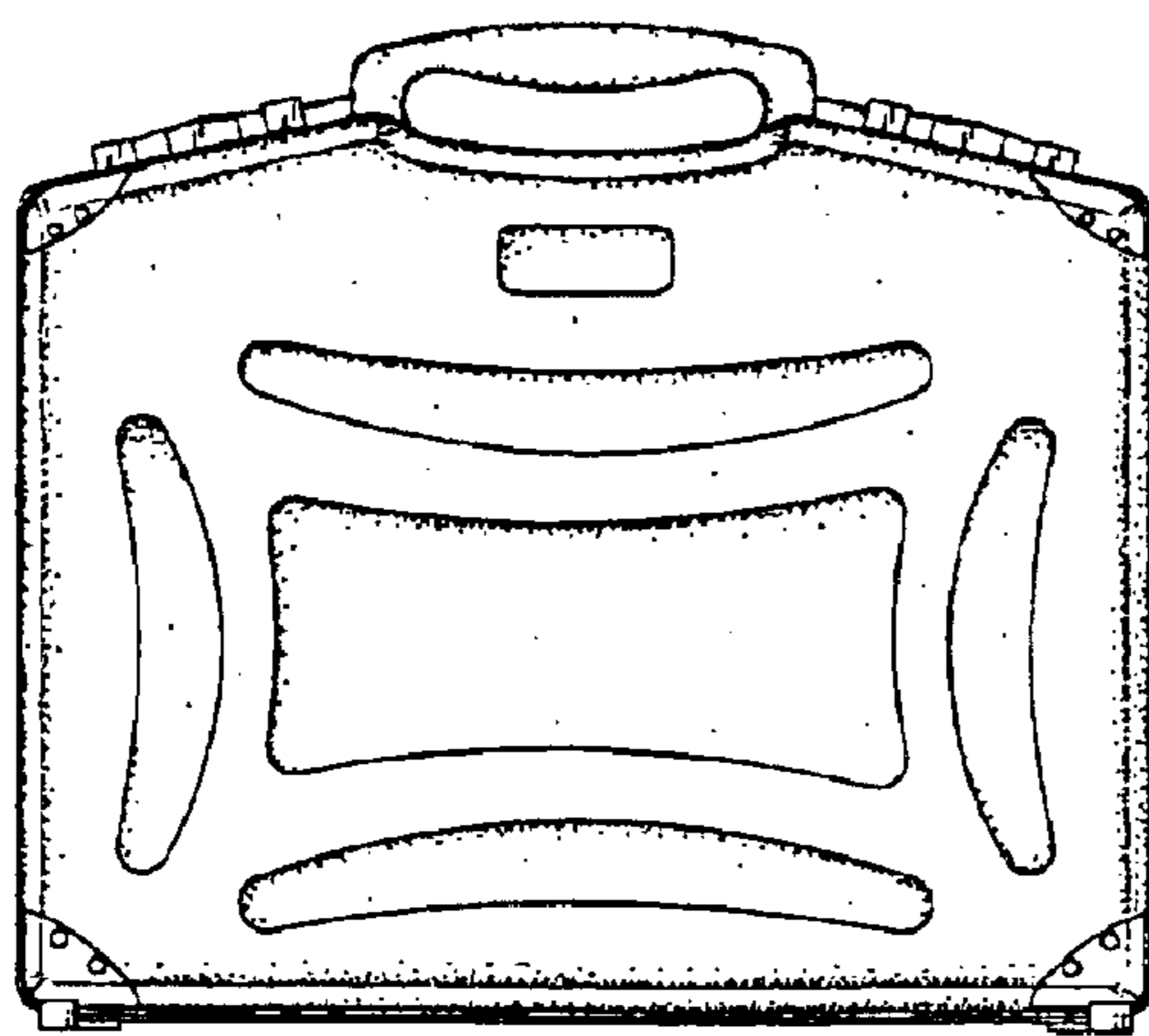


Fig. 2

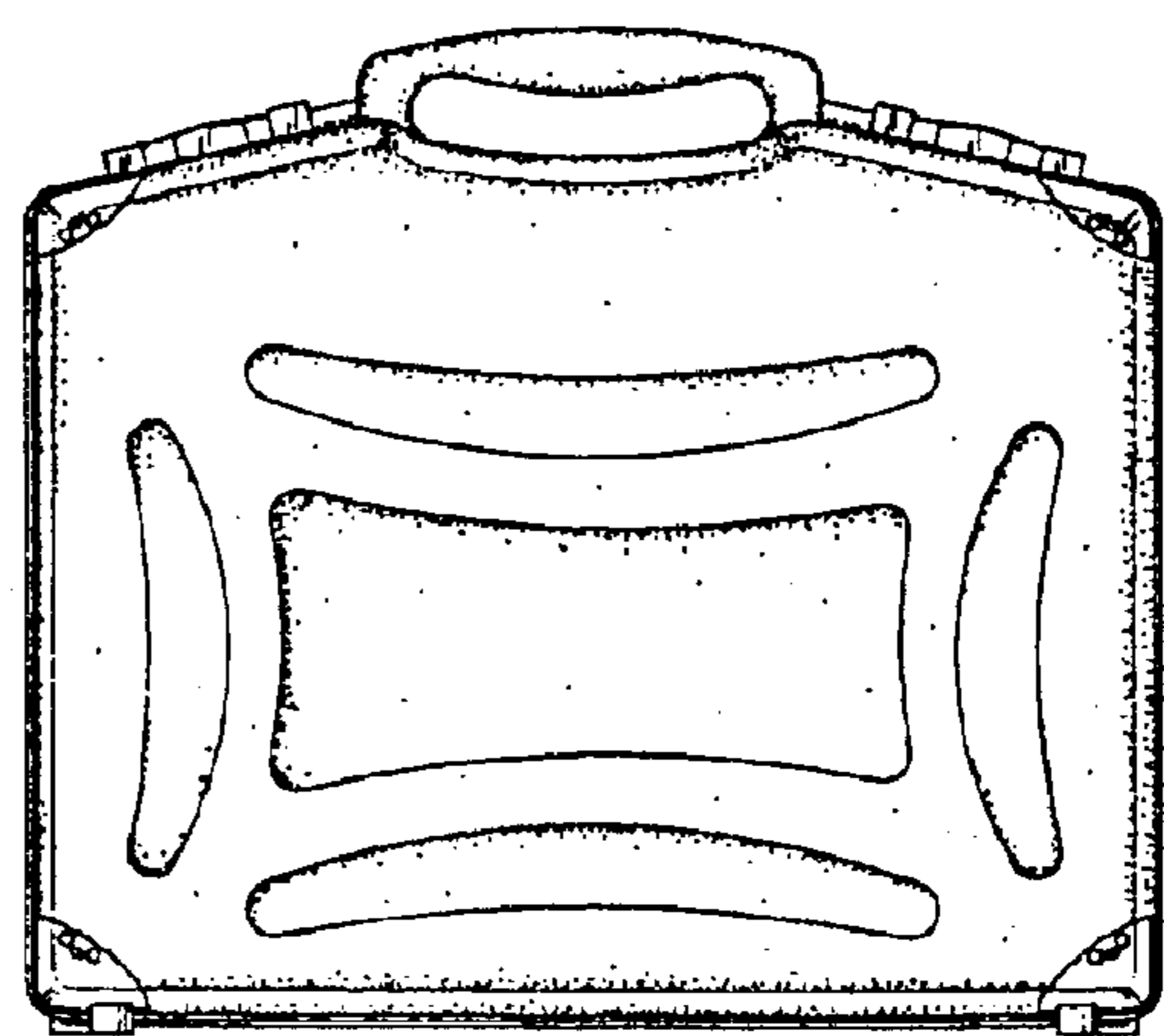


Fig. 3




Fig. 4




Fig. 5




Fig. 6




Fig. 7