

US00D507683S

(12) **United States Design Patent**  
**Salzman**

(10) **Patent No.:** **US D507,683 S**  
(45) **Date of Patent:** **\*\* Jul. 19, 2005**

(54) **ANIMAL GROOMING GLOVE**  
(75) Inventor: **Scott Salzman**, Boulder, CO (US)  
(73) Assignee: **S&M NuTec, LLC**, North Kansas City, MO (US)  
(\*\*) Term: **14 Years**

(21) Appl. No.: **29/201,912**  
(22) Filed: **Mar. 24, 2004**

(51) **LOC (8) Cl.** ..... **30-99**  
(52) **U.S. Cl.** ..... **D30/158; 2/159**  
(58) **Field of Search** ..... **D30/158, 199;**  
**119/600, 611, 613-14, 652; D2/610, 616,**  
**617, 621; 15/227; 2/159, 160, 161.3-161.8,**  
**163, 167, 169; D28/63; D29/117.1**

(56) **References Cited**

**U.S. PATENT DOCUMENTS**

1,528,026	A	3/1925	Pease	
1,875,441	A	* 9/1932	Gillian	2/169
4,788,733	A	12/1988	Lerner	
D309,360	S	7/1990	Torrence	
4,937,881	A	* 7/1990	Heise	2/16
5,016,286	A	* 5/1991	Henriksen	2/161.6
5,186,322	A	* 2/1993	Harreld et al.	206/216
D347,709	S	6/1994	Pearson	
5,682,837	A	11/1997	Courtney et al.	
D398,086	S	9/1998	Ferdenzi	
5,815,840	A	10/1998	Hamlin	
D422,758	S	4/2000	Roche	
6,098,234	A	8/2000	Jackson, Jr.	
D447,298	S	8/2001	Swoboda	

6,301,715	B1	* 10/2001	Hoffmann	2/161.8
D457,705	S	5/2002	Haslet et al.	
6,460,191	B1	10/2002	Lorkovic	
D466,662	S	12/2002	Lorkovic	
6,604,244	B1	8/2003	Leach	
2002/0000017	A1	1/2002	Brown et al.	
2002/0078488	A1	6/2002	Lorkovic	
2003/0167554	A1	9/2003	Heim	
2003/0196290	A1	10/2003	McKenzie	
2004/0074036	A1	4/2004	Collier	

\* cited by examiner

*Primary Examiner*—Stella Reid  
*Assistant Examiner*—Susan M Lee  
(74) *Attorney, Agent, or Firm*—Stinson Morrison Hecker LLP

(57) **CLAIM**

The ornamental design for a animal grooming glove, as shown and described.

**DESCRIPTION**

FIG. 1 is a black and white photograph illustrating a top perspective view of my new design; FIG. 2 is a black and white photograph illustrating a bottom plan view of my new design shown in FIG. 1 the top plan view being a mirror image thereof; FIG. 3 is a black and white photograph illustrating a bottom perspective view of my new design shown in FIG. 1; FIG. 4 is a black and white photograph illustrating a front elevation view of my new design shown in FIG. 1; and, FIG. 5 is a black and white photograph illustrating a rear elevation view of my new design shown in FIG. 1.

**1 Claim, 5 Drawing Sheets**

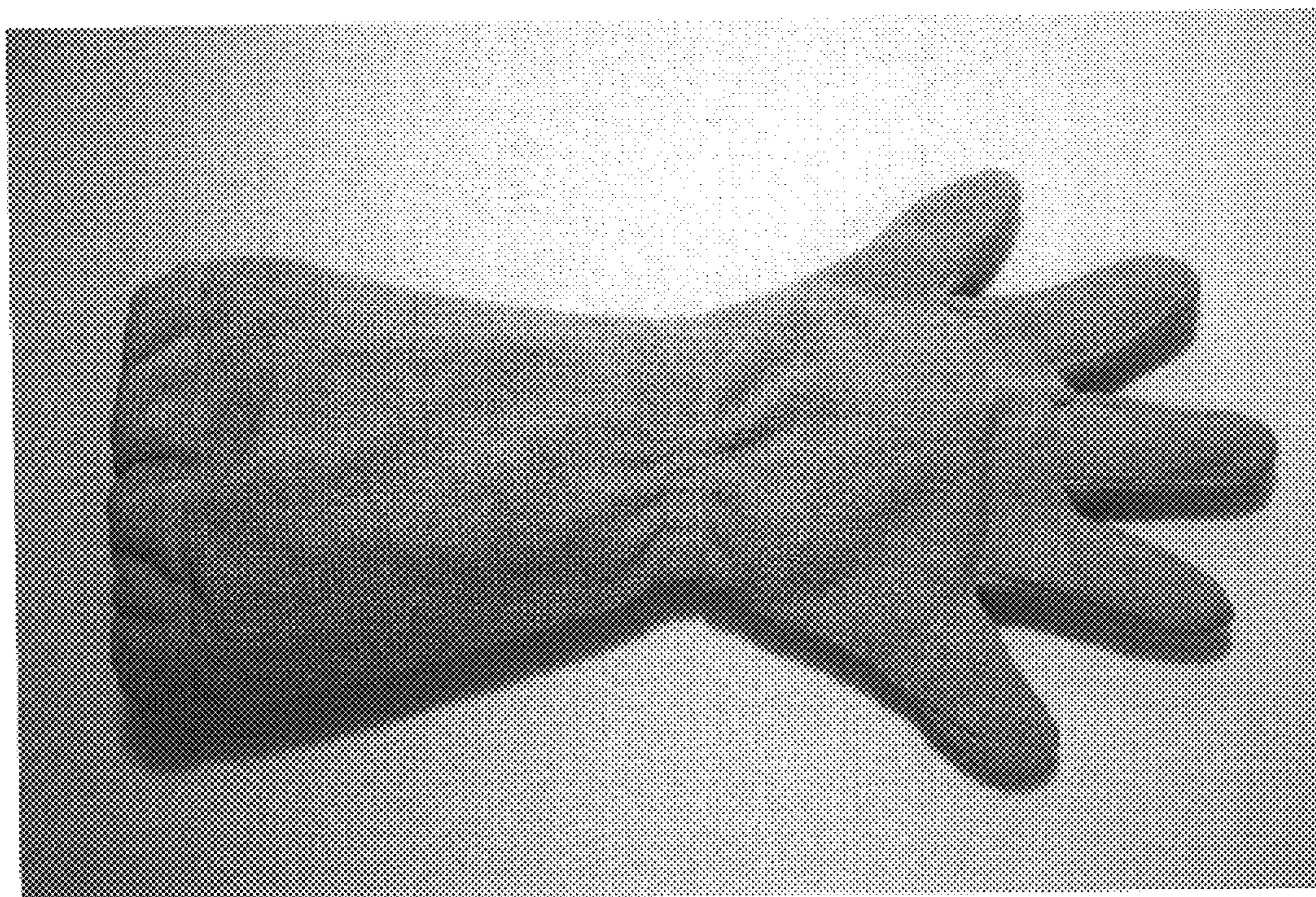




Figure 1

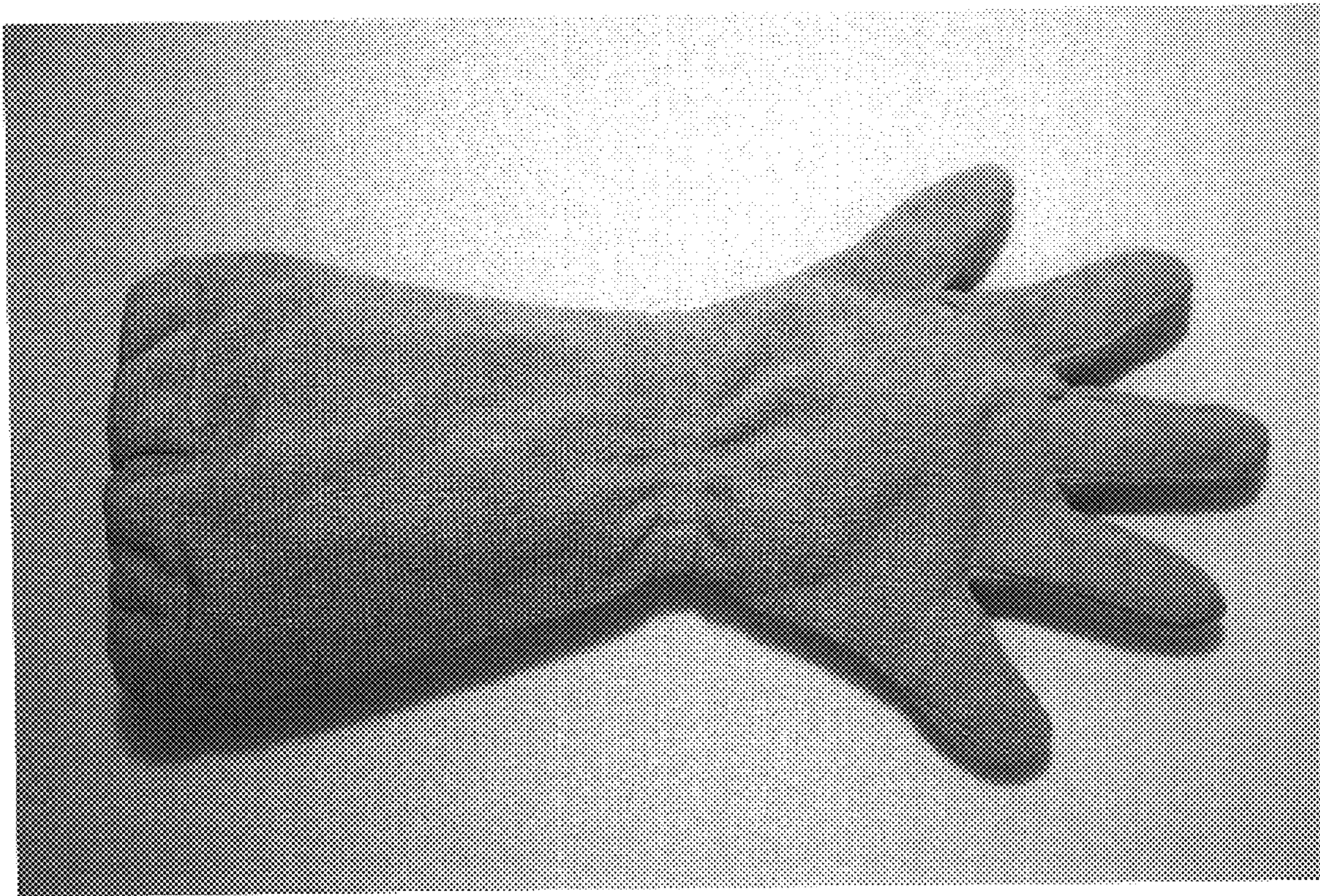


Figure 2

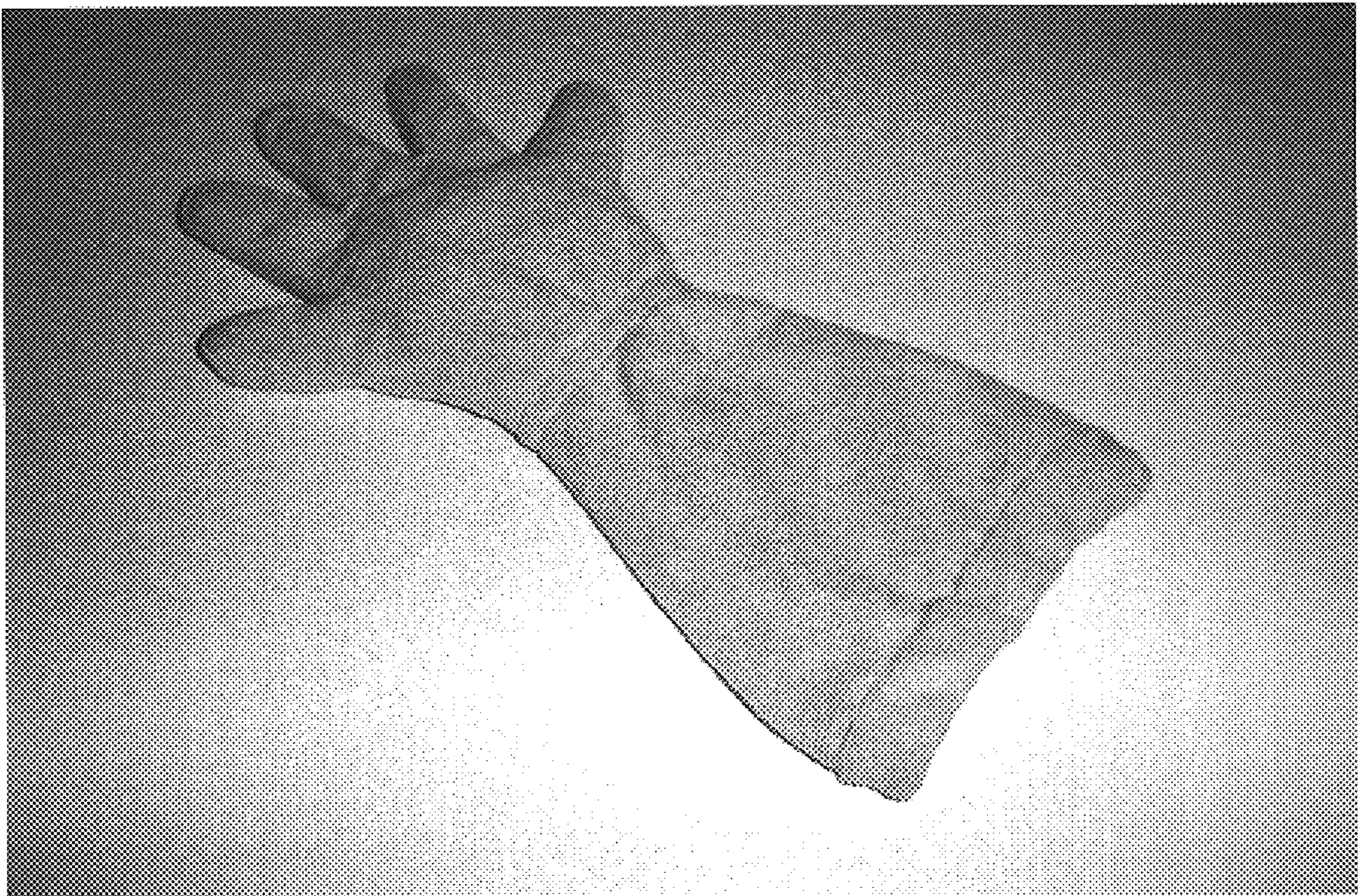


Figure 3

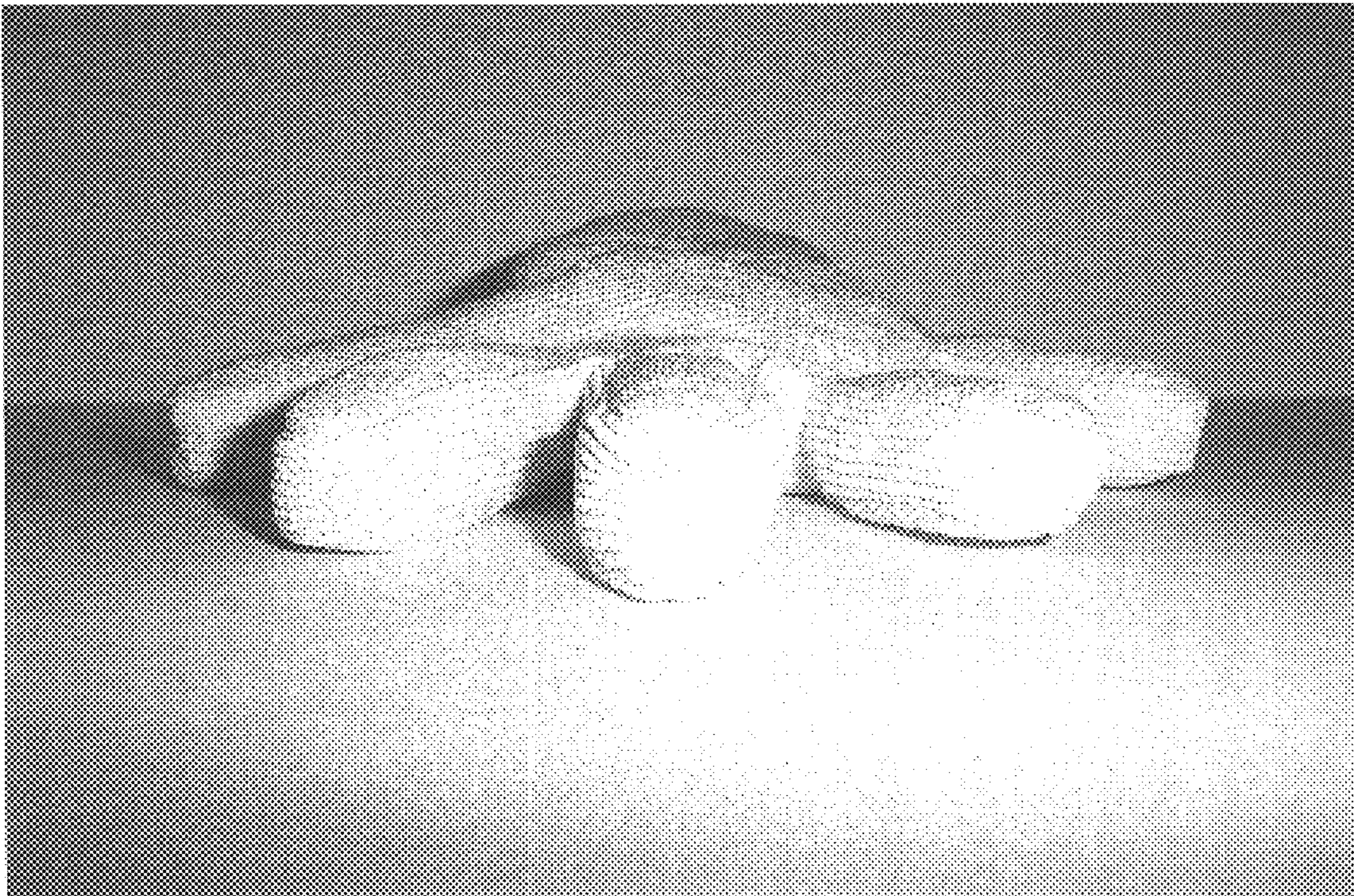


Figure 4

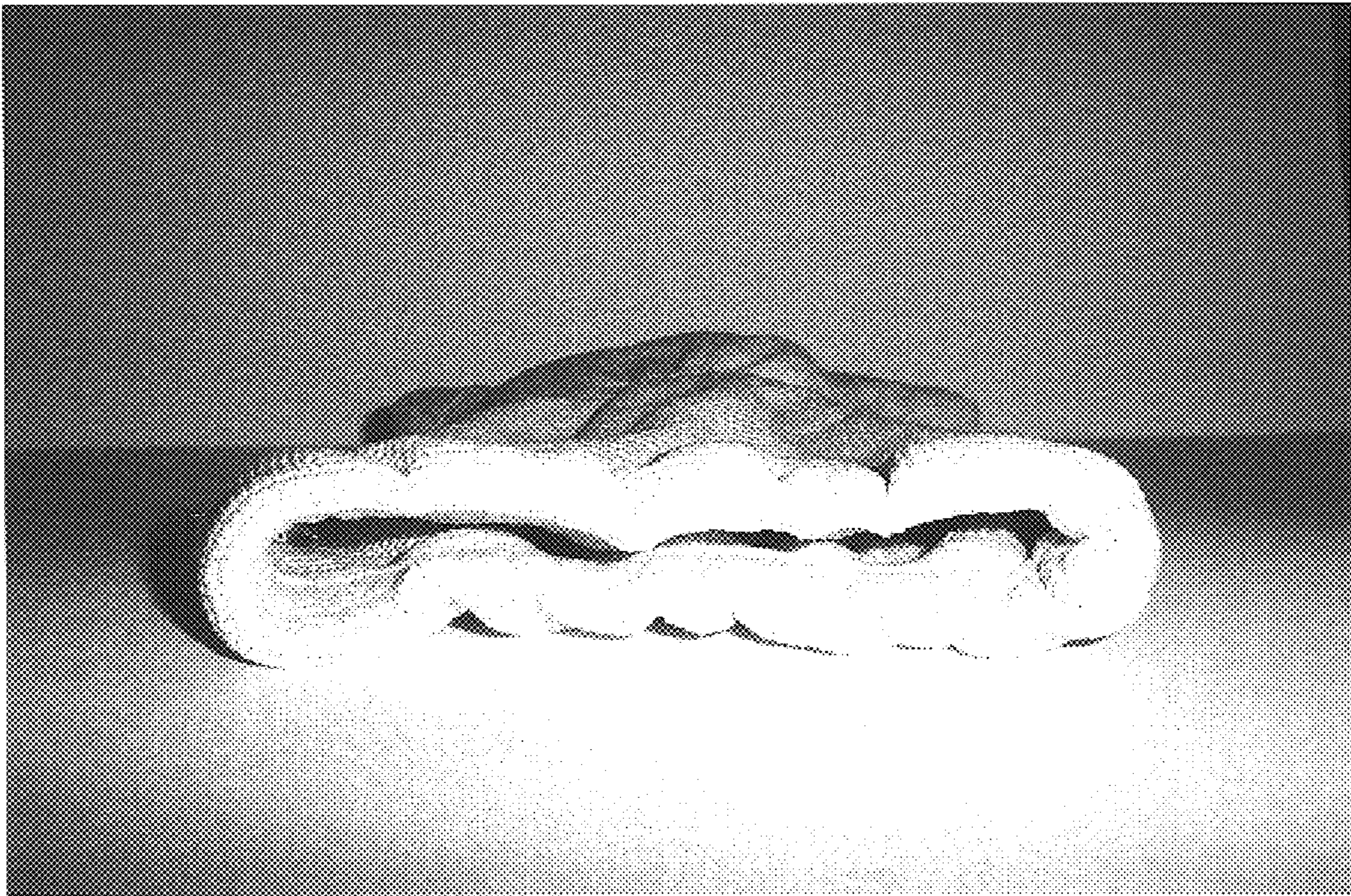


Figure 5