

US00D507675S

(12) **United States Design Patent**
Morrow

(10) **Patent No.:** **US D507,675 S**
(45) **Date of Patent:** **** Jul. 19, 2005**

(54) **LUMINARY FOUR-SIDED MULTI PATTERNED BOXED LIGHT FIXTURE**

(76) Inventor: **Raymond Morrow**, P.O. Box 3702, LaHabra, CA (US) 90632

(**) Term: **14 Years**

(21) Appl. No.: **29/202,538**

(22) Filed: **Mar. 31, 2004**

(51) **LOC (8) Cl.** **26-03**

(52) **U.S. Cl.** **D26/110**

(58) **Field of Search** D26/93, 96, 104, D26/106-112, 142, 87, 92; 362/410-414, 806

(56) **References Cited**

U.S. PATENT DOCUMENTS

D430,335 S	*	8/2000	Hsu	D26/104
D430,694 S	*	9/2000	Chiang	D26/110
D432,706 S	*	10/2000	Bleisch	D26/110
D463,613 S	*	9/2002	Block	D26/110

* cited by examiner

Primary Examiner—Alan P. Douglas
Assistant Examiner—Linda Brooks

(74) *Attorney, Agent, or Firm*—Law Office of Robert T. Braun; Robert T. Braun, Esq.

(57) **CLAIM**

We claim the ornamental design for the luminary four-sided multi patterned boxed light fixture, as shown and described.

DESCRIPTION

FIG. 1 is a front perspective view of the luminary four-sided multi patterned boxed light fixture according to the present invention.



FIG. 2 is a front view of the luminary four-sided multi patterned boxed light fixture according to the present invention.

FIG. 3 is a side view of the luminary four-sided multi patterned boxed light fixture according to the present invention.

FIG. 4 is a top view of the luminary four-sided multi patterned boxed light fixture according to the present invention; and,

FIG. 5 is a perspective view of the luminary four-sided multi patterned boxed light fixture in accordance with another embodiment of the present invention.

1 Claim, 4 Drawing Sheets






FIG. 1

FIG.2





FIG.3



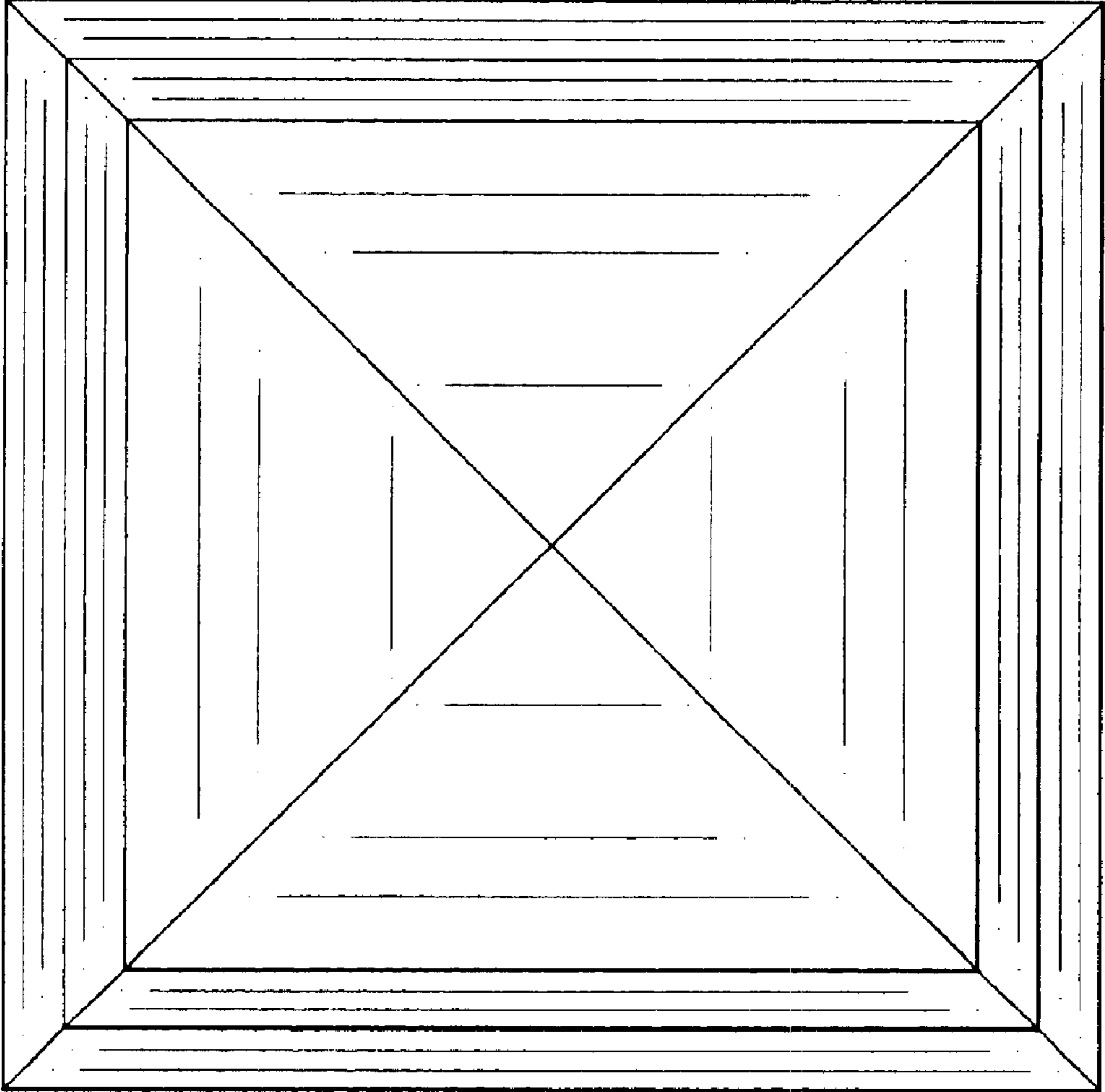


FIG. 4




FIG. 5