

US00D507674S

(12) **United States Design Patent**
Baarman et al.

(10) **Patent No.:** **US D507,674 S**
(45) **Date of Patent:** **** Jul. 19, 2005**

(54) **LAMP**

(75) Inventors: **David W. Baarman**, Fennville, MI (US); **Stephen J. McPhilliamy**, Chicago, IL (US); **Christopher B. Houghton**, Chicago, IL (US)

(73) Assignee: **Access Business Group International LLC**, Ada, MI (US)

(**) Term: **14 Years**

(21) Appl. No.: **29/201,025**

(22) Filed: **Mar. 9, 2004**

(51) **LOC (8) Cl.** **26-03**

(52) **U.S. Cl.** **D26/104**

(58) **Field of Search** D26/51, 61, 93-112; 362/410-415, 20, 33, 97, 109, 183, 194, 195, 806, 565, 277, 285; 313/313, 315, 317, 318, 491, 493, 567, 569; 315/56-58, 307, 309, 310; 320/115

(56) **References Cited**

U.S. PATENT DOCUMENTS

D74,629 S	3/1928	Salterini
D129,636 S	9/1941	Dreyfuss
D245,285 S	8/1977	Whitesel
5,402,700 A	4/1995	Cohen
D383,242 S	9/1997	Reese
5,744,736 A	4/1998	Chang
D404,671 S	1/1999	Stannard
D411,632 S	6/1999	Lin
D442,302 S	5/2001	Hsu

D443,382 S	6/2001	Vong et al.
D443,704 S	6/2001	Lin
D445,525 S	7/2001	Pan
D456,913 S	5/2002	Liu
D476,094 S	6/2003	Baarman et al.
D476,095 S	6/2003	Baarman et al.
D476,752 S	7/2003	Baarman et al.
D478,834 S	8/2003	Baarman et al.
D479,356 S	9/2003	Baarman et al.
D479,892 S	9/2003	Baarman et al.
D479,893 S	9/2003	Baarman et al.
D484,635 S	12/2003	Baarman et al.
D485,638 S	1/2004	Baarman et al.

Primary Examiner—Marcus A. Jackson

Assistant Examiner—Linda Brooks

(74) *Attorney, Agent, or Firm*—Warner Norcross & Judd

(57) **CLAIM**

The ornamental design for a lamp, as shown and described.

DESCRIPTION

FIG. 1 is a perspective view of the lamp embodying the new design;

FIG. 2 is a front elevational view thereof;

FIG. 3 is a rear elevational view thereof;

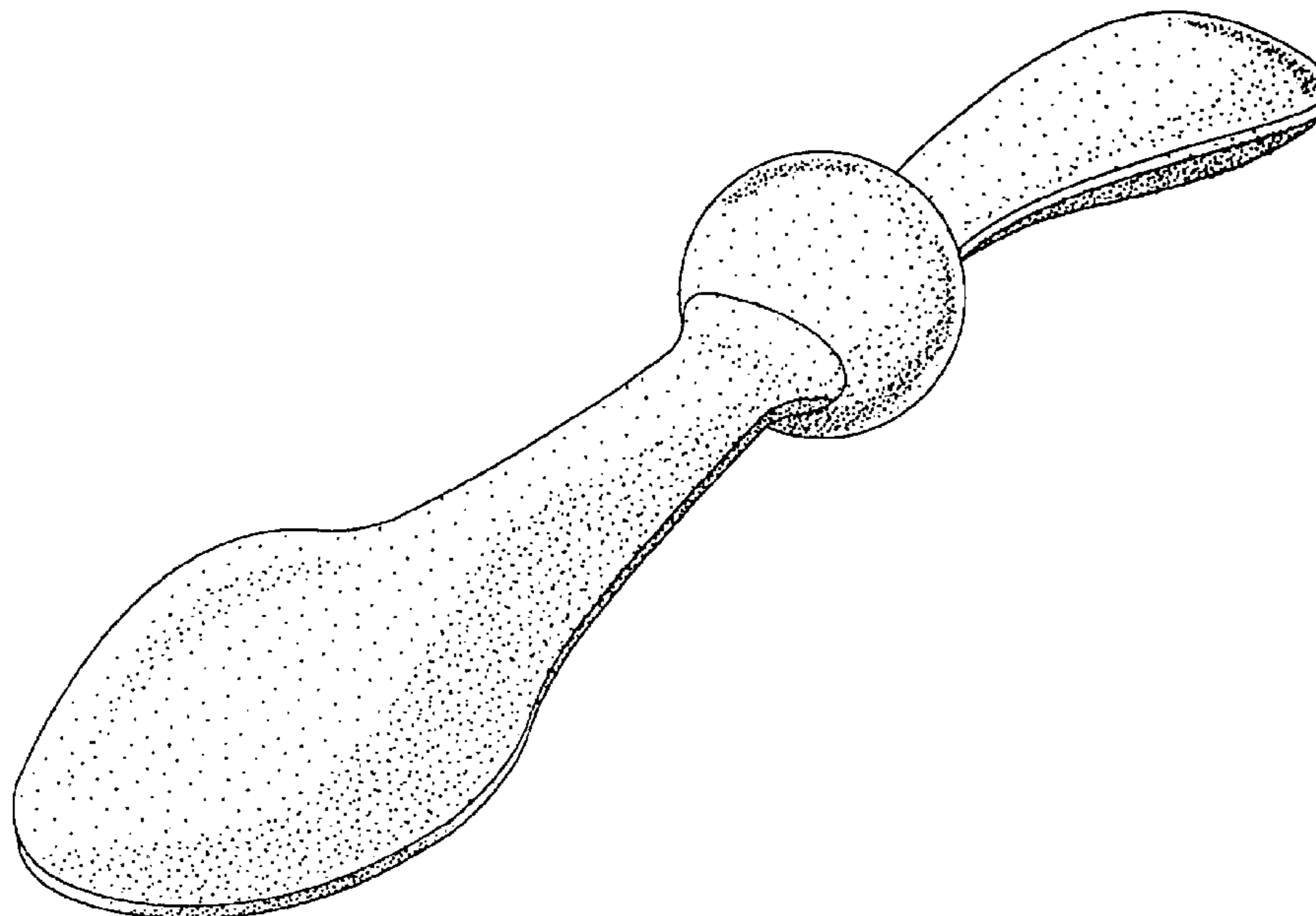
FIG. 4 is a left side elevational view, the right side being a mirror image thereof;

FIG. 5 is a top plan view thereof; and,

FIG. 6 is a bottom plan view thereof.

FIGS. 2, 4, and 6 show portions of a bulb in broken lines. The portions shown in broken lines are shown for environmental purposes and do not form any part of the claimed design.

1 Claim, 4 Drawing Sheets



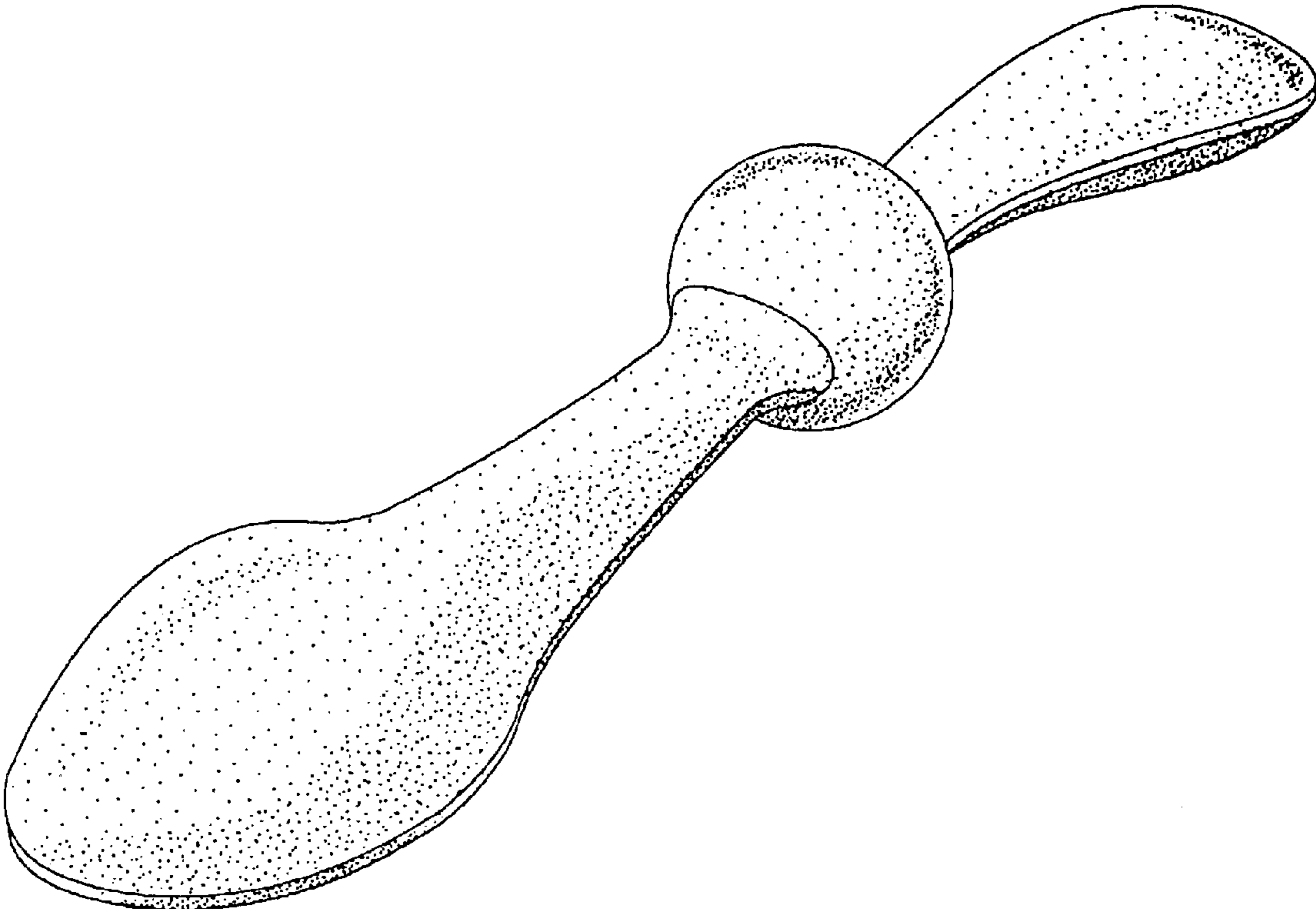


Fig. 1

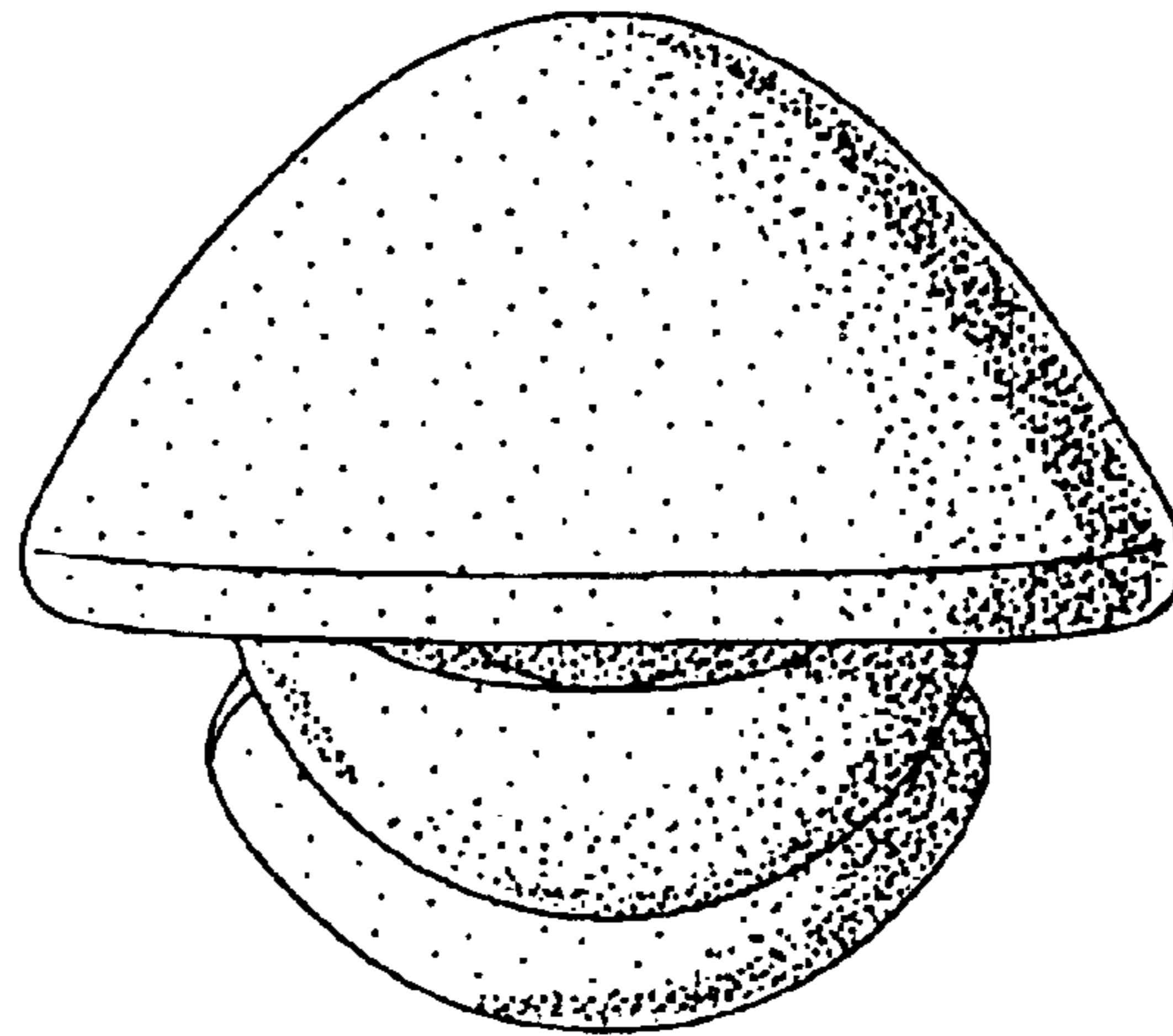


Fig. 2

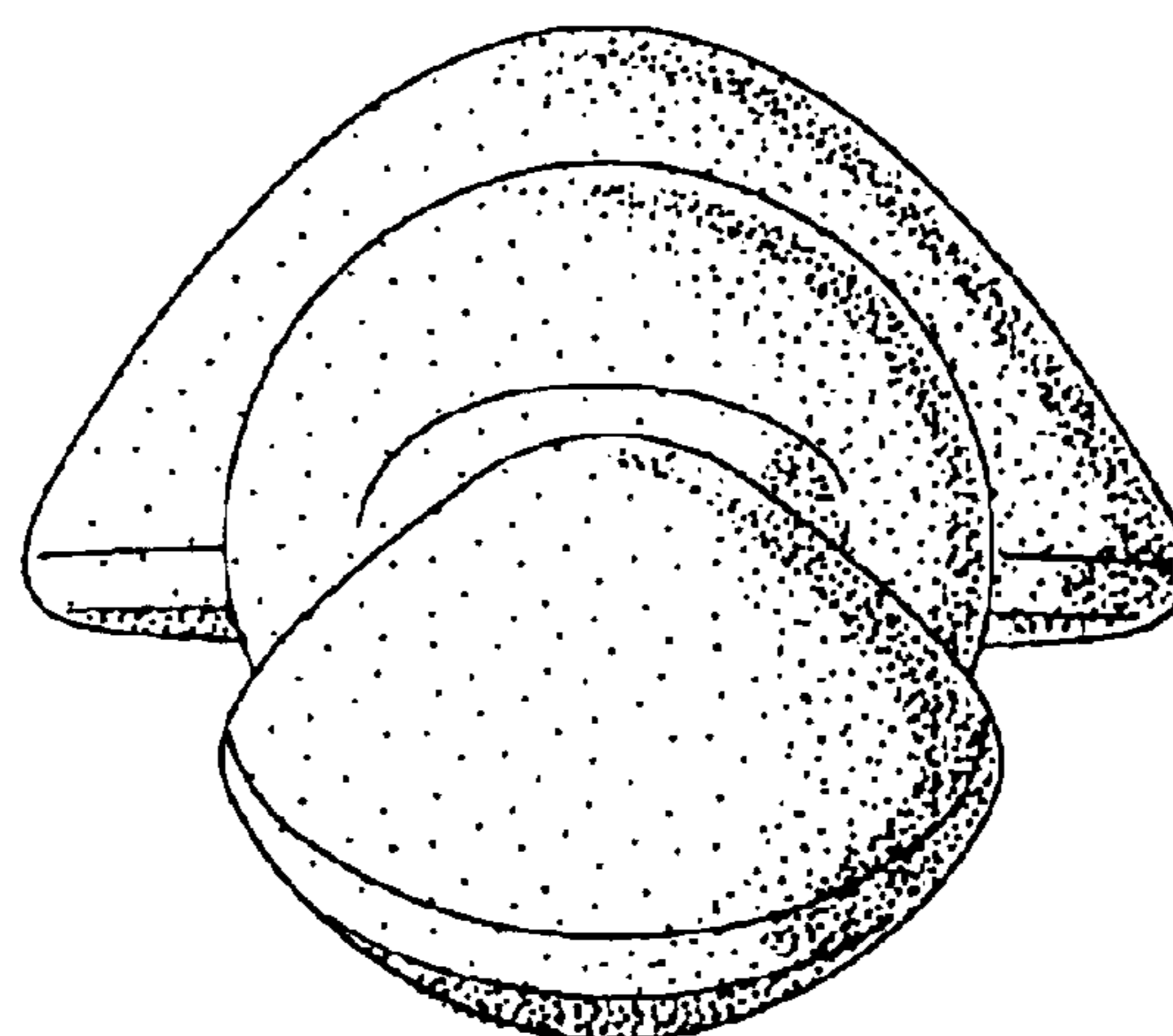


Fig. 3

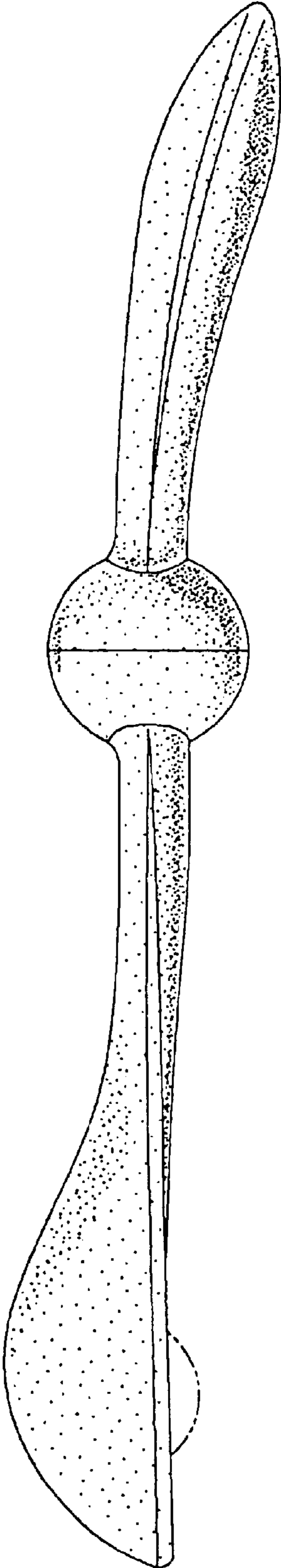


Fig. 4

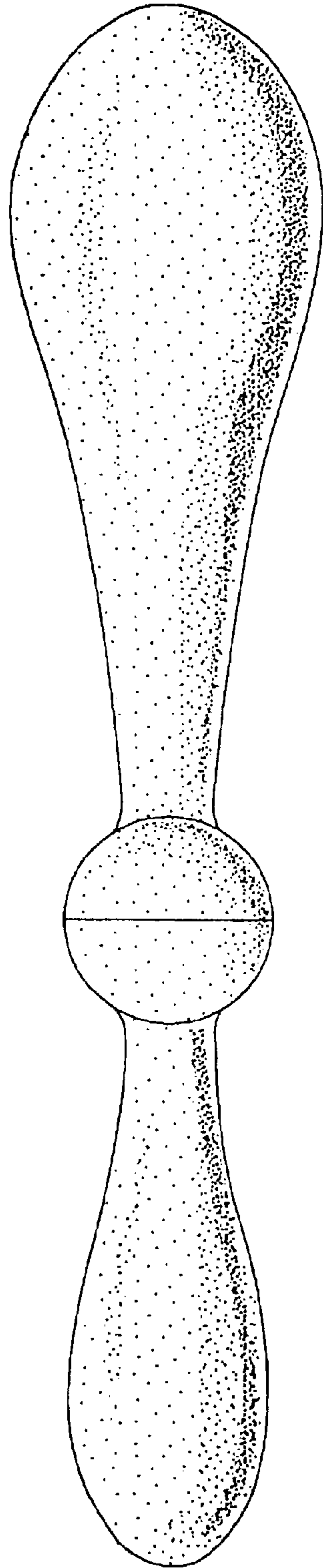


Fig. 5

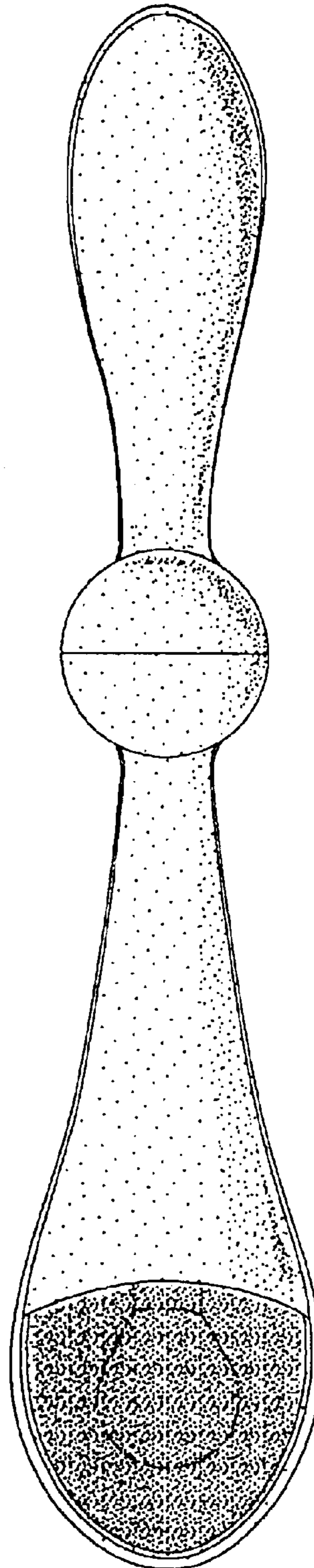


Fig. 6