

US00D507663S

(12) **United States Design Patent**
Terarutyunyan

(10) **Patent No.:** **US D507,663 S**
(45) **Date of Patent:** **** Jul. 19, 2005**

(54) **PAVER**
(75) **Inventor:** **Arutyun H. Terarutyunyan**, Fort
Lauderdale, FL (US)
(73) **Assignee:** **Arutyun terarutyunyan**, Fort
Lauderdale, FL (US)
(**) **Term:** **14 Years**

606,151 A * 6/1898 Johnson 52/102
957,144 A * 5/1910 Buer 52/612
2,388,880 A * 11/1945 Stitt 52/144
D204,243 S * 4/1966 Thompson D25/147
4,349,293 A * 9/1982 Rosenberger 404/41
D312,881 S * 12/1990 Naether D25/113
D346,666 S * 5/1994 Newsom D25/113
D414,280 S * 9/1999 Holt D25/148

* cited by examiner

Primary Examiner—Robert A Delehanty

(21) **Appl. No.:** **29/189,801**
(22) **Filed:** **Sep. 10, 2003**

(57) **CLAIM**

The ornamental design for “paver,” as shown.

(51) **LOC (8) Cl.** **25-01**
(52) **U.S. Cl.** **D25/112**
(58) **Field of Search** D25/112–118,
D25/164, 147–149, 199; D21/483–486,
499–500; 404/17, 19–20, 27–31, 34–42;
52/102, 596, 574, 612, 603–609


DESCRIPTION

FIG. 1 is a generally perspective view showing the orna-
mental design of the paver;
FIG. 2 is an end view thereof;
FIG. 3 is a side view thereof;
FIG. 4 is a top plan view thereof; and,
FIG. 5 is a bottom view thereof.

(56) **References Cited**
U.S. PATENT DOCUMENTS

D28,084 S * 12/1897 Jacobs 404/34

1 Claim, 3 Drawing Sheets



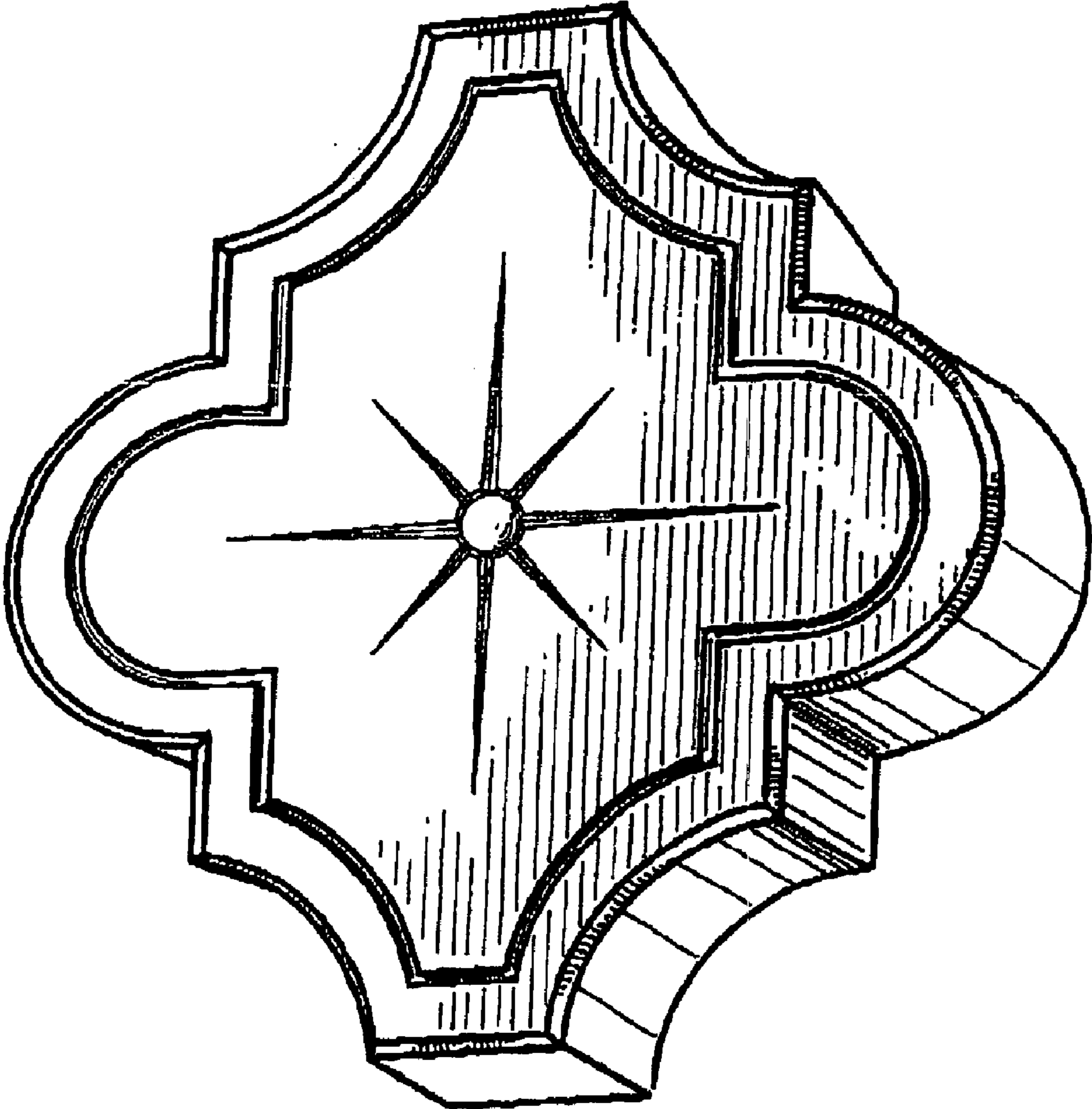


Fig. 1




Fig. 2

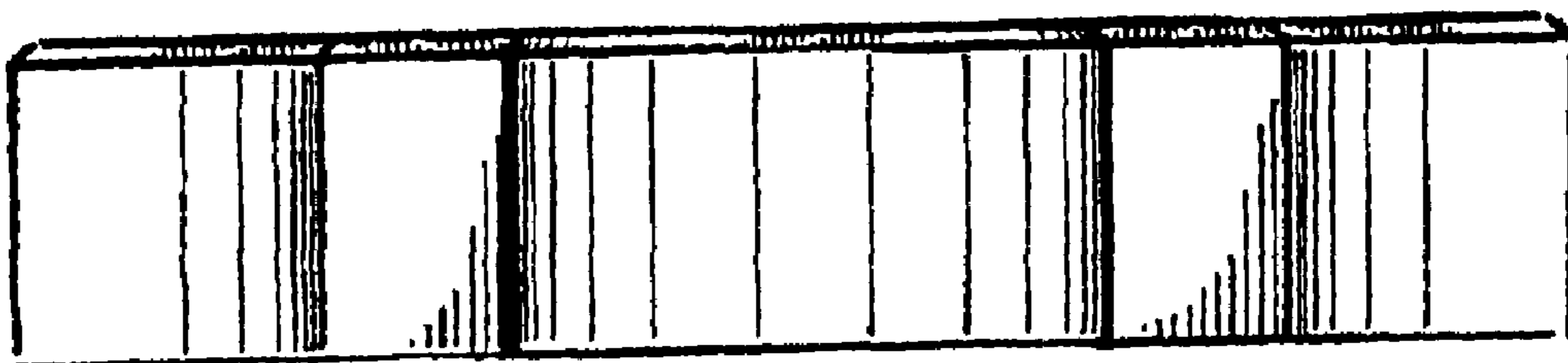


Fig. 3




FIG. 4




FIG. 5