

US00D507653S

(12) **United States Design Patent**
Batchelor

(10) **Patent No.:** **US D507,653 S**

(45) **Date of Patent:** **** Jul. 19, 2005**

(54) **DECORATIVE BRACE**

(76) **Inventor:** **Linda C. Batchelor**, 11802 Edmont Pl.,
Waldorf, MD (US) 20601

(**) **Term:** **14 Years**

(21) **Appl. No.:** **29/198,886**

(22) **Filed:** **Feb. 9, 2004**

(51) **LOC (8) Cl.** **24-04**

(52) **U.S. Cl.** **D24/190**

(58) **Field of Search** D24/190, 189,
D24/191, 192; 602/20, 21, 1, 5, 6, 23, 26,
62; 2/22

(56) **References Cited**

U.S. PATENT DOCUMENTS

5,088,484 A 2/1992 Freeman et al.
5,573,501 A 11/1996 Ruscito et al.
5,921,949 A 7/1999 Dray

5,978,962 A 11/1999 Hamowy
D417,933 S 12/1999 Hanley et al.
6,120,472 A 9/2000 Singer, Jr.
D434,503 S 11/2000 DeHerra
D483,492 S * 12/2003 Dumani D24/190
2002/0165474 A1 * 11/2002 Chiang et al. 602/26

* cited by examiner

Primary Examiner—Ian Simmons

Assistant Examiner—Daniel Yu

(57) **CLAIM**

The ornamental design for a decorative brace, as shown and described.

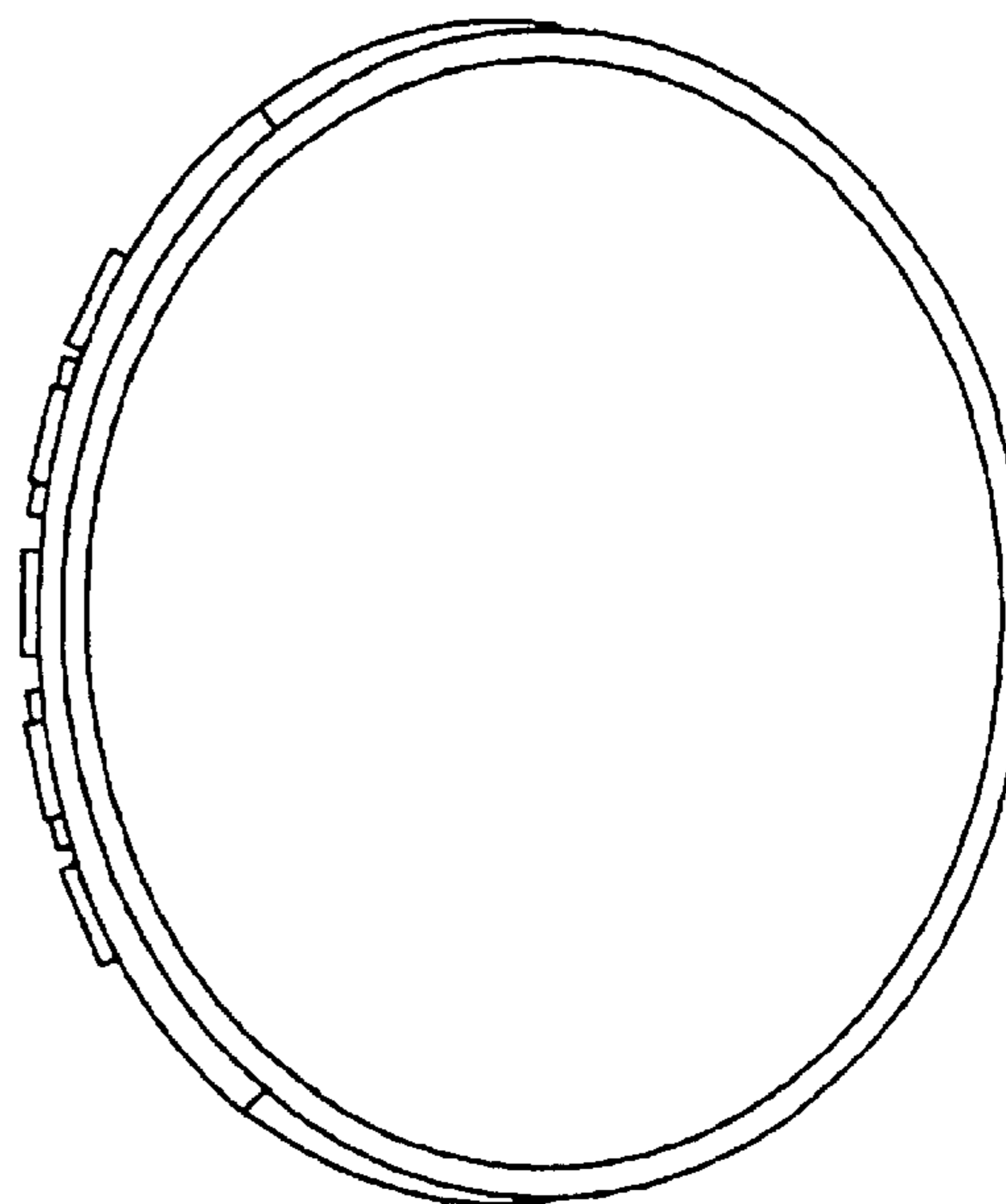

DESCRIPTION

FIG. 1 is a top plan view of a decorative brace showing my new design;

FIG. 2 is a bottom plan view thereof; and,

FIG. 3 is a side elevational view thereof.

1 Claim, 2 Drawing Sheets






FIG. 2

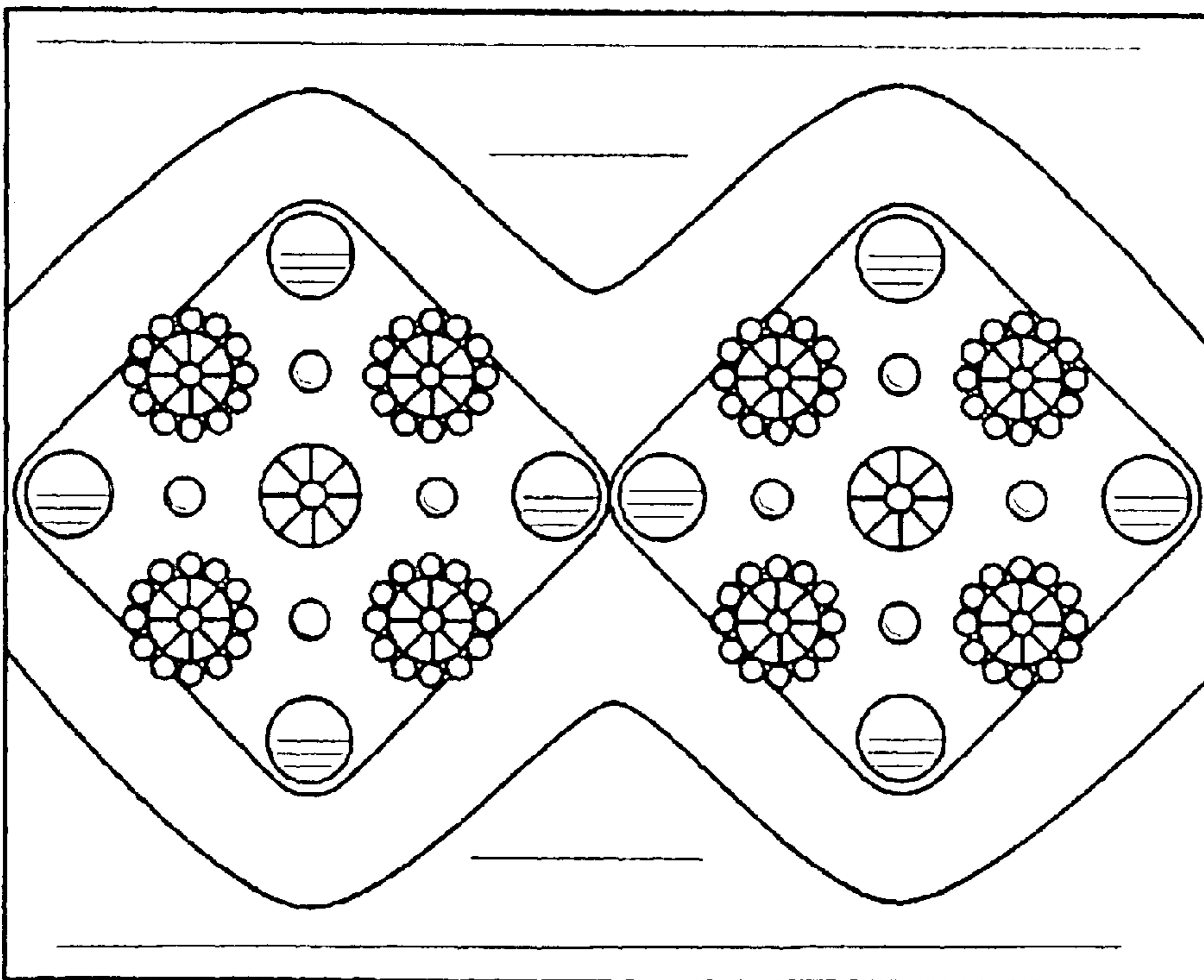


FIG. 1

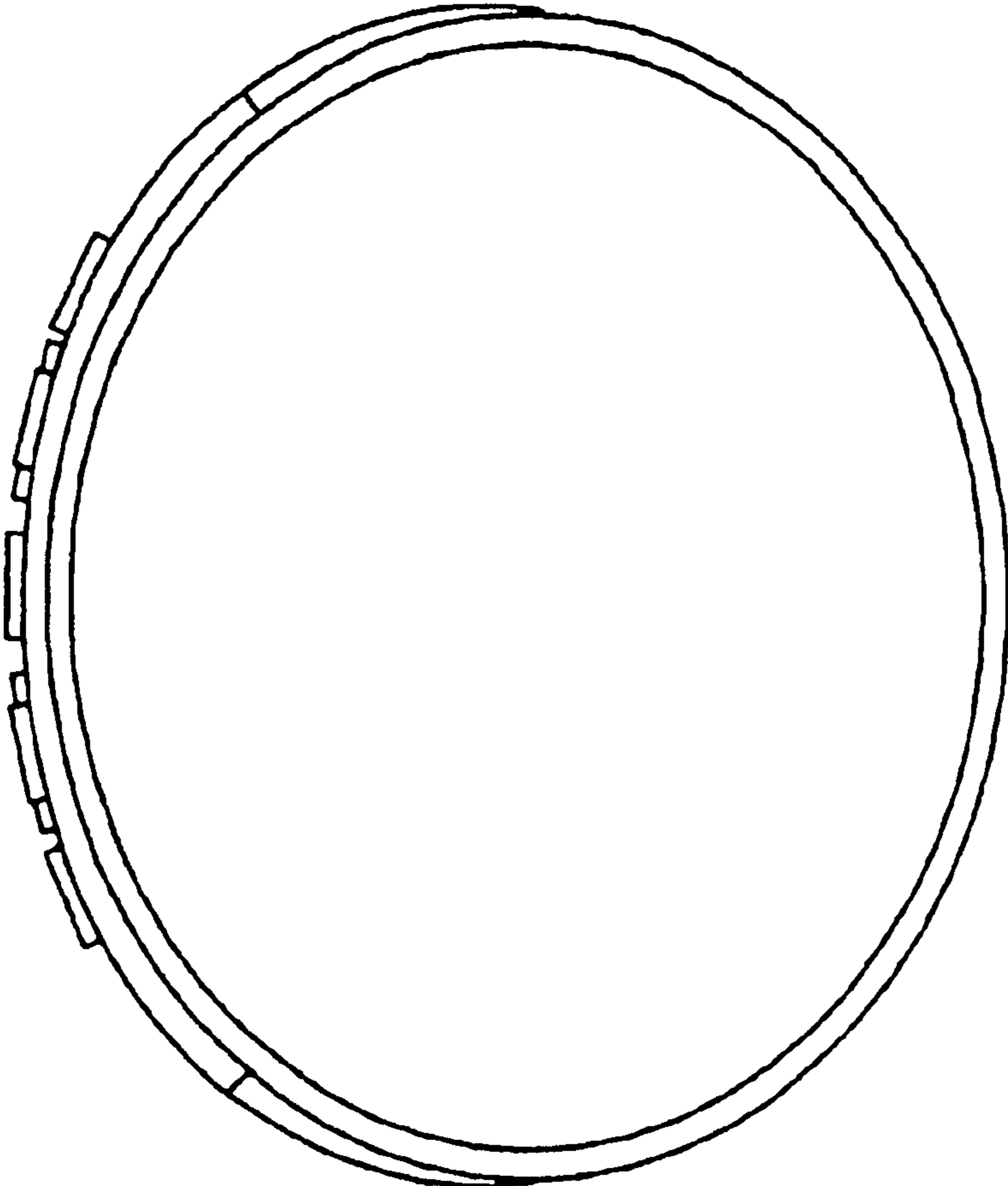


FIG. 3