

US00D507648S

(12) **United States Design Patent**
Kiker

(10) **Patent No.:** **US D507,648 S**

(45) **Date of Patent:** **** Jul. 19, 2005**

(54) **FOOT FLOSSER**

(76) **Inventor:** **Jean M. Kiker**, 4770 Gainsborough Dr., Fairfax, VA (US) 22032

(**) **Term:** **14 Years**

(21) **Appl. No.:** **29/185,656**

(22) **Filed:** **Jul. 2, 2003**

(51) **LOC (8) Cl.** **24-02**

(52) **U.S. Cl.** **D24/119; D24/133; D24/188**

(58) **Field of Search** D24/133, 119, D24/188, 108; D4/137, 103; D28/63, 64.1, 64.2, 64.7, 7; D6/608; D32/40; 15/227, 222, 244.1, 244.4

(56) **References Cited**

U.S. PATENT DOCUMENTS

2,068,162 A	1/1937	Borchers	
2,871,497 A	2/1959	Miller et al.	
3,228,398 A *	1/1966	Thomas et al.	D24/119
3,324,855 A *	6/1967	Heimlich	D24/119
D270,762 S *	9/1983	Kaufman	D24/119
4,457,640 A	7/1984	Anderson	
4,718,141 A	1/1988	Kuehnl	
D307,198 S *	4/1990	Rojko et al.	D28/63
5,029,357 A	7/1991	Gootoff et al.	
5,212,847 A	5/1993	Melcher et al.	
5,401,550 A *	3/1995	Hannon	15/222
D364,016 S *	11/1995	Aronson	D24/119

5,704,089 A	1/1998	Walters
D406,424 S	3/1999	Daniels
5,915,746 A	6/1999	Melcher et al.
6,112,356 A	9/2000	Hashey
6,340,026 B1	1/2002	Shapiro
6,510,576 B1	1/2003	Gruber
2002/0170133 A1	11/2002	McDevitt et al.

* cited by examiner

Primary Examiner—Ian Simmons

(74) *Attorney, Agent, or Firm*—Jones Tullar & Cooper PC

(57) **CLAIM**

The ornamental design for a foot flosser, as shown and described.

DESCRIPTION

FIG. 1 is a perspective view of a foot flosser in accordance with the present invention;
 FIG. 2 is a side elevation view thereof, the opposing side being the same;
 FIG. 3 is a left end view of the foot flosser in accordance with the present invention;
 FIG. 4 is a right end view of the foot flosser;
 FIG. 5 is a bottom plan view of the foot flosser in accordance with the present invention, the top view thereof being the same; and,
 FIG. 6 is an exploded perspective view of the foot flosser of the present invention.

1 Claim, 2 Drawing Sheets

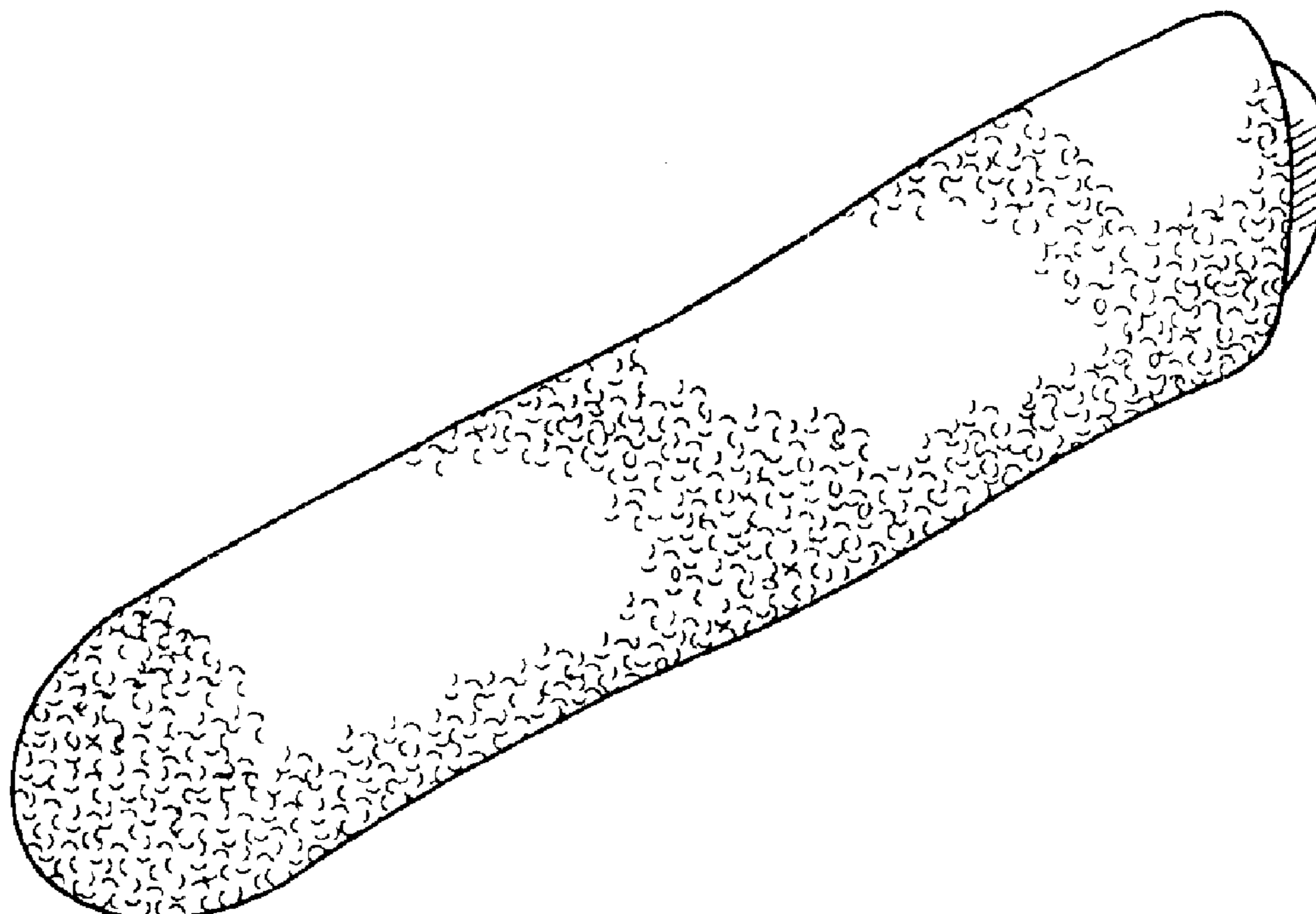


FIG. 1


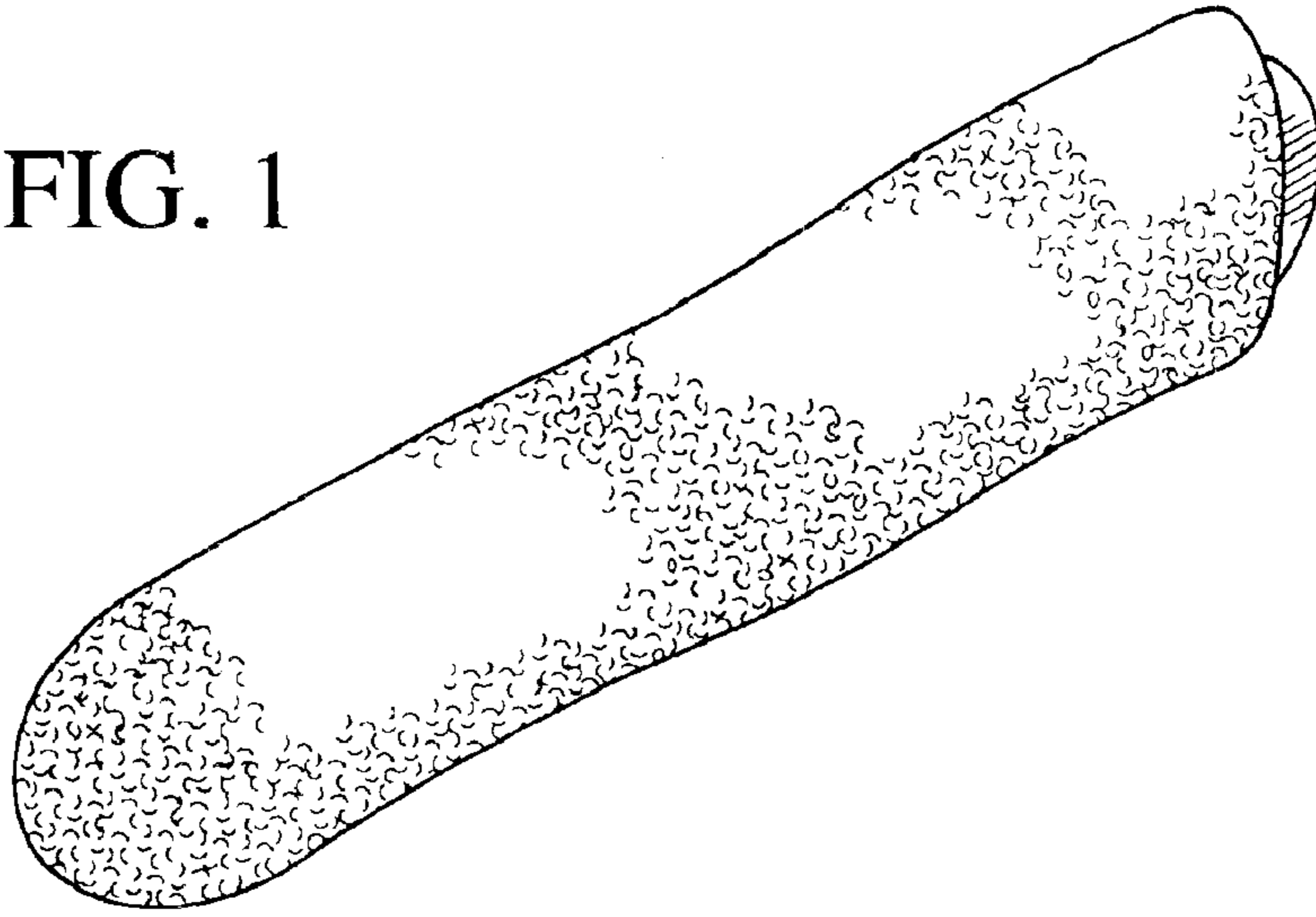


FIG. 2




FIG. 3

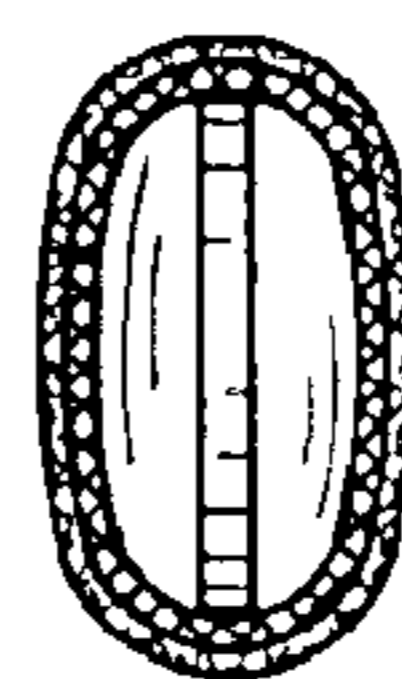


FIG. 4




FIG. 5

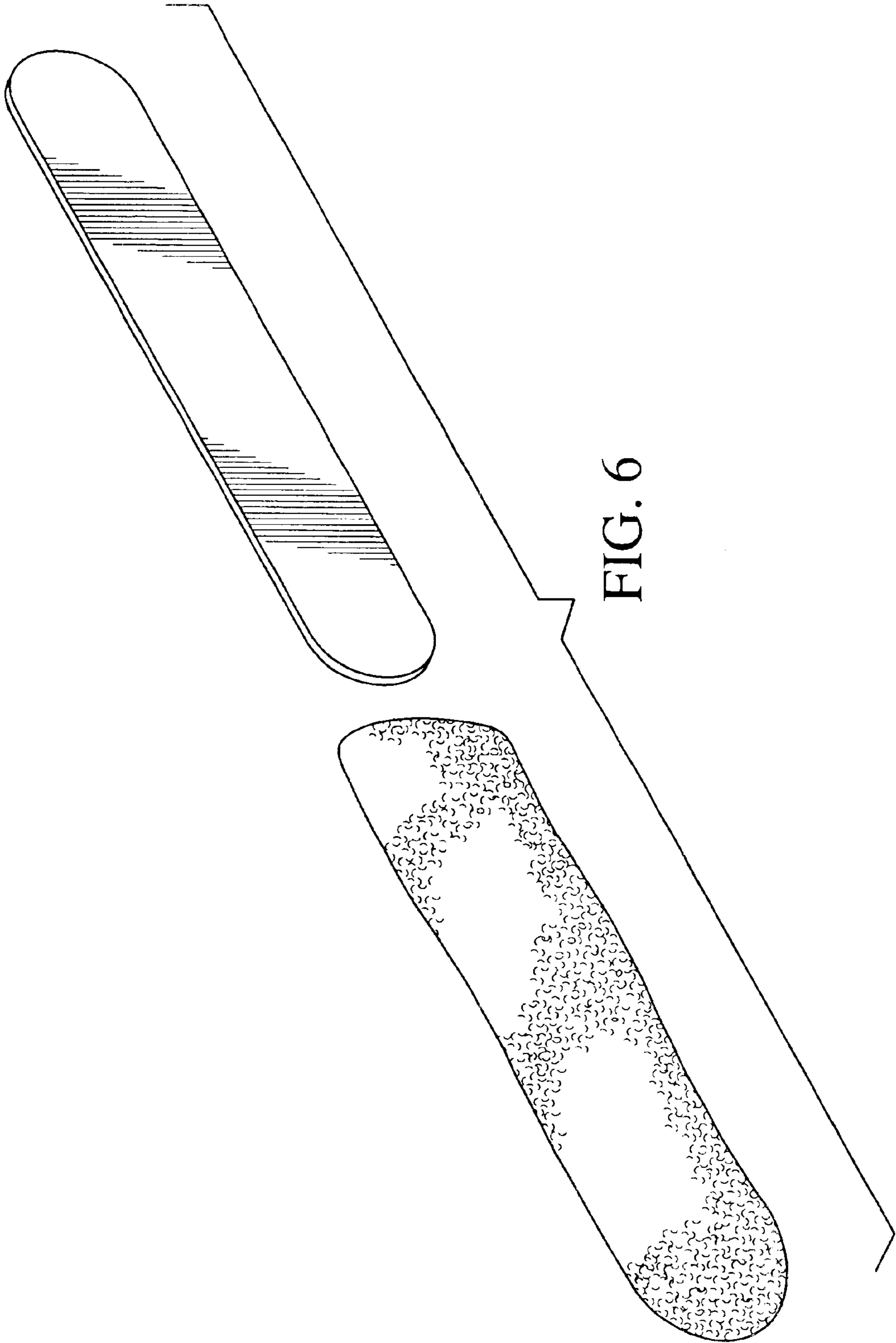


FIG. 6