

US00D507646S

(12) **United States Design Patent**
Young

(10) **Patent No.:** **US D507,646 S**
(45) **Date of Patent:** **** Jul. 19, 2005**

(54) **CEILING FAN BLADE**

(75) **Inventor:** **Stanfield Young**, Garden Grove, CA (US)

(73) **Assignee:** **Minka Lighting, Inc.**, Corona, CA (US)

(**) **Term:** **14 Years**

(21) **Appl. No.:** **29/195,914**

(22) **Filed:** **Dec. 18, 2003**

(51) **LOC (8) Cl.** **23-04**

(52) **U.S. Cl.** **D23/413**

(58) **Field of Search** D23/413, 411,
D23/377, 379, 385; 416/5

(56) **References Cited**

U.S. PATENT DOCUMENTS

D454,636 S * 3/2002 Lantz D23/413
D479,597 S * 9/2003 Curtin D23/413

OTHER PUBLICATIONS

Royal Pacific Internet Catalog; Bahama Palm Leaf & Carved Wood Blade Ceiling Fan, Model # 1012-BP, printed from www.fanshack.com, Nov. 17, 2003, Royal Pacific Ceiling Fans.

Fanimation Internet Catalog; The Louvre ceiling fan, Model No. FP1320GZ; Printed from www.fanimation.com, Feb. 20, 2004, Fanimation Fans.

Hampton Bay Ceiling fan, Model No. 73554; Printed from www.homedepot.com, Feb. 20, 2004, Home Depot.

Kona Bay ceiling fan, Model No. K52AW; Printed from www.craftmade.com, Feb 20, 2004, Craftmade International, Inc.

* cited by examiner

Primary Examiner—Lisa Lichtenstein

(74) *Attorney, Agent, or Firm*—Baker & McKenzie LLP

(57) **CLAIM**

The ornamental design for a ceiling fan blade, as shown and described.

DESCRIPTION

FIG. 1 is a perspective view from below of a ceiling fan blade in accordance with my design, including the environment thereof;

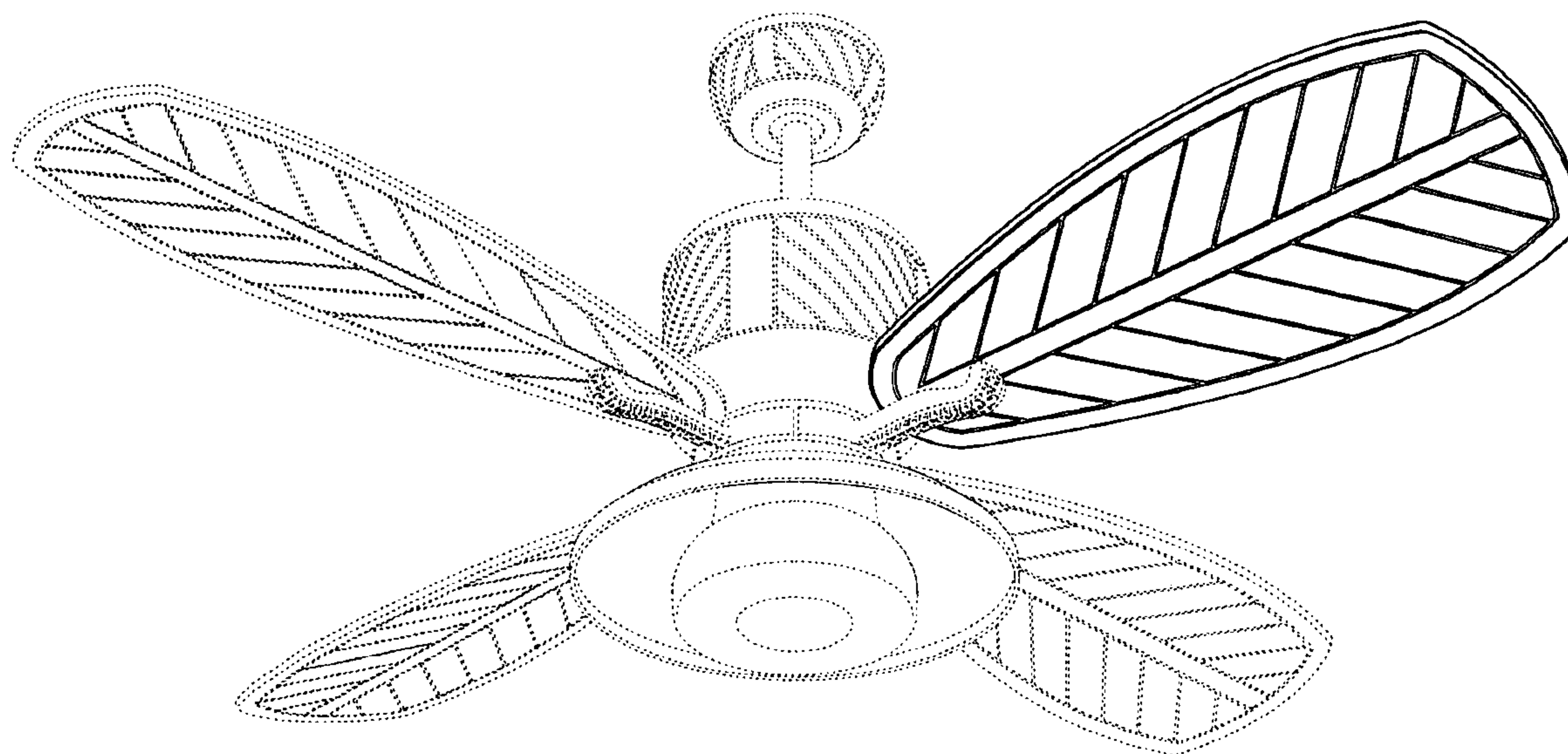
FIG. 2 is a bottom plan view of the ceiling fan blade in accordance with my design;

FIG. 3 is a top plan view of the ceiling fan blade in accordance with my design; and,

FIG. 4 is a cross-sectional view of the ceiling fan blade in accordance with my design taken along lines 4—4 in FIG. 3.

The broken lines showing environmental structure are for illustrative purposes and form no part of the claimed design.

1 Claim, 2 Drawing Sheets



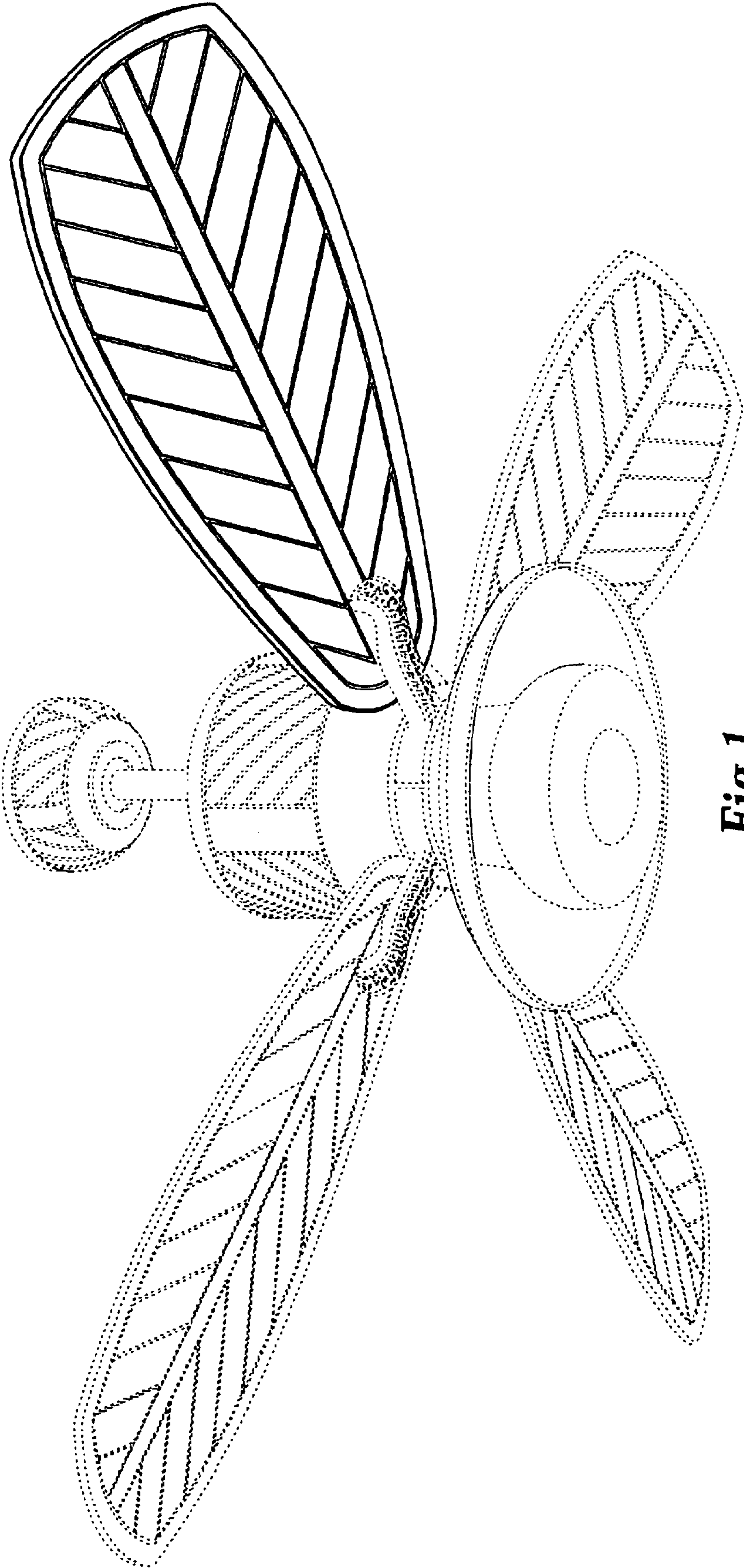


Fig. 1

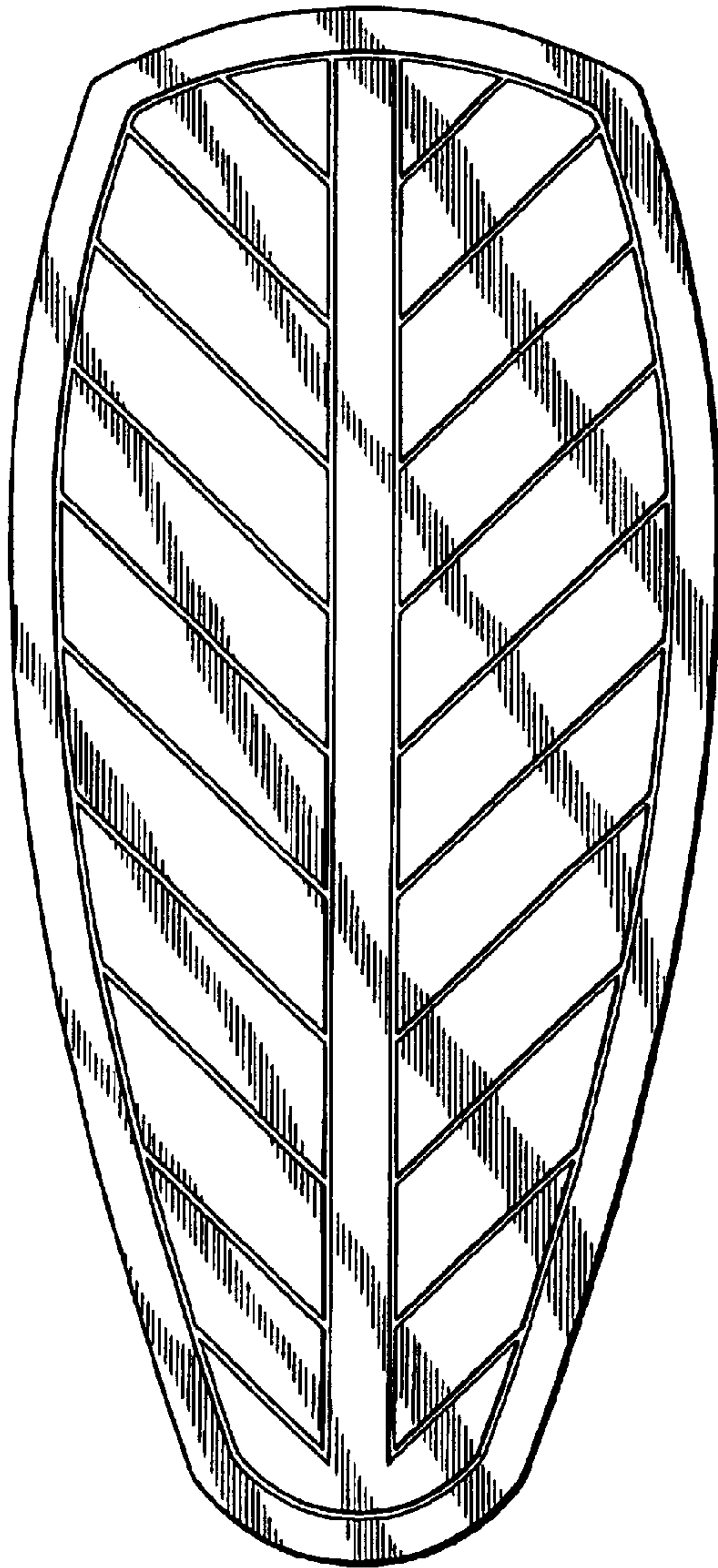


Fig. 2

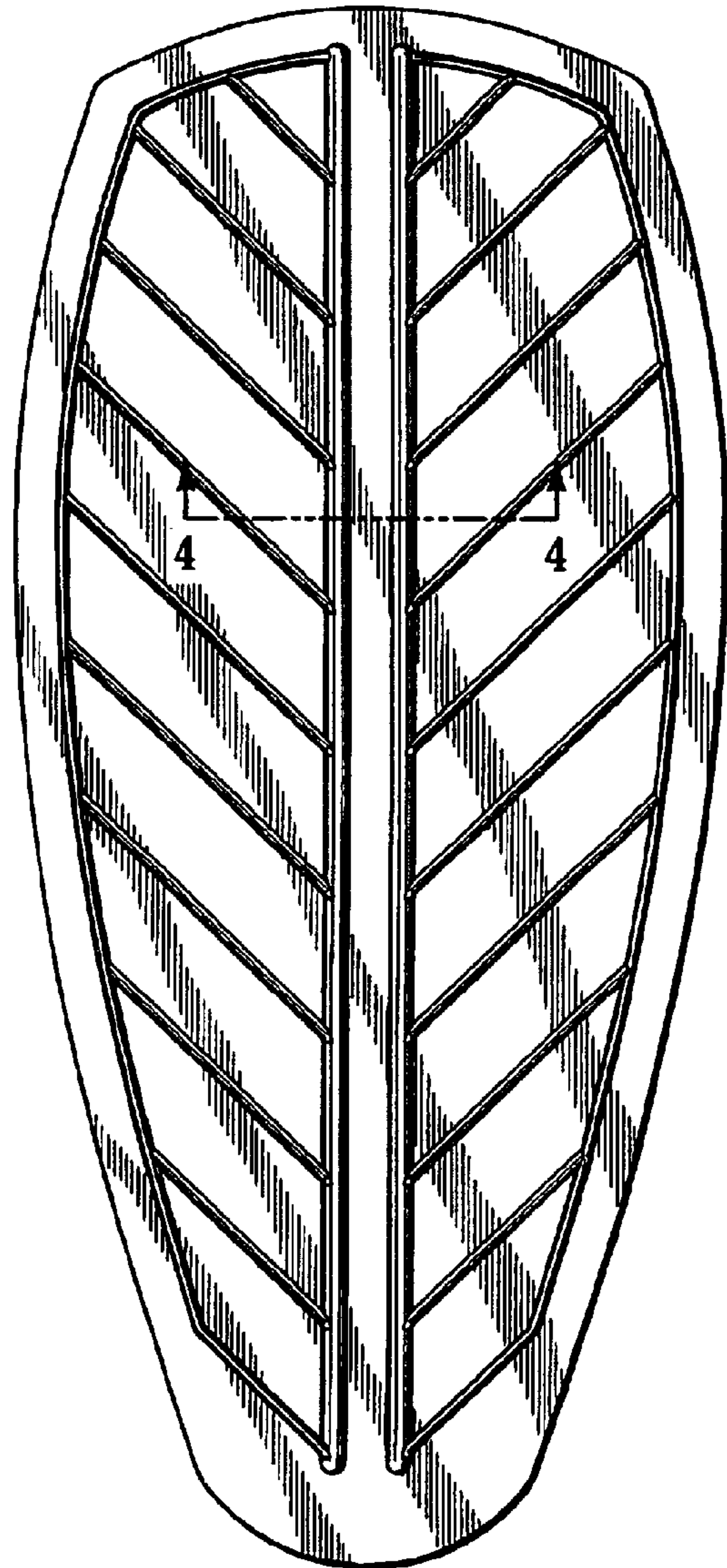


Fig. 3



Fig. 4