



US00D507643S

(12) **United States Design Patent** (10) **Patent No.:** **US D507,643 S**  
**Burns** (45) **Date of Patent:** **\*\* Jul. 19, 2005**

(54) **CEILING FAN MOTOR HOUSING**

(75) Inventor: **James P. Burns**, Memphis, TN (US)

(73) Assignee: **Hunter Fan Company**, Memphis, TN (US)

(\*\*) Term: **14 Years**

(21) Appl. No.: **29/194,972**

(22) Filed: **Dec. 4, 2003**

(51) **LOC (8) Cl.** ..... **24-03**

(52) **U.S. Cl.** ..... **D23/411**

(58) **Field of Search** ..... D23/377, 379,  
D23/385, 411; 416/5; 392/364

(56) **References Cited**

**U.S. PATENT DOCUMENTS**

D439,322 S	*	3/2001	Lee	.....	D23/377
D446,851 S	*	8/2001	Lee	.....	D23/411
D484,233 S	*	12/2003	Bucher et al.	.....	D23/377

**OTHER PUBLICATIONS**

2003 Hunter Fan Prestige Product Catalog (Charmaine p. 11, Palais Jardin p. 15, Series 1886 p. 17, Etruscan p. 19, Marseille p. 21, Covent Garden p. 23, 44 Dominion p. 53).

Casablanca Fan Company 2001 Product Catalog (19th Century p. 21, Art Nouveau p. 23, Bella p. 27, Capistrano p. 38, Estrada p. 46, Victorian p. 53, Commodore Vanderbilt p. 54, New Orleans Centennial p. 55).

\* cited by examiner

*Primary Examiner*—Lisa Lichtenstein

(74) *Attorney, Agent, or Firm*—Baker Donelson

(57) **CLAIM**

The ornamental design for a ceiling fan motor housing, as shown and described.

**DESCRIPTION**

FIG. 1 is a perspective view of a ceiling fan motor housing showing my new design.

FIG. 2 is a right side view thereof, the left side view being the same thereof.

FIG. 3 is a front view thereof, the rear view being the same thereof.

FIG. 4 is a bottom view thereof; and,

FIG. 5 is a top view thereof.

**1 Claim, 3 Drawing Sheets**

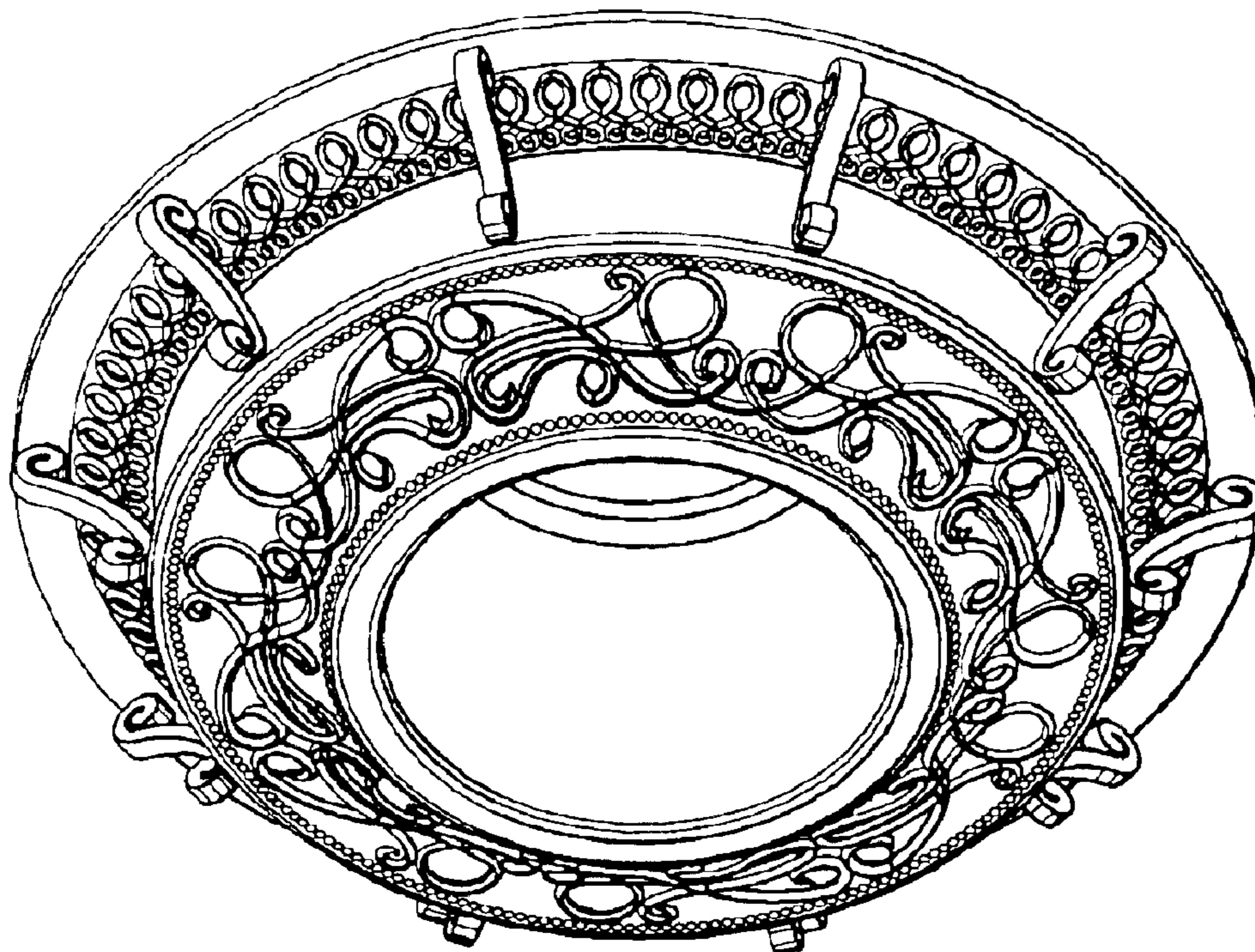


Fig. 1

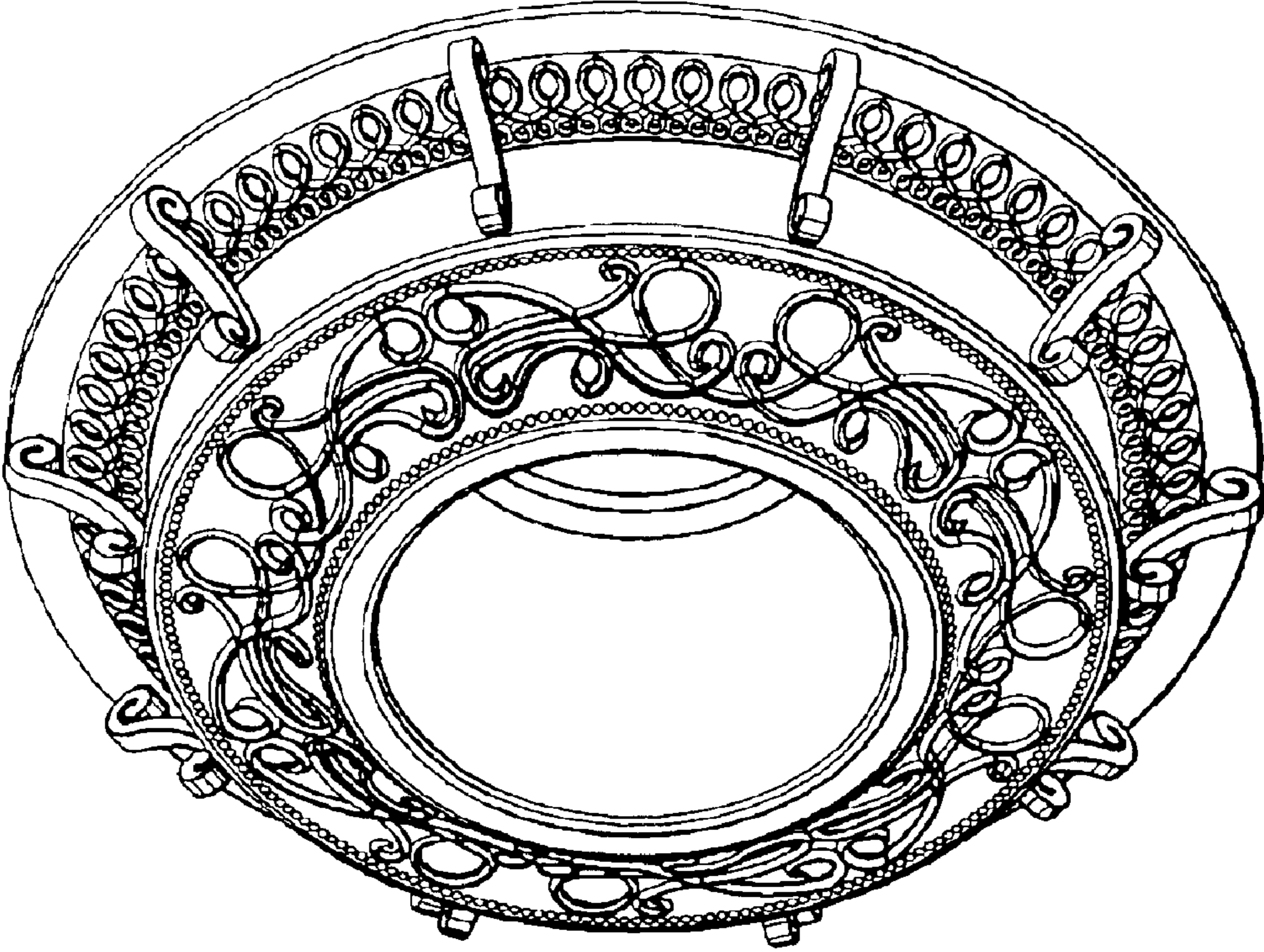


Fig. 2




Fig. 3

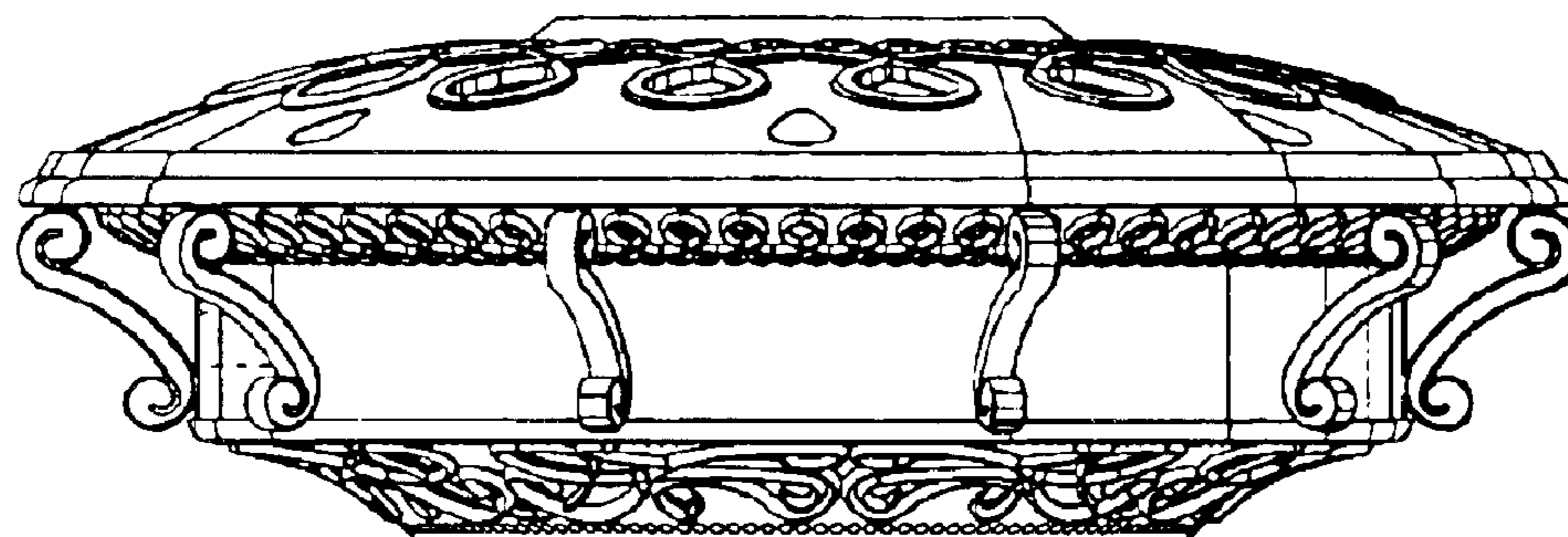


Fig. 5

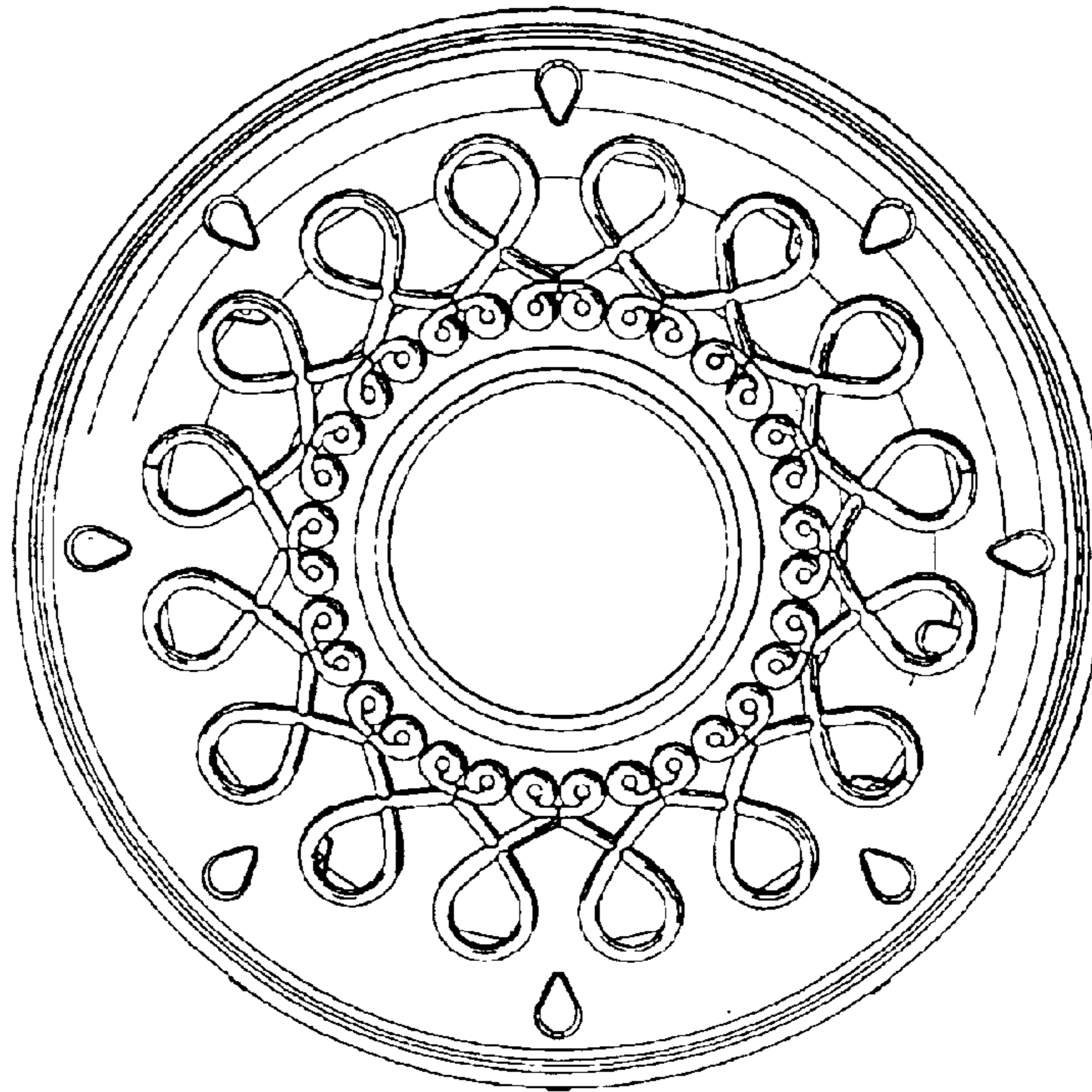


Fig. 4

