

US00D507641S

(12) **United States Design Patent**
Chiu et al.

(10) **Patent No.:** **US D507,641 S**

(45) **Date of Patent:** **** Jul. 19, 2005**

(54) **IMPELLER**

6,137,681 A * 10/2000 Lu 361/697
6,579,064 B2 * 6/2003 Hsieh 416/182

(75) Inventors: **Yung-Yu Chiu**, Taoyuan (TW);
Shun-Chen Chang, Taoyuan (TW);
Kuo-Cheng Lin, Taoyuan (TW);
Wen-Shi Huang, Taoyuan (TW)

* cited by examiner

Primary Examiner—Lisa Lichtenstein
(74) *Attorney, Agent, or Firm*—Birch, Stewart, Kolasch & Birch, LLP

(73) Assignee: **Delta Electronics Inc.**, Taoyuan Hsien (TW)

(57) **CLAIM**

(**) Term: **14 Years**

The ornamental design for an impeller, as shown and described herein.

(21) Appl. No.: **29/188,487**

DESCRIPTION

(22) Filed: **Aug. 20, 2003**

FIG. 1 is a perspective view of an impeller showing our new design;
FIG. 2 is a right side view thereof;
FIG. 3 is a top view thereof;
FIG. 4 is a front view thereof;
FIG. 5 is a bottom view thereof;
FIG. 6 is a left side view thereof; and,
FIG. 7 is a rear view thereof.

(51) **LOC (8) Cl.** **23-04**

(52) **U.S. Cl.** **D23/379**


(58) **Field of Search** D23/379, 370,
D23/411, 413; D12/214; 416/223 R

(56) **References Cited**

U.S. PATENT DOCUMENTS

D366,935 S * 2/1996 Arthun et al. D23/411

1 Claim, 5 Drawing Sheets






Fig. 1

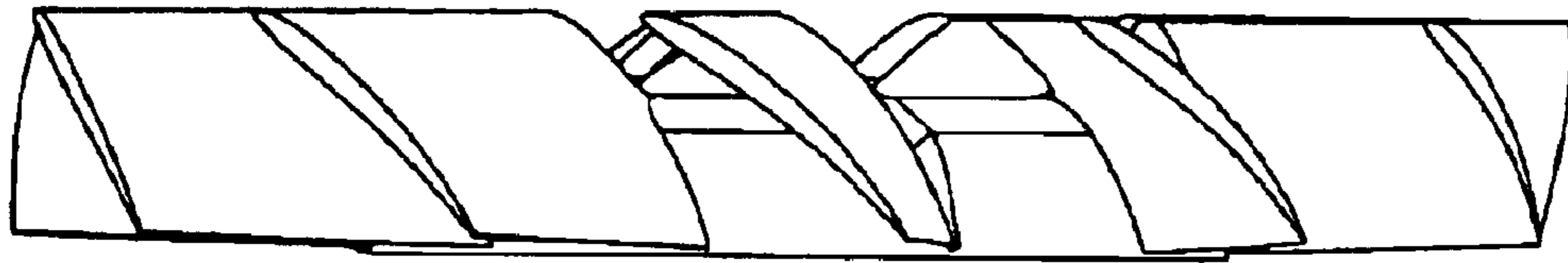


Fig. 2

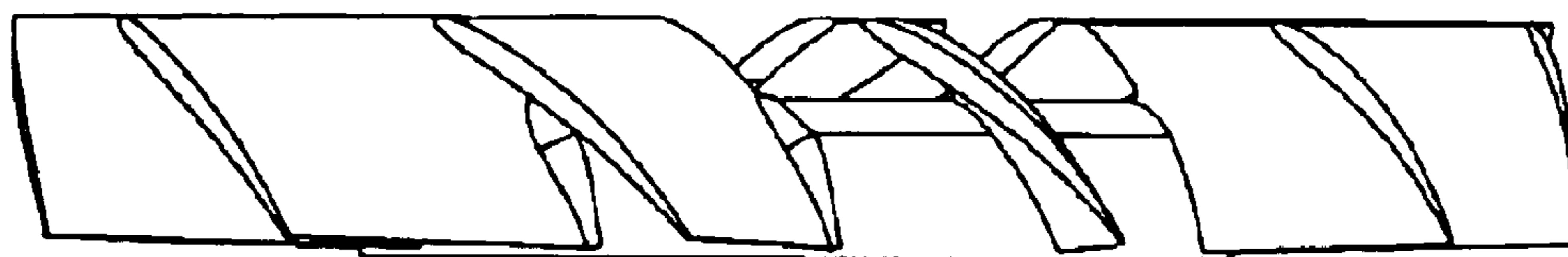


Fig. 6

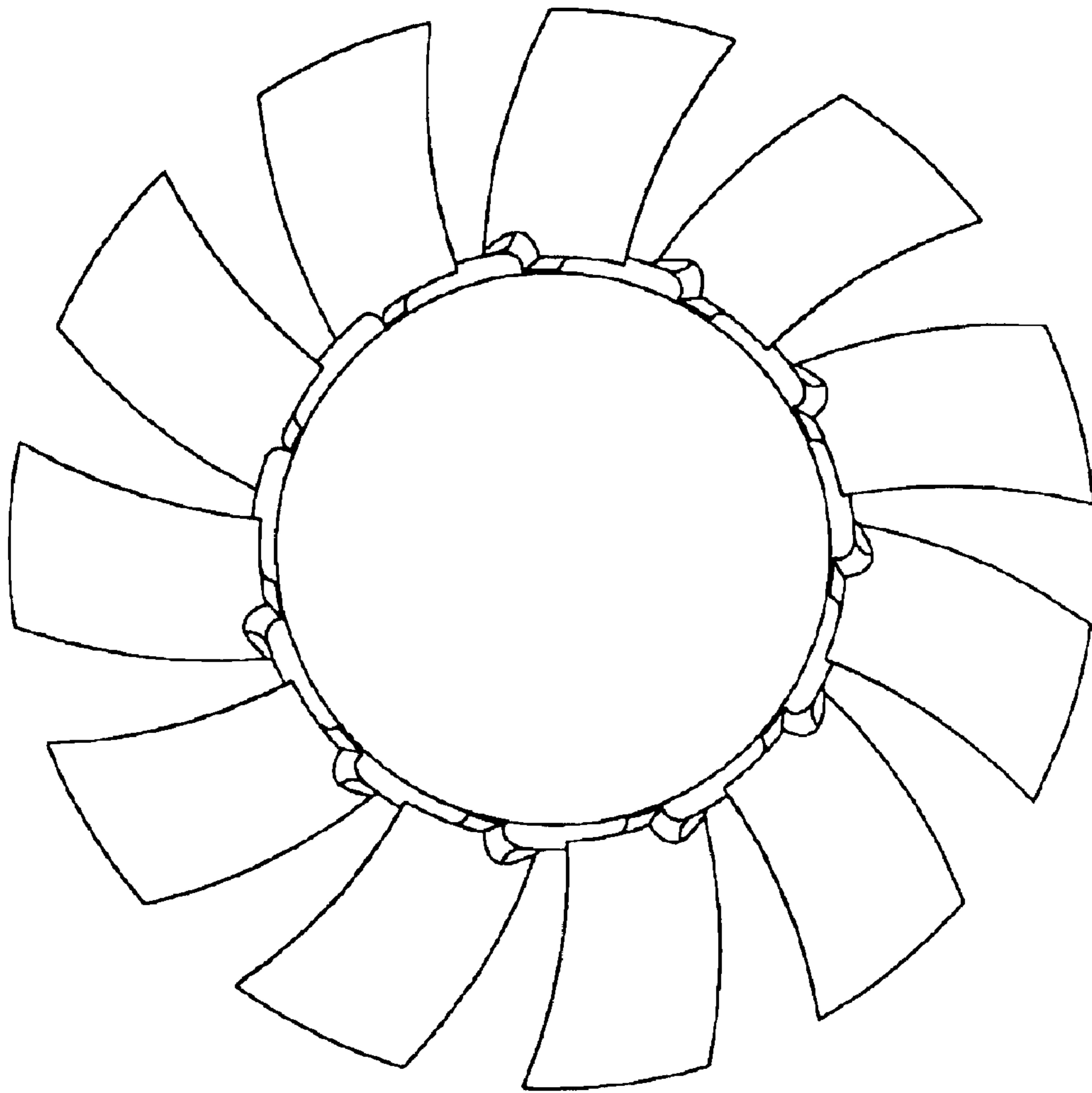


Fig. 3

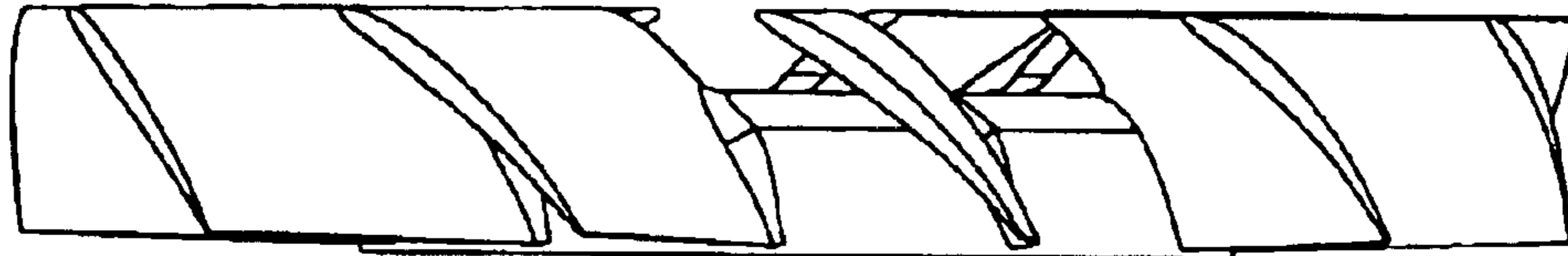


Fig. 4

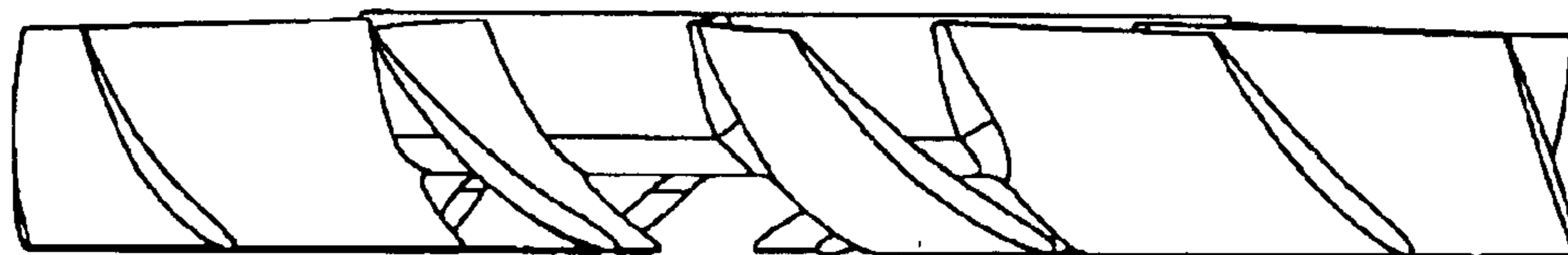


Fig. 7

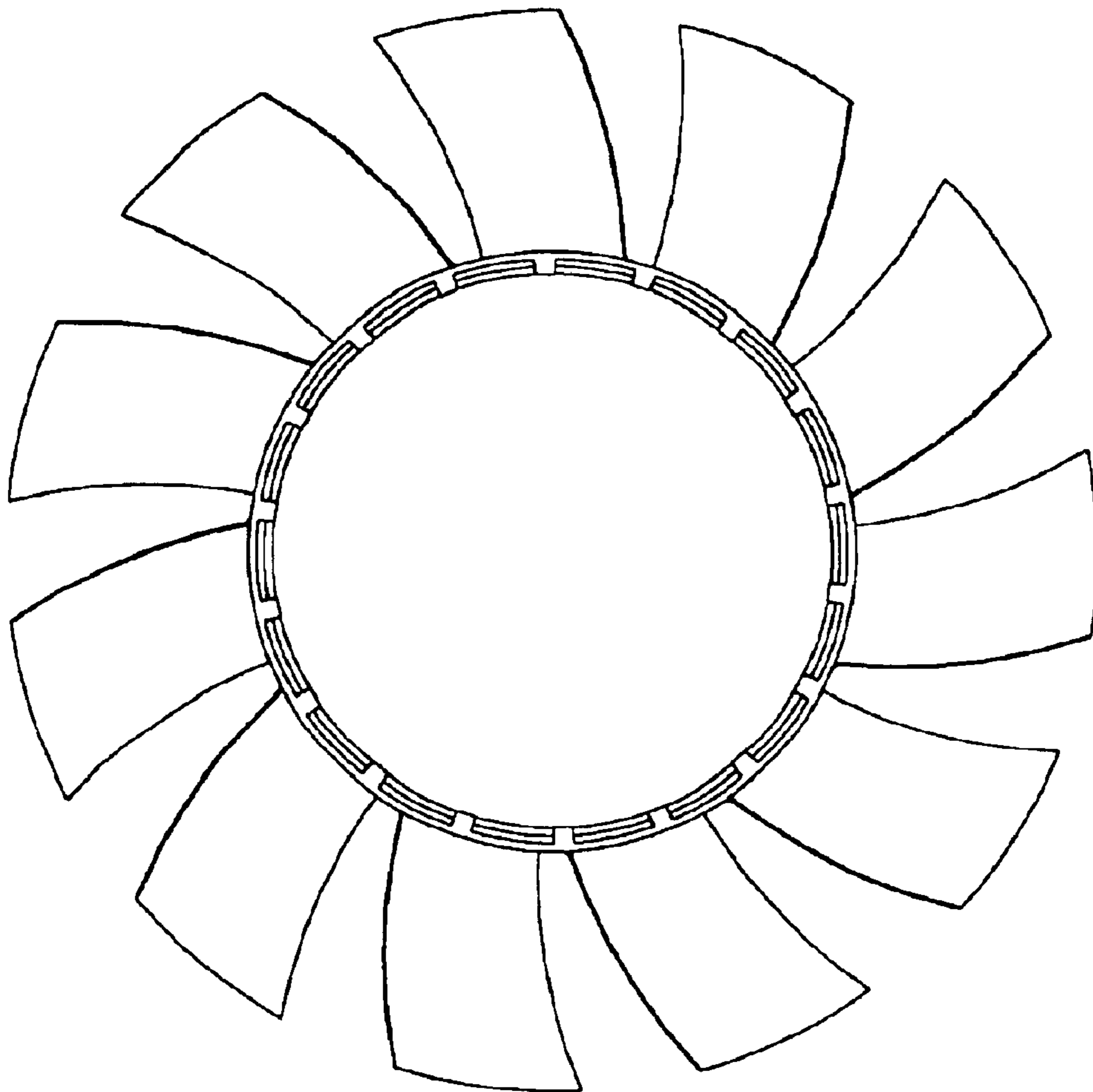


Fig. 5