

US00D507617S

(12) **United States Design Patent**
Slaven

(10) **Patent No.:** **US D507,617 S**

(45) **Date of Patent:** **** Jul. 19, 2005**

(54) **GOLF PRACTICE MAT**

Primary Examiner—Mitchell Siegel

(76) **Inventor:** **James D. Slaven**, 12122 Melrose St.,
Overland Park, KS (US) 66213

(57) **CLAIM**

I claim the ornamental design for the golf practice mat, as shown and described.

(**) **Term:** **14 Years**

DESCRIPTION

(21) **Appl. No.:** **29/197,897**

A Golf Practice Mat to be used for the hitting surface and ball teeing area for the practice and playing of golf. A Golf Practice Mat to be used as a stance surface for the practice and playing of golf. A Golf Practice Mat with built in provisions for a one piece adjustable golf ball tee.

(22) **Filed:** **Jan. 21, 2004**

(51) **LOC (8) Cl.** **21-02**

(52) **U.S. Cl.** **D21/792**

(58) **Field of Search** D21/789, 792;
473/266, 278, 279

Application Number 29/188, 508 filing date Aug. 20, 2003, Name of Applicant James D. Slaven, Title of the Invention One Piece Adjustable Golf Ball Tee.

(56) **References Cited**

FIG. 1 is a plan view of the golf practice mat; and, FIG. 2 is a cross sectional view taken on line 2—2 of FIG. 1.


U.S. PATENT DOCUMENTS

D232,567 S * 8/1974 Golden D21/792

D436,390 S * 1/2001 Hooper et al. D21/792

* cited by examiner

1 Claim, 1 Drawing Sheet



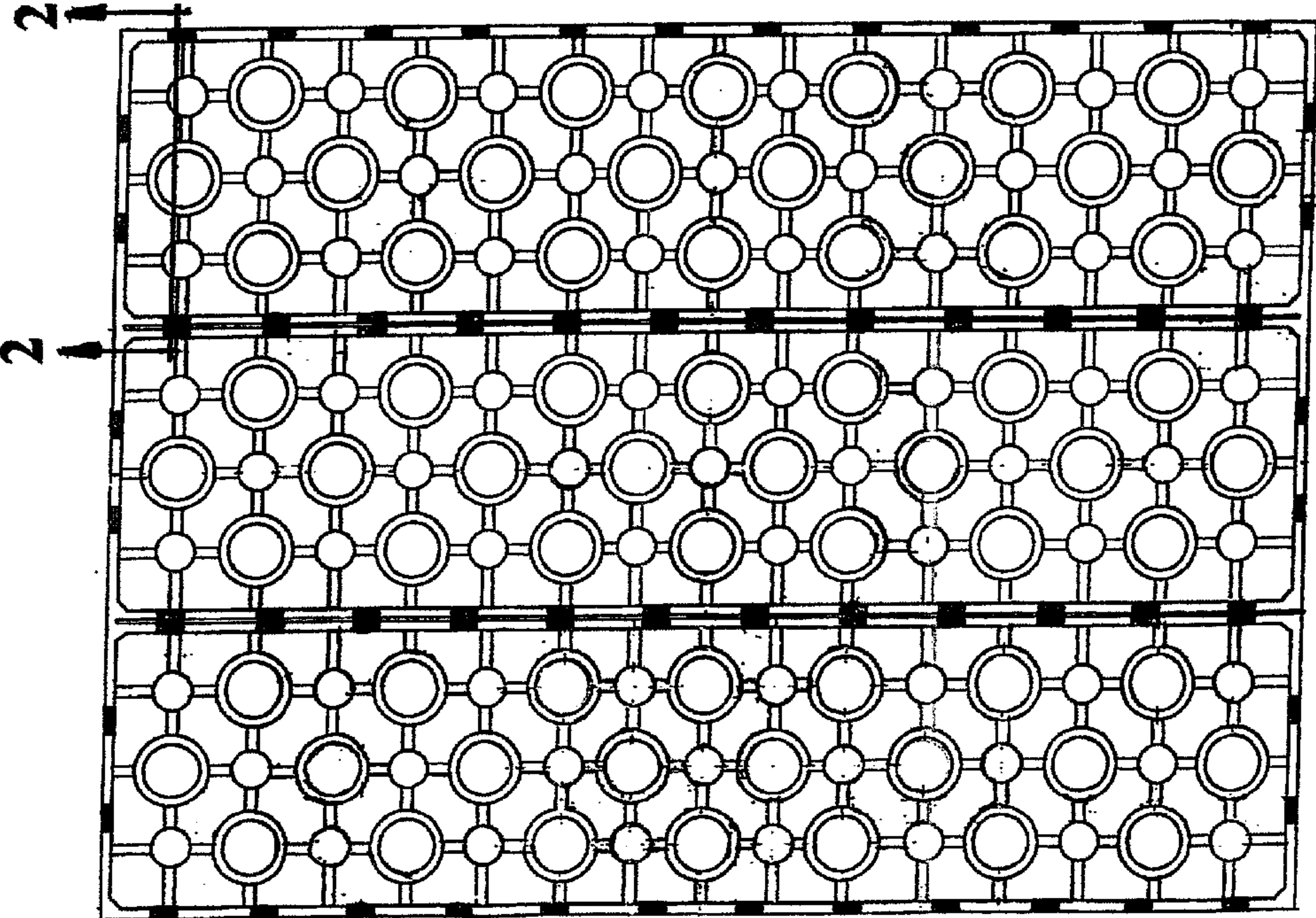


FIGURE 1

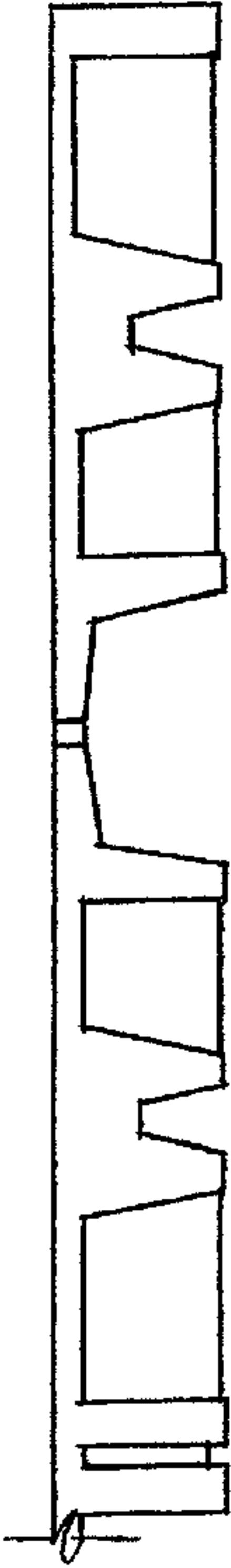


FIGURE 2