

US00D507612S

(12) **United States Design Patent** (10) **Patent No.:** **US D507,612 S**  
**Souza et al.** (45) **Date of Patent:** **\*\* Jul. 19, 2005**

(54) **GOLF PUTTER HEAD**

(75) Inventors: **John C. Souza**, Phoenix, AZ (US);  
**Anthony D. Serrano**, Peoria, AZ (US);  
**John A. Solheim**, Phoenix, AZ (US);  
**David D. Jones**, Glendale, AZ (US)

(73) Assignee: **Karsten Manufacturing Corporation**,  
Phoenix, AZ (US)

(\*\*) Term: **14 Years**

(21) Appl. No.: **29/198,071**

(22) Filed: **Jan. 23, 2004**

D410,717 S 6/1999 Anderson  
D411,271 S 6/1999 Nelson  
6,017,280 A 1/2000 Hubert  
6,059,669 A 5/2000 Pearce  
6,080,070 A 6/2000 Whitely  
D437,017 S 1/2001 Ford  
D449,865 S 10/2001 Fife et al.  
D451,973 S 12/2001 Wells et al.  
D460,990 S 7/2002 Jung  
D488,526 S \* 4/2004 Souza et al. .... D21/738  
D493,857 S \* 8/2004 Cameron ..... D21/738  
D496,417 S \* 9/2004 Tang ..... D21/738  
D496,418 S \* 9/2004 Tang et al. .... D21/738  
6,796,911 B2 \* 9/2004 Grace ..... 473/251  
D499,778 S \* 12/2004 Cameron ..... D21/742

\* cited by examiner

**Related U.S. Application Data**

(63) Continuation-in-part of application No. 29/179,048, filed on  
Apr. 2, 2003, now Pat. No. Des. 488,526.

(51) **LOC (8) Cl.** ..... **21-02**

(52) **U.S. Cl.** ..... **D21/738**

(58) **Field of Search** ..... D21/736-746;  
473/251-256, 324, 327-330, 340, 341

*Primary Examiner*—Mitchell Siegel

(74) *Attorney, Agent, or Firm*—Darrell F. Marquette

(57) **CLAIM**

We claim the ornamental design for a golf putter head, as  
shown and described.

**DESCRIPTION**

FIG. 1 is perspective view of a golf putter head showing our  
new design;

FIG. 2 is a top plan view of the golf putter head shown in  
FIG. 1;

FIG. 3 is a front elevational view of the golf putter head  
shown in FIG. 1;

FIG. 4 is a rear elevational view of the golf putter head  
shown in FIG. 1;

FIG. 5 is a bottom view of a golf putter head shown in FIG.  
1;

FIG. 6 is an end view of the golf putter head shown in FIG.  
1; and,

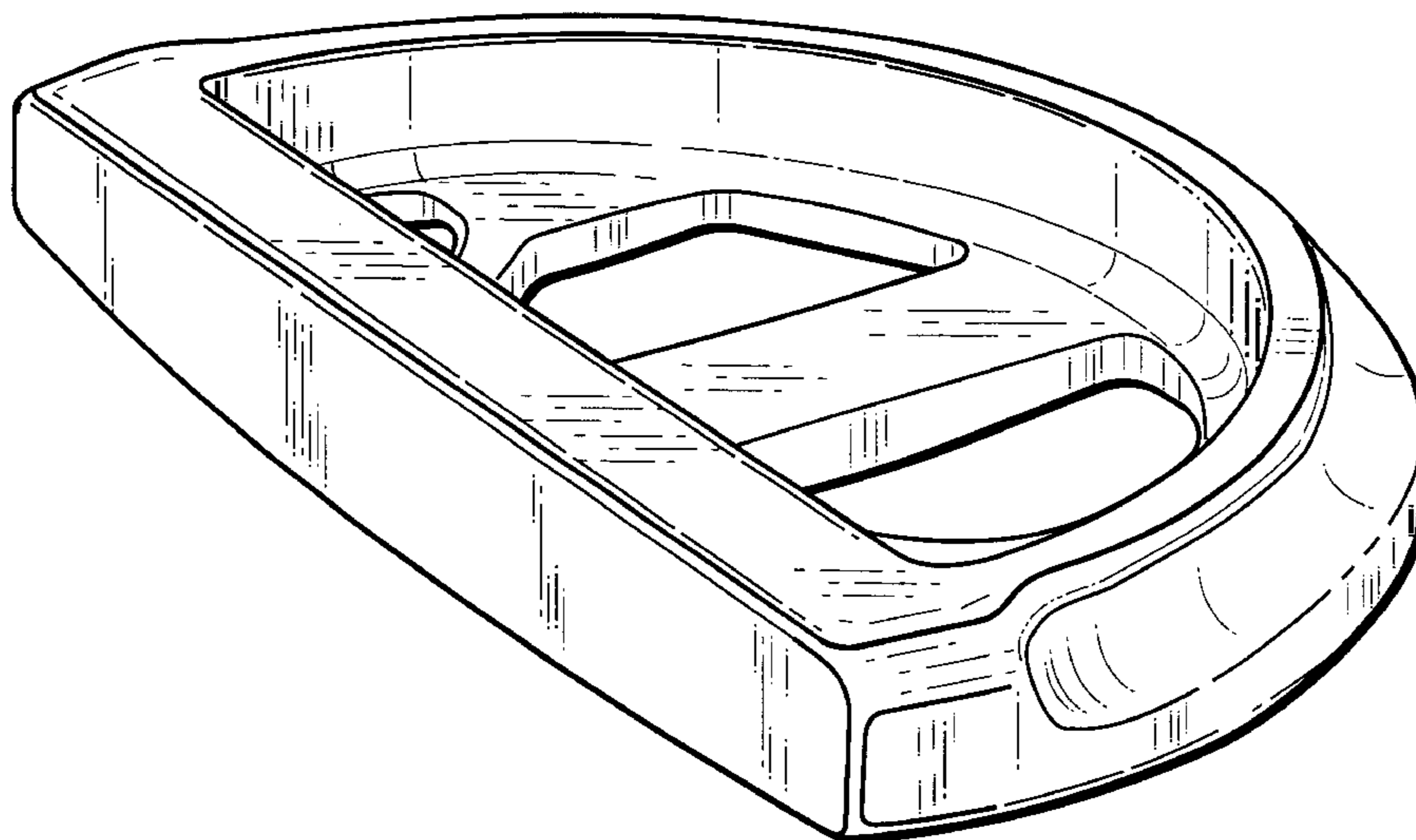
FIG. 7 is an opposite end view of the golf putter head shown  
in FIG. 1.

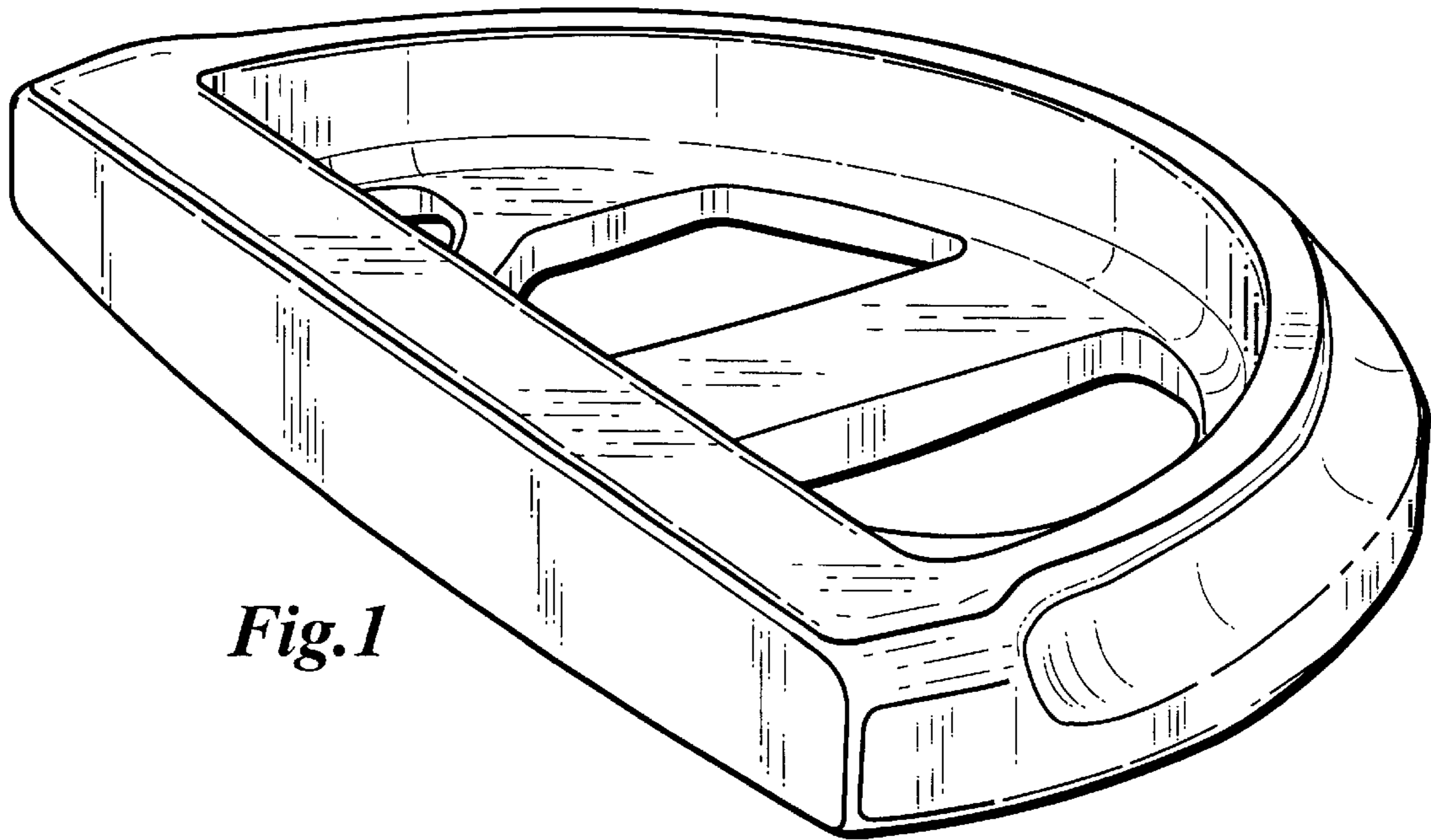
(56) **References Cited**

**U.S. PATENT DOCUMENTS**

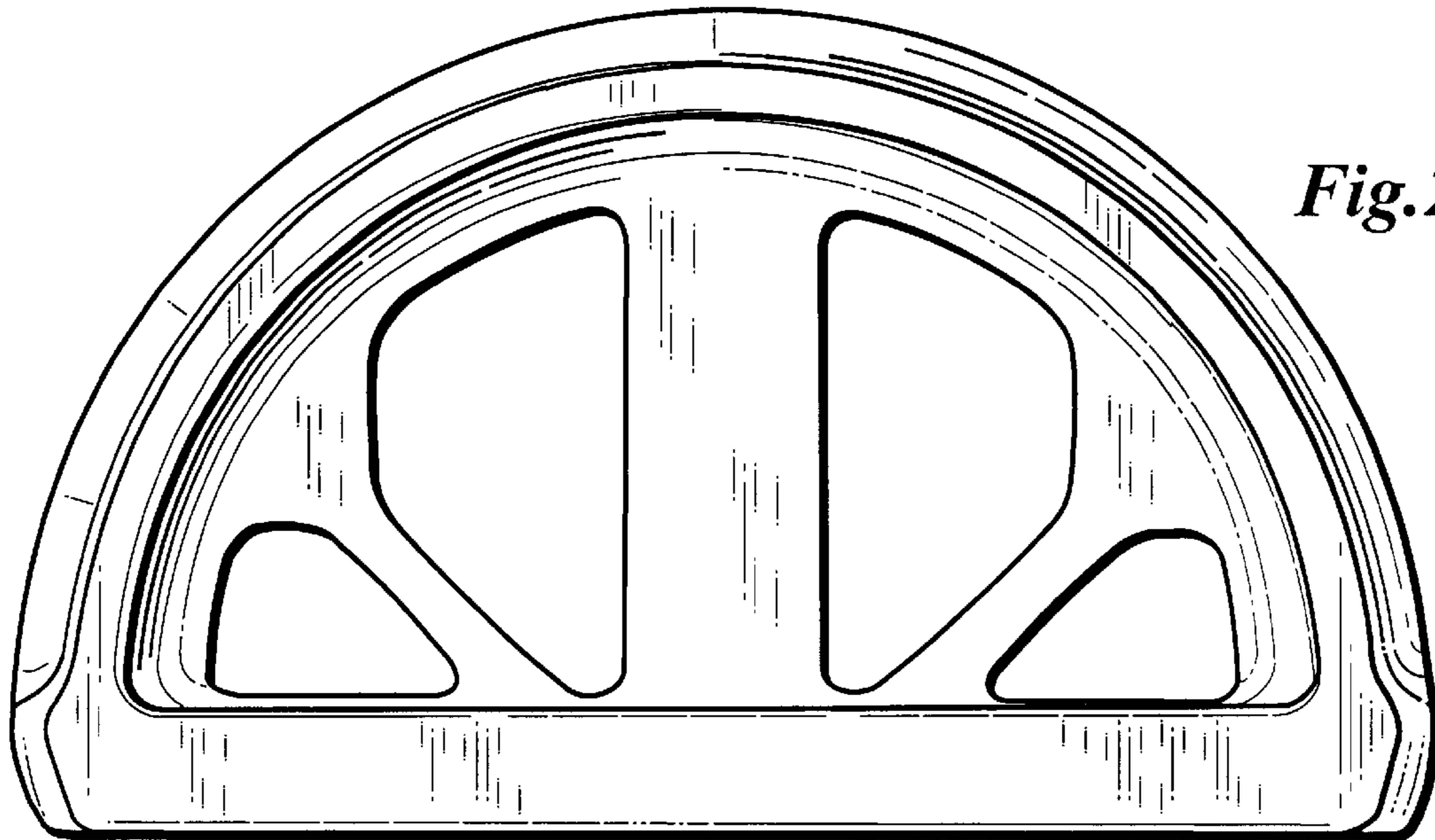
D218,178 S 7/1970 Solheim  
D234,960 S 4/1975 Swash  
D235,668 S 7/1975 Swash  
4,010,958 A \* 3/1977 Long ..... 473/341  
D255,373 S 6/1980 Solheim  
4,815,739 A 3/1989 Donica  
5,116,047 A \* 5/1992 Phelan et al. .... 473/307  
D334,039 S 3/1993 Tanaka  
D341,405 S 11/1993 Solheim  
D379,484 S 5/1997 Solheim  
D380,029 S 6/1997 Anderson  
D399,911 S 10/1998 Nicolette et al.  
5,830,078 A 11/1998 McMahon  
D405,137 S 2/1999 Nelson

**1 Claim, 2 Drawing Sheets**

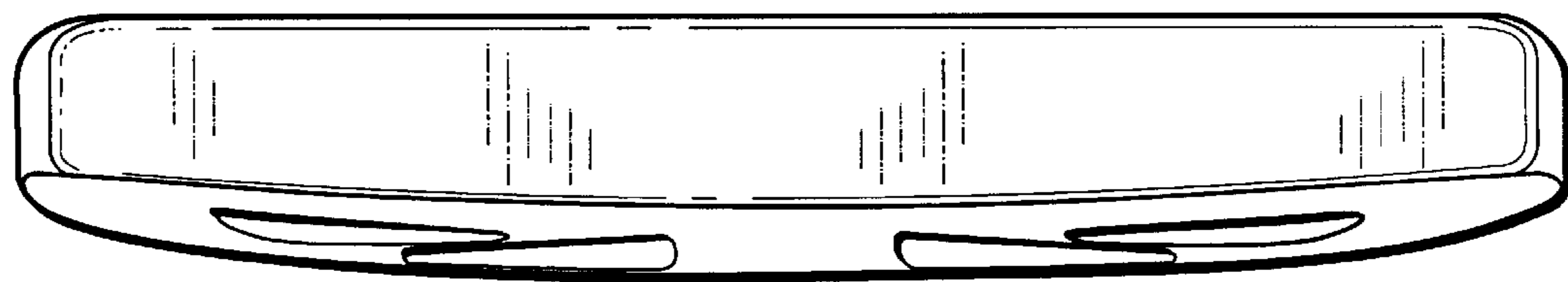




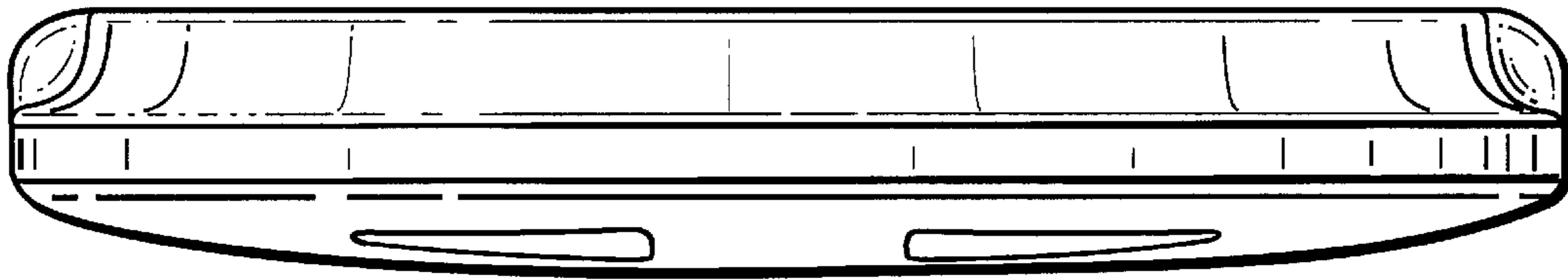
*Fig.1*



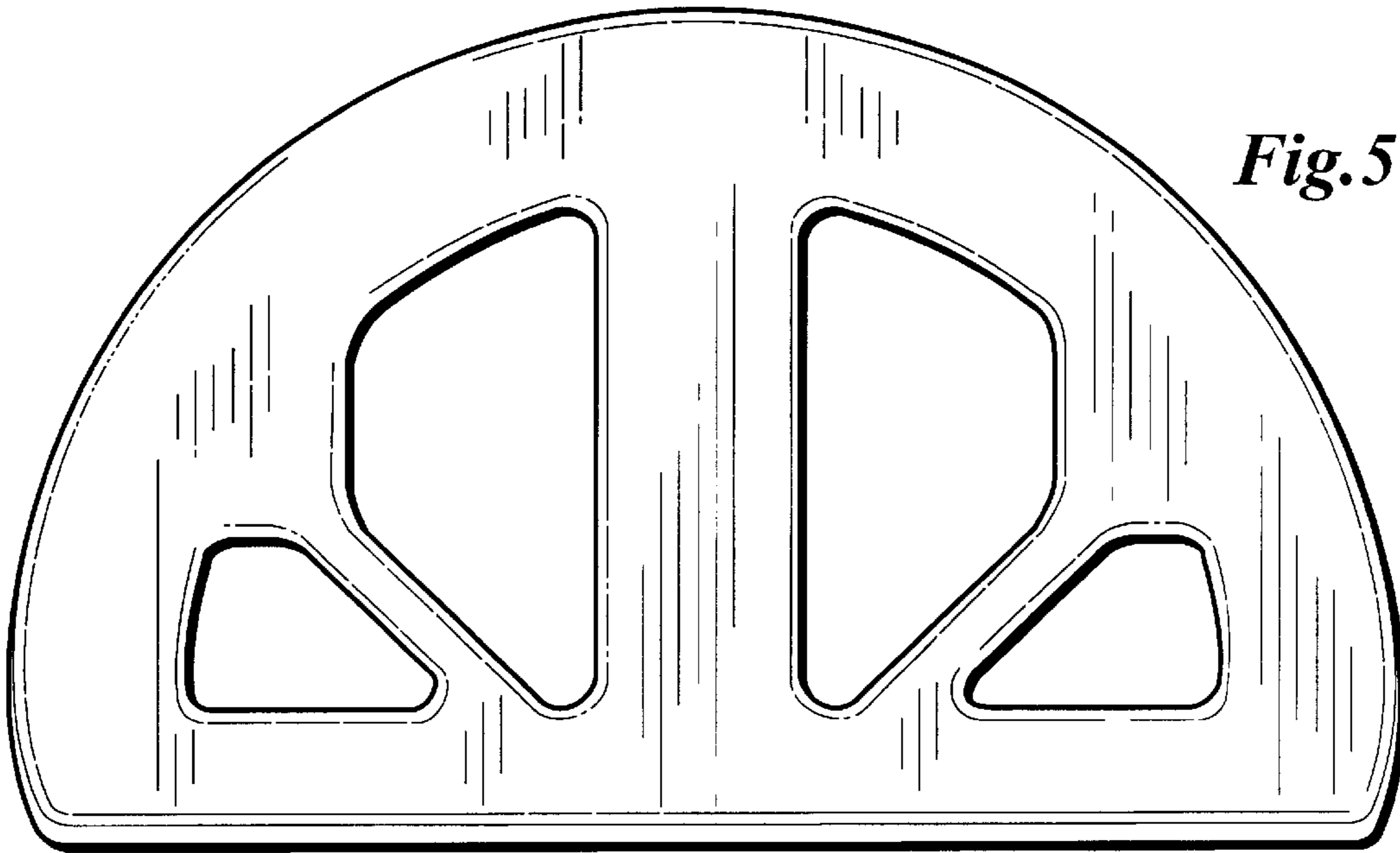
*Fig.2*



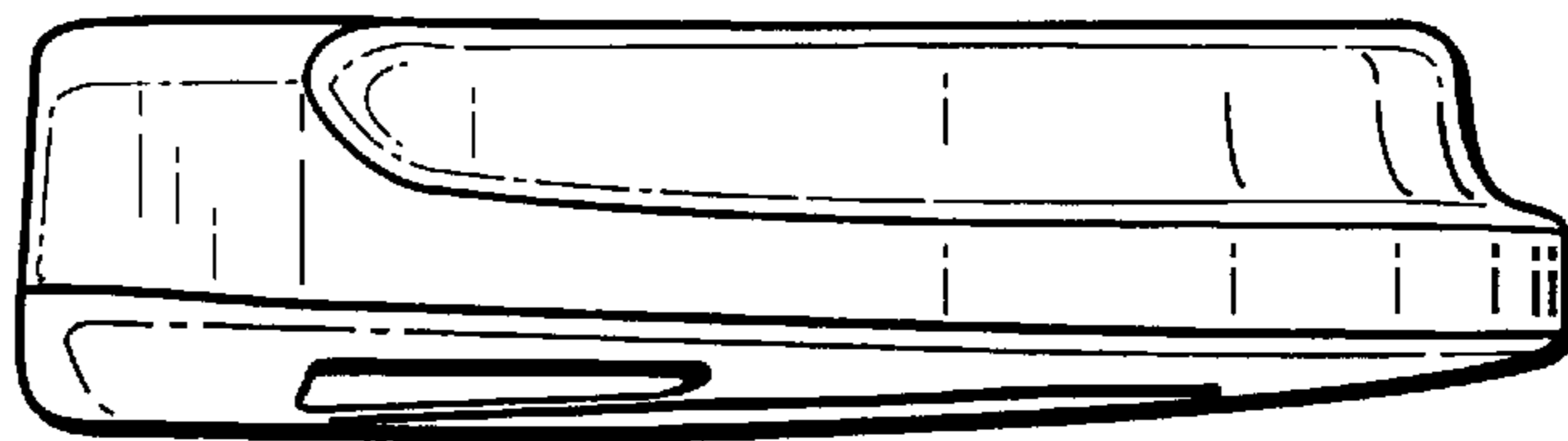
*Fig.3*



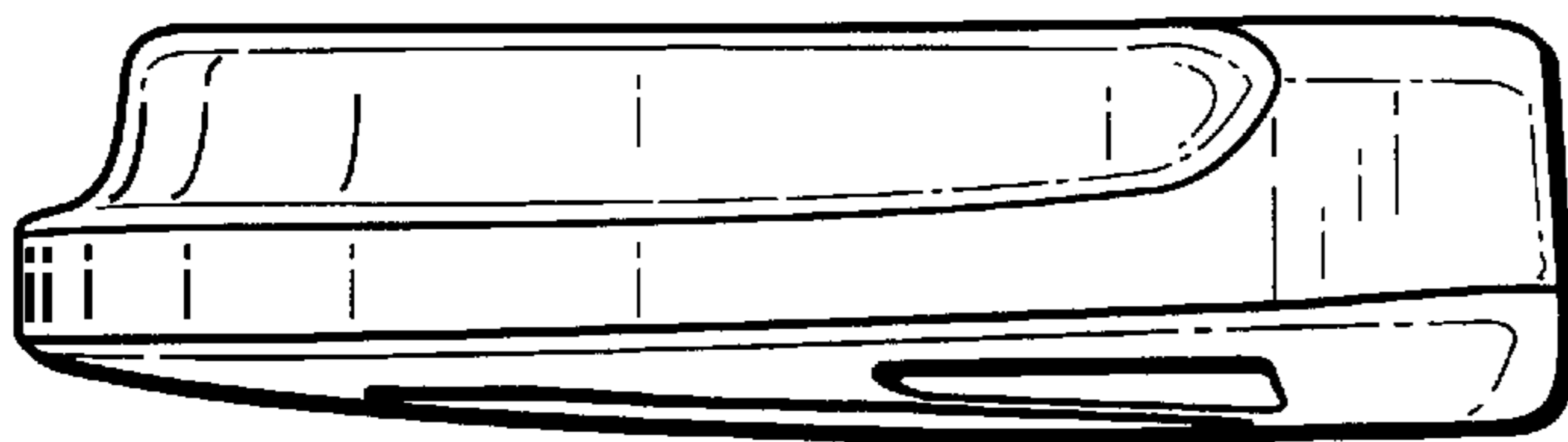
*Fig. 4*



*Fig. 5*



*Fig. 6*



*Fig. 7*